

H. Q. Mitchell
Marileni Malkogianni

STUDENT'S BOOK

get smart



plus



3




mm
publications


SVARIKAT
ARENA ILMU

Contents

Communication Objectives	Structures	Vocabulary	Cross-curricular Connections	21st Century Competencies
Module 1 • Welcome! p. 5				
<ul style="list-style-type: none"> - to talk about friends and family - to describe physical appearance - to count (10-100) - to talk about possession - to talk about what someone can and can't do - to tell the time 	Who's that? It's (John). What's (her) name? (Her) name is (Anna). (I) have got / (He) has got (big teeth). Have (you) got (twenty shells)? Yes, (I) have. No, (I) haven't. Has (she) got (fifty dolls)? Yes, (she) has. No, (she) hasn't. (He) can't (paint), but (he) can (do karate). Can (they) (dive)? Yes, (they) can. No, (they) can't. What's the time? It's (three) o'clock. It's half past (three).	Words describing appearance Colours Numbers Objects Actions Phonics: l blends: plane, blonde, clap, glue, fly	Music (song) Maths (counting, time) Social Studies (friends and family) Language Arts (fiction, using periods, writing a paragraph about one's family)	 Value Don't play tricks on your friends.
Module 2 • Every day p. 15				
<ul style="list-style-type: none"> - to talk about everyday activities - to identify the means of transport - to talk about how one gets around - to talk about occupations 	(I) always / never walk to school. (He) sometimes (combs his hair). Do (they) (walk to school)? Yes, (they) do. No, (they) don't. Does (she) (take the bus to school)? Yes, (she) does. No, (she) doesn't. What do you do? I'm a (firefighter). What does (he) do? (He)'s a (dentist). What do you want to be? (I) want / (She) wants to be a (farmer).	Everyday activities Occupations Work-related activities Phonics: r blends: pretty, brush, crayon, grey, fruit, tree, drive	Music (song) Social Studies (occupations) Art (drawing) Language Arts (fiction, capital I, writing a paragraph about one's day)	 Value Every job is important in our society.
Module 3 • Right now p. 25				
<ul style="list-style-type: none"> - to talk about activities happening at the moment of speaking - to talk about sports - to talk about household chores 	What are you doing? I'm / I'm not (playing the guitar). What is (he) doing? (He)'s / (He) isn't (skateboarding). What are (they) doing? (They)'re / (They) aren't (making a cake). Is (she) (doing gymnastics)? Yes, (she) is. No, (she) isn't. Are (they) (playing tennis)? Yes, (they) are. No, (they) aren't.	Leisure activities Sports Sports equipment Household chores Phonics: s blends: smile, snake, spider, stop, skate, scarf, sleep, swim, squirrel	Music (song) Health (exercising) Art (drawing, silhouettes) Language Arts (fiction)	 Value Don't make hasty judgments.
Module 4 • Year in, year out p. 35				
<ul style="list-style-type: none"> - to talk about the seasons - to learn prepositions of time - to talk about the weather in different parts of the world - to talk about sports played in different seasons 	What's your favourite season? (My) favourite season is (spring). I have (karate) on (Saturday). When's your birthday? It's in (March). What do (you) do in the (summer)? (I) go (swimming) in the (summer). (He) goes (skiing) in the (winter).	Seasons The world around us Weather Sports Clothes Phonics: a /æ/ cat, hat e /e/ pen, ten i /i/ milk, fish o /ɑ:/ socks, hot u /ʌ/ sun, shut	Music (song) Science (weather) Art (drawing, season collage) Language Arts (fiction)	 Value Each season has got its own beauty.
Module 5 • My new house p. 45				
<ul style="list-style-type: none"> - to describe location - to identify items in a house - to talk about different types of homes - to talk about possession 	Where's the (dog)? It's (behind) the (door). Where are the (toys)? They're (upstairs). They're in front of the (wardrobe). Whose (coat) is this? It's (mine). Whose (trainers) are these? They're (Tim)'s. They're (his). There is one (big room). There are a lot of (paper doors).	Parts of the house Items in a house Prepositions of place Clothes Phonics: /ð/ this, that /θ/ tooth, thin /ʃ/ ship, fish /tʃ/ chair, peach /tʃ/ kitchen, catch	Music (song) Social studies (the traditional Japanese house) Art (drawing) Language Arts (fiction, using adjectives, writing a paragraph about one's home)	 Value Be responsible and pick up your things after playtime.

Communication Objectives	Structures	Vocabulary	Cross-curricular Connections	21st Century Competencies
Module 6 • Food, please! p. 55				
<ul style="list-style-type: none"> - to identify and talk about food - to talk about where different foods come from - to learn how to order at a restaurant 	<p>There's some (milk). There are some (carrots). (Is) there any (cheese)? Yes, there (is). No, there (isn't). Are there any (peppers)? Yes, there are. No, there aren't. (Noodles) come from (China). What would you like (to drink)? I'd like some (water), please. Can I have some lemonade, please? Would you like some (dessert)? Yes, please. No, thanks.</p>	<p>Food and drinks</p> <p>Phonics: /s/ caps, books /z/ eggs, peas /z/ tomatoes, cherries /ɪz/ glasses, foxes, buses, dishes</p>	<p>Music (song) Health (food) Art (drawing) Language Arts (fiction, using commas and "and", writing a paragraph about one's favourite food)</p>	 <p>Value Practice makes perfect.</p>
Module 7 • Out and about p. 65				
<ul style="list-style-type: none"> - to give directions - to identify animals - to talk about places in a town - to talk about rules - to tell the time 	<p>Turn left. Turn right. Go straight. Don't (take photos). What's the time? It's a quarter to (three). It's a quarter past (three).</p>	<p>Directions Animals Places Rules</p> <p>Phonics: /eɪ/ dates /aɪ/ white /əʊ/ rose /i:/ teacher /u:/ food /ju:/ computer</p>	<p>Music (song) Social Studies (rules) Maths (time) Art (street signs) Language Arts (fiction)</p>	 <p>Value Stay together, play together, win together.</p>
Module 8 • Where were you yesterday? p. 75				
<ul style="list-style-type: none"> - to identify places in a town - to talk about the different times of day - to talk about where someone was in the past - to describe past experiences - to talk about life in the past 	<p>Where were (you) yesterday? (I was) at (the shopping centre). Where was (she) yesterday? (She) was at (home). Was (the film) good? Yes, it was. No, it wasn't. Were you at (home)? Yes, we were. No, we weren't. How was it? It was (noisy). There was / wasn't (a theatre). There were / weren't (many cars).</p>	<p>Places Food Times of day Adjectives Means of transport</p> <p>Phonics: ck /k/ kick, clock nk /ŋk/ bank, sink ng /ŋ/ long, king</p>	<p>Music (song) Social Studies (a city from the past) Art (picture diary) Language Arts (fiction, diary, use of intensifiers very, so, really, write one's diary)</p>	 <p>Value Share your experiences with friends.</p>
Module 9 • On holiday p. 85				
<ul style="list-style-type: none"> - to talk about holiday activities - to talk about past events 	<p>(We) packed (our bags). What did (you) do at the weekend? (I) went (to the forest). (He) didn't (swim). Did (you) (watch TV)? Yes, (I) did. No, (I) didn't.</p>	<p>Holiday-related vocabulary Adjectives Actions Geographic features</p> <p>Phonics: nd /nd/ sand, pond nt /nt/ plant, tent</p>	<p>Music (song) Art (drawing) Language Arts (fiction, diary, using "and" and "but", writing a paragraph about one's holiday)</p>	 <p>Value Be helpful and caring.</p>
Module 10 • The world around us p. 95				
<ul style="list-style-type: none"> - to identify animals - to compare people and animals - to talk about our solar system 	<p>(Lions) are stronger than (mice). big - bigger thin - thinner fat - fatter Which is the (hottest) (planet)? (Venus) is the (hottest) (planet).</p>	<p>Animals Adjectives School subjects The solar system Preposition of movement</p> <p>Phonics: /f/ phone, dolphin /w/ wheel, whale /f/ laugh, cough</p>	<p>Music (song) Science (the solar system) Art (drawing, solar system mobile) Language Arts (fiction)</p>	 <p>Value Believe in yourself.</p>










Greg



Anna

21ST CENTURY COMPETENCIES

-  → intercultural awareness
-  → critical thinking
-  → autonomous learning
-  → communication
-  → cooperation
-  → creativity
-  → personal and social responsibility

Welcome! 1

Sing a song



pretty



ugly



straight hair



curly hair



blonde hair



purple


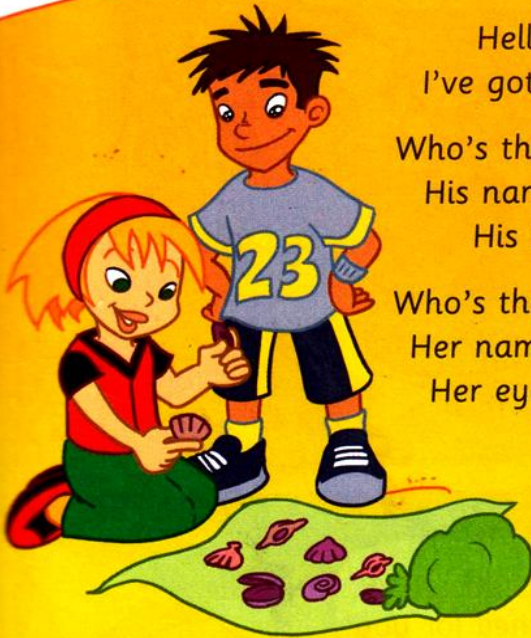
1 Listen and match. Then sing.

Smart friends

Hello, I'm Sharky. I'm a big fish.
I've got big teeth and three purple fins.

Who's that? Who's that? What's his name?
His name is Greg. He's got brown eyes.
His hair is brown. He's very nice.

Who's that? Who's that? What's her name?
Her name is Anna. She's got blonde hair.
Her eyes are green. She's a pretty girl.



2 Play.

She has got brown eyes. Her hair is brown. What's her name?

It's Lucy.

Yes, it is.

I	have got	brown eyes.
They	has got	brown eyes.
He	has got	brown eyes.
She	has got	brown eyes.

1

Smart kids

50

fifty

60

sixty

70

seventy

80

eighty

90

ninety

100

a hundred

10

ten

20

twenty

30

thirty

40

forty



shells

1 Listen and read. 


...91, 92, 93, 94, 95...

Hi, Anna.

What are these?

Oh. Hi, Greg!

They're my shells.



How many have you got?

Hmm...Let's see...
96, 97, 98, 99,
100. I have got a
hundred shells!

Hey, look! I have
got a shell for you!



Ouch!

You haven't got
a shell. That
isn't a shell!

Have | you | they | got twenty shells? < Yes, | I | have.
 No, | they | haven't.

Has | he | she | got fifty dolls? < Yes, | he | has.
 No, | she | hasn't.



2 Read activity 1 and match.



a. He hasn't got a shell.



b. They're shells.



c. She has got a hundred shells.

3 Listen and write the numbers.

	1. Steve	2. Julie	3. Tom	4. Pat
shells	90			
jigsaw puzzles				
teddy bears				

4 Look at activity 3. Ask and answer.

Has he got 90 shells?

Yes, he has.

It's Steve.

Yes, it is.



1

Our world



do karate



dive




paint

1 Listen and read. 

My Friends

Social Studies



My name's Chris.
I'm 10 years old.
My favourite sport
is football. I can play
football very well.



This is my friend
Kelly. She can't play
football, but she can paint
beautifully.



This is my friend Gary.
He can't paint, but he
can do karate.



This is my friend Sam.
He loves swimming. He
can swim very well. He
can dive, too!



I	can	dive.	Can	you	dive?	Yes,	I	can.
He	can't			he		No,	he	can't.
She				she			she	
They				they			they	







2 Read activity 1 and choose.



- Chris **can** / **can't** play football.
- Kelly **can** / **can't** play football.
- Kelly **can** / **can't** paint.
- Gary **can** / **can't** paint.
- Gary **can** / **can't** do karate.
- Sam **can** / **can't** dive.



3 Listen and tick (✓).



1.  a  b

2.  a  b

3.  a  b

4.  a  b

4 Look at activity 3 and write.


- Can Luke and Simon play basketball? _____
- Can Luke do karate? _____
- Can Jessica dive? _____
- Can Jessica sing and dance? _____

5 Write ✓ for "I can" and ✗ for "I can't." Then ask and answer.



Can you dive?

No, I can't.



	You	Your friend
dive		
play basketball		
do karate		
dance		
sing		



1

Let's play

1 Look and listen. Then play. 



It's three o'clock.



It's half past three.

What's the time? It's three o'clock.

What's the time? It's half past three.



What's the time?


It's half past three.



Project

1 Read about Fay's family. 

My family



My name is Fay. This is my family. My dad has got brown eyes and brown hair. He can play football and he can dive, too. My mum has got long brown hair. She can sing and dance. My brother, Jim, is 6 years old. His favourite sport is basketball. We have got a big dog. His name is Sparky and he's great!

My name is...
My dad has got...
He can...
My mum has got...
She can...
My brother / Sister...

Writing tip

All sentences start with a CAPITAL letter and finish with a full stop (.).



She can sing and dance.

We have got a big dog.

1 Story time

1 Listen and read.

Jerry's painting



Later...



What's the time, Jerry?
I have a karate lesson
at three o'clock.

It's half past two.

Can I see it now?

3


Well? Do you like it?

4

VALUE Don't play tricks on your friends.




Revision 1

1 Which is Beth's family? Listen and tick (✓). 



1



2

2 Look and write.

50 20 60 40 100 70 90 10 80 30

1 2 3 4 5 6 7 8 9 10

3 Look and write.



1. It's _____



2. It's _____



3. It's _____



4. It's _____

Every day 2

Sing a song



do my homework



brush my teeth



have a shower



get dressed



comb my hair

1 Listen and match. Then sing.

Mike's day

In the morning I get up.
I always get up at eight o'clock.
I have breakfast
I always brush my teeth
And I always go to school
With my best friend Keith.

After school he has lunch.
He always has lunch at three o'clock.
He does his homework.
He never has a shower.
He sometimes plays football
With Keith and Howard.



2 Play.

I always get up at 8 o'clock. I sometimes play basketball after school. I never play football.

always

sometimes

never

I **always** do my homework.
He **sometimes** combs his hair.
You **never** brush your teeth.

Name	always	sometimes	never
Alex	gets up at 8 o'clock	plays basketball	plays football
1.			
2.			
3.			



2

Smart kids



take the bus



drive







walk



take the train

1 Listen and read.



Do | you | they | walk to school? < Yes, | I | do.
No, | they | don't.


Does | he | she | take the bus to school? < Yes, | he | does.
No, | she | doesn't.



2 Read activity 1 and match.

- | | |
|---|---------------------|
| 1. Does Greg walk to school? | a. Yes, he does. |
| 2. Does Anna take the train to school? | b. No, they don't. |
| 3. Does Greg's dad drive? | c. Yes, she does. |
| 4. Do Jenny and Billy take the bus to school? | d. No, he doesn't. |
| 5. Does Suzie ride her bike to school? | e. No, she doesn't. |

3 Listen and number (1-4). 



a



b



c



d

4 Ask and answer. 

Does your dad drive to work?



No, he doesn't.
He takes the train.



- take the train
- drive
- walk
- ride a bike
- take the bus

Our world



firefighter



put out fires



lifeguard



save people



dentist



fix teeth

1 Listen and read. 

Social
Studies

People at work

Meet Dave, Jill and Josh. They help people every day.



Dave Gordon

Interviewer: What do you do, Dave?

Dave: I'm a firefighter.

Interviewer: Do you always put out fires?

Dave: No, I don't. I sometimes save people and animals.

Interviewer: Are you a doctor?


Jill: I'm a dentist, a doctor for teeth.

Interviewer: And what do you do?

Jill: I fix people's teeth.



Jill Hudson



Josh Baker

Interviewer: Are you a lifeguard?

Josh: Yes, I am.

Interviewer: Do you work at the beach?

Josh: Yes, I do.

Interviewer: What do you do?

Josh: I save people.

What do you do? I'm a firefighter.

What does he do? He's a dentist.
What does she do? She's a dentist.



2 Read activity 1 and circle Yes or No.

- | | | |
|-----------------------------------|------------|-----------|
| 1. Dave saves people and animals. | Yes | No |
| 2. Jill puts out fires. | Yes | No |
| 3. Josh works in a hospital. | Yes | No |
| 4. Josh saves people. | Yes | No |
| 5. Jill is a dentist. | Yes | No |

3 Read and write. Then look and number (1-6).

lifeguard firefighters ~~musician~~ dentist chef teachers

- | | |
|--|---|
| 1. He plays the piano.
He's a _____ musician _____. | 4. I save people.
I'm a _____. |
| 2. She fixes teeth.
She's a _____. | 5. He cooks in a restaurant.
He's a _____. |
| 3. They put out fires.
They're _____. | 6. We work in a school.
We're _____. |



a

b

c 1

d

e

f

4 Draw. Then ask and answer. 

What do you do?



I'm a firefighter.
I put out fires and
save people.



2

Let's play



pilot



farmer



photographer



take photos

I want to be a pilot.
She wants to be a farmer.



fly a helicopter



grow fruit and vegetables

1 Listen and read. Then ask and answer. 

What do you want to be when you grow up?


I want to be a pilot and fly a helicopter.



Name	Job
Sue	pilot
1.	
2.	
3.	
4.	



singer



dentist



musician



firefighter



chef



lifeguard



doctor



Project


1 Read about Jim's day. 

My day

I always get up at 7 o'clock in the morning. I have breakfast with my family. Then, I ride my bike to school. After school, I do my homework. I sometimes play basketball. Before bedtime, I always have a shower and I brush my teeth.



In the morning	get up, have breakfast, ride my bike to school
After school	do homework, play basketball
Before bedtime	have a shower, brush my teeth



What do you do in the morning?
 What do you do after school?
 What do you do before bed time?



Writing tip

- I is always written with a CAPITAL letter.
I have breakfast with my family. After school, I do my homework.
- Always use a question mark (?) at the end of a question
What do you do in the morning?

2 Story time


1 Listen and read.

It's Career Day at school. Kerry's mum is a dentist. She fixes people's teeth.

What do you want to be?

I get up at six o'clock in the morning every day. I have a shower. Then, I get dressed and I have breakfast. At seven o'clock, I take the train to work.


I want to be a dentist, too!



Joey's dad is a firefighter. He puts out fires and saves people.

I drive my car to work. Sometimes, I have breakfast, lunch and dinner at work!

Or no... I want to be a firefighter!



Monica's mum is a chef. She works in a restaurant.

I take the bus to work and I cook all day. Sometimes, I go home late.


I want to be a chef, too!



3

What do you want to be, Dexter?

I want to be a cat!



4

VALUE Every job is important.




Revision 2

1 Listen and circle.



1.

Yes No



2.

Yes No



3.

Yes No



4.

Yes No



5.

Yes No



6.

Yes No

2 Look and write.



Brian is a farmer. He (1) _____ (not save) people. He (2) _____ (have got) animals and (3) _____ (grow) fruit and vegetables.

Elaine is a musician. She (4) _____ (play) the piano, but she (5) _____ (not sing).

Mike (6) _____ (fly) a plane. He's a pilot.

Pat (7) _____ (put out) fires and (8) _____ (save) people. She's a firefighter.

Right now 3

Sing a song



playing the guitar



playing volleyball



playing tennis



hitting the ball



throwing the ball

1 Listen and number (1-4). Then sing. 

Having fun

I am running, you are jumping
And you're hitting the ball.
We are having fun together.
We are playing volleyball.

Sue is dancing. Pete is singing
And he's playing the guitar.

Sam and Matt are playing tennis.
They are having lots of fun.

a

d

b

c

2 Draw and say. 

They're playing tennis.



I'm
He's
She's
We're
You're
They're

playing.

I'm = I am
He's = He is
She's = She is
We're = We are
You're = You are
They're = They are

Smart kids



making a cake



cleaning



doing the washing-up



watering the plants



making the bed

1 Listen and read. 

What are you doing, Anna?

I'm making a cake.



1

Can I help?

Sure! You can do the washing-up.



2

What are you doing, Anna?

I'm watering the plants.



3



4

Hey, guys. Where are you going?


We're going to the park.



5

Greg, let's go to the park. What are you doing?

I'm cleaning. Sorry, Anna.



6

What	are you are they is he is she	doing?	I'm They're He's She's	making a cake.
------	--	--------	---------------------------------	----------------











2 Read activity 1 and choose.

- In picture 1 Anna is making a _____.
a. sandwich
b. cake
- In picture 2 Greg _____ to help Anna.
a. wants
b. doesn't want
- In picture 3 Greg is _____.
a. doing the washing-up
b. watering the flowers
- In picture 4 Greg is _____.
a. doing the washing-up
b. watching TV
- In picture 5 Anna is _____.
a. watering the flowers
b. going to the park
- In picture 6 Greg is _____.
a. cleaning the kitchen
b. doing the washing-up

3 Listen and tick (✓).



1.		
	a <input type="checkbox"/>	b <input type="checkbox"/>
2.		
	a <input type="checkbox"/>	b <input type="checkbox"/>
3.		
	a <input type="checkbox"/>	b <input type="checkbox"/>
4.		
	a <input type="checkbox"/>	b <input type="checkbox"/>

4 Ask and answer.

What is he doing?

He's doing his homework.



3

Our world



exercising



playing baseball



skateboarding



playing table tennis



doing gymnastics

1 Listen and read. 

LET'S EXERCISE!



Jonathan loves sports. In this picture he's playing baseball. He's hitting the ball with his baseball bat.

1



2

Sandy is exercising. She isn't playing a sport. She's doing gymnastics.

Health




3

May and Jin aren't doing gymnastics, but they're exercising, too. They're playing table tennis.



Look at Tom! He's skateboarding. Skateboarding is good exercise and fun, too!



4

I'm not
She isn't
They aren't

skateboarding.

I'm not = I am not
She isn't = She is not
They aren't = They are not




2 Read activity 1 and circle.

- Jonathan **is** / **isn't** playing a sport.
- Jonathan **is** / **isn't** catching the ball.
- Sandy **is** / **isn't** doing gymnastics.
- May and Jin **are** / **aren't** exercising.
- May and Jin **are** / **aren't** playing a sport.
- Tom **is** / **isn't** running.
- Tom **is** / **isn't** exercising.

3 Listen and number (1-5).

1. Dan and John 2. Kenny and Sam 3. Lucy 4. Mia 5. Robbie



4 Look at activity 3 and say.



Robbie isn't playing table tennis. He's playing tennis.



I'm not
She isn't
They aren't

skateboarding.

I'm not = I am not
She isn't = She is not
They aren't = They are not




2 Read activity 1 and circle.

- Jonathan **is** / **isn't** playing a sport.
- Jonathan **is** / **isn't** catching the ball.
- Sandy **is** / **isn't** doing gymnastics.
- May and Jin **are** / **aren't** exercising.
- May and Jin **are** / **aren't** playing a sport.
- Tom **is** / **isn't** running.
- Tom **is** / **isn't** exercising.

3 Listen and number (1-5). 


- Dan and John
- Kenny and Sam
- Lucy
- Mia
- Robbie



4 Look at activity 3 and say. 



Robbie isn't playing table tennis. He's playing tennis.



3

Let's play

Is


she
he

 doing gymnastics?

Yes,	she	is.
No,	she	isn't.
	he	

Are they playing tennis?

Yes, they are.
No, they aren't.

1 Listen and read. Then play. Use the pictures on page 125. 

Is it a boy?

Yes, it is.

Is he doing gymnastics?


No, he isn't.

Is he skateboarding?

Yes, he is.

It's Jim.

Yes, it is.




Project

1 Make a silhouette.



1

Get a big piece of black cardboard and cut out a shape, e.g. a keyhole, a circle, etc. Then get a piece of white cardboard and stick it onto the black cardboard with tape.



2


Draw pictures of people doing everyday activities or playing a sport.



3

Colour in your picture.

2 Show and tell.



They're playing tennis.




A girl is playing the guitar.

3 Story time

A YUCKY GAME OF TABLE TENNIS

1 Listen and read.


It's Saturday morning. Tom and Nancy are playing table tennis.



Tom is going to get the ball. He's looking in the plants. Mrs Clark is watering her plants.



Tom is happy now. He has the ball. He's running back to Nancy.




Tom throws the ball to Nancy. She hits it but...




VALUE Don't make hasty judgements.

Tom is happy now. He has the ball. He's running back to Nancy.



Tom throws the ball to Nancy. She hits it but...



VALUE Don't make hasty judgements.



Revision 3

1 Read and write.



1. _____
is hitting the ball.
2. _____
are playing tennis.
3. _____
isn't exercising.
4. _____
isn't playing tennis, but
he is exercising.
5. _____
aren't playing tennis, but
they're exercising.

2 Listen and tick (✓).



1. Which is Amanda?



a



b



c

2. Which is Jane?



a



b



c

3. Which is Ted?



a



b



c

Year in, year out 4

tree



autumn

snowman



winter

flower



spring

Sing a song

beach



summer




It's snowing.

1 Listen and match. Then sing.

Four Seasons

What's your favourite season?
My favourite season is spring.
Your favourite season is autumn.



a.

It's autumn. It's autumn.
It's raining today.
Let's go back to school.
I want to learn and play.

It's winter. It's winter.
It's snowing and it's cold.
Let's make a snowman.
My hands are very cold.



c.

It's spring. It's spring.
It's sunny. Let's go out.
Let's go to the park.
There are flowers all around

It's summer. It's summer.
It's very hot today.
Let's go to the beach.
I want to swim and play.



d.

2 Play a game.

In my favourite season it's sunny. There are flowers all around. What is it?




Your favourite season is spring.



Smart kids


1 Listen and read. 

Thursday after school...




When's your birthday, Anna?

It's in October, too!
It's on Saturday.
Let's have a party
on Saturday for
our birthdays.



I can't, Anna.
I have karate on
Saturday.

What about
Friday?



No, no. I can't.
On Friday I have
basketball.

What about
Sunday then?



Sorry, Anna, I can't on
Sunday. I ...

Surprise!!!! Happy birthday, Greg!



I have karate **on** Saturday.
When's your birthday? It's **in** October.



2 Read activity 1 and write the day.





1. _____

2. _____

3. _____

3 Listen and match. 



Monday Tuesday Wednesday Thursday Friday Saturday Sunday

4 Put the months in order (1-12).

March	<input type="checkbox"/>	August	<input type="checkbox"/>	May	<input type="checkbox"/>	October	<input type="checkbox"/>
June	<input type="checkbox"/>	February	<input type="checkbox"/>	April	<input type="checkbox"/>	July	<input type="checkbox"/>
September	<input type="checkbox"/>	December	<input type="checkbox"/>	January	<input type="checkbox" value="1"/>	November	<input type="checkbox"/>

5 Ask and answer. 

Name	Birthday
Sue	March
1.	
2.	
3.	

When's your birthday?

It's in March.



4

Our world



go windsurfing



go skiing



go sailing



warm



cool



windy

1 Listen and read. 

Science

Seasons Around the World



1

In Canada it's winter from December to February. It's cold and it snows in the winter. People wear hats, coats, gloves and scarves. Many people in Canada go skiing in the winter.

In Australia it's summer from December to February. It's hot and sunny. People go swimming in the summer. Sometimes it's very windy and people go windsurfing.



2



3

Thailand has three seasons: the rainy season, the cool season and the hot season. The weather in Thailand is always warm. People wear T-shirts and shorts. They go sailing in the cool and hot seasons.


I go swimming in the summer.
He goes skiing in the winter.
They go sailing in the cool season.



2 Read activity 1 and match.

- | | | |
|------------------------|-------------|------------------------------|
| 1. People in Canada | go swimming | in the cool and hot seasons. |
| 2. People in Australia | go sailing | in the winter. |
| 3. People in Thailand | go skiing | in the summer. |

3 Listen and match. 



4 Mime. 

What do you do in the summer? You go swimming.



4

Let's play



boots

1 Play.



START

How many days are there in a week?
Say them.

1

It's January. What's the weather like in Australia?

2



What season is it?

3

Which month is before April?

4



Go back to 5.

7

What's the weather like in the spring?

6



What are these?

5

It's the cool season in Thailand. What are you wearing?

8



It's February. What's the weather like in Canada?

9

When's your birthday?

12

Go back to 11

13

How many months are there in a year?
Say them.

14

What can you do in the winter?

10



What are these?

11



FINISH



Project

1 Make a season collage.



Write the name of your country on a piece of paper and colour it in.



Choose a season. Cut out pictures from magazines that show what the weather is like in your country in that season, e.g. what people wear and what they do.



Glue the pictures on a piece of cardboard and glue the paper with the name of your country at the top.

2 Show and tell. Use the ideas in the box.

seasons weather
people's clothes people's activities




In the winter it's very cold in Russia. People wear coats, boots, gloves and scarves. Many people go skiing in the winter. It's fun!

4 Story time

1 Listen and read.

THE SNOW GLOBE

It's Saturday morning. It's hot and sunny. Mandy and Mike are playing on the beach. Jane is windsurfing. Jim is swimming.



Jim finds a snow globe. He shows it to Mandy and Mike.



Jane wants to see the snow globe, too, but...






The children aren't on the beach now. It isn't sunny. It's snowing and it's cold.



The children are playing in the snow. They're making a snowman.




Jane is skiing.



Jane, are you OK?


Yes. Where am I?



VALUE Each season has got its own beauty.



Revision 4

1 When's their birthday? Listen and match. 




1.

Kate



2.

Brenda



3.

Pedro



4.

Marc



a.



b.




c.



d.

2 Write about yourself.



My birthday is in January.
That's in the winter. My favourite
season is summer.

My birthday is in _____.

That's in the _____.

My favourite season is _____.

My new house 5



door



floor

upstairs



downstairs

Sing a song



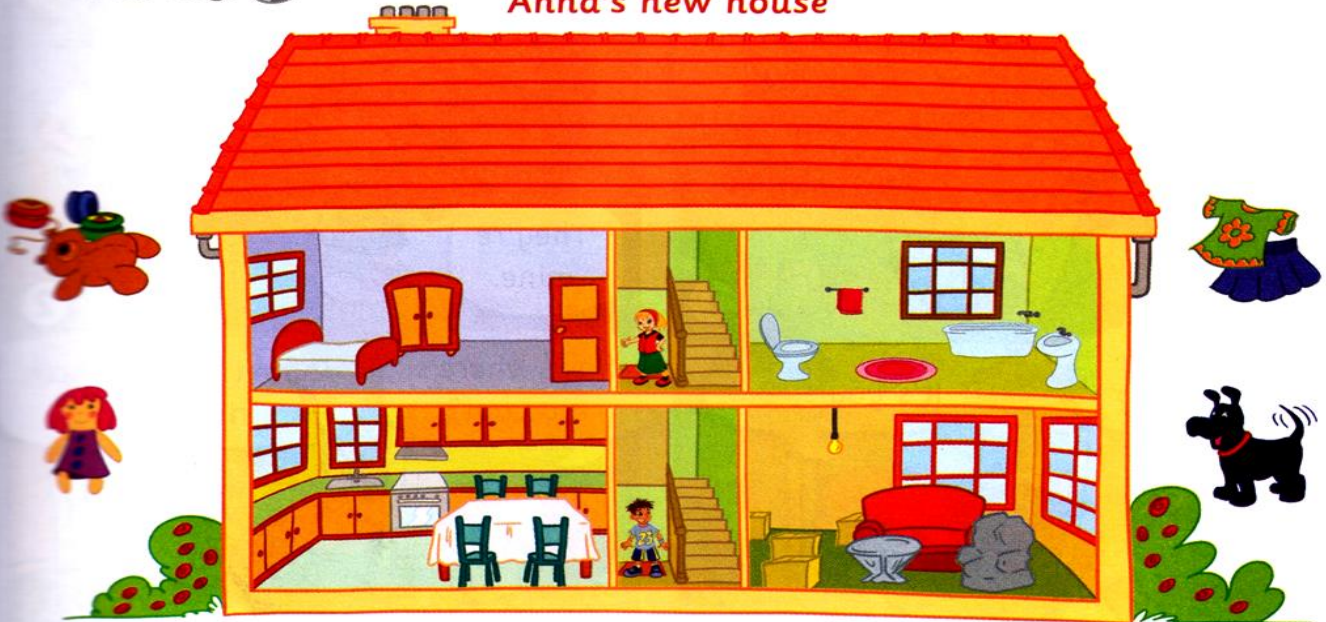
behind



in front of

- 1 Look and listen. Place the toys, the doll, the clothes, and Rex in the correct room. Then sing. 

Anna's new house



Come with me to my new house
My new house, my new house,
Come with me to my new house,
I'm upstairs and you're downstairs.

My doll is in the kitchen.
Rex is behind the door.
The toys are in front of the wardrobe.
My clothes are on the bedroom floor.

- 2 Look at activity 1 and play. 

Where's Rex?

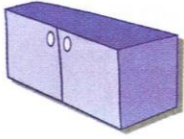


He's behind the door.

Where's the dog?
It's behind the door.
Where are the toys?
They're upstairs.
They're in front of the wardrobe.

5

Smart kids



cupboard



armchair



bookcase





fridge



hall

1 Listen and read.



Whose coat is this?
It's mine.
Whose trainers are these?
They're Tim's. They're his.

my - mine
your - yours
his - his
her - hers



2 Read activity 1 and correct the sentences.



1. These are Anna's trainers.
They aren't hers. They're Tony's. _____



2. These are Tony's socks.



3. This is Sue's coat.



4. This is Bill's shirt.

3 Listen and match. 



Kim



Julia

4 Ask and answer. 

Whose shirt is this?



It's Kim's.



5

Our world




garden



slippers



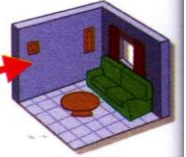
cushion



dining room



mat



wall

1 Listen and read. 



The traditional Japanese house




1

This is a traditional Japanese house with a garden.

People never wear shoes in Japanese houses. They wear slippers.




2




3

There are a lot of paper doors in a Japanese house. There is one big room with mats on the floor and a low table. People sit on cushions. This room is the living room and the dining room, too!



4

At night, this room becomes the bedroom. They put the table near the walls and make beds on the mats.



There is one big room.
There are a lot of paper doors.



2 Read activity 1 and answer the questions about the traditional Japanese house.

1. What do people wear inside?
a. shoes b. socks c. slippers
2. How many big rooms are there?
a. one b. two c. three
3. Where do people sit?
a. on cushions b. on chairs c. on beds
4. Where do people sleep?
a. on the table b. on the floor c. on mats

3 Listen and number (1-3). 



a



b



c

4 Listen and colour. 

In the living room there's a pink sofa.



5

Let's play



clock



mirror




radio



painting

1 Listen and read. Then play. Use the pictures on page 127. 



Where's the book?

It's in front of the bed.

1 Read about Sue's house. 

My house



I live in a big house. The kitchen, the living room and the bathroom are downstairs. There are three bedrooms upstairs. My favourite room is my bedroom. It has got pink walls. There are three flowers on the wall. There's a big window next to my bed. I love my bedroom!

Is your house big or small?

Name the rooms of your house.

What's your favourite room?

What is/are there in your favourite room?

Writing tip

Adjectives go before nouns.

I live in a **big** house.

It has got **pink** walls.

5 Story time

THE GHOST

1 Listen and read.


It's Saturday night. Emily, Kelly and Bob are at Kelly's house. Kelly's parents are upstairs watching TV and the children are in the living room. They're eating crisps and sweets.



Emily looks under the armchair.



Bob looks behind the bookcase.





The children are making sandwiches in the kitchen.

Where's the cheese?


It's in the fridge.



They hear a noise...

It's the ghost! It's in the living room!

Let's go!



The children run to the living room, but there is no ghost there. Kelly's parents are in the living room.

Look at this mess! There are crisps on the floor!

Sorry, Mum! Let's clean it up, guys!




VALUE Be responsible and always pick up your things after playtime.



Revision 5

1 Listen and draw a line. 



2 Read and write. mine yours his hers



1. This is for you.
It's _____.



2. These are Ann's books.
They're _____.



3. That's Tim's dog.
It's _____.



4. This is my doll.
It's _____.

Food, please! 6

Sing a song



onions



lettuce



chocolate



biscuits



sugar



flour

1 Listen and match. Then sing. 

I'm hungry

I'm hungry. I'm hungry.
What can we make?

There's some flour in the cupboard.


There's some chocolate
And some sugar.

Let's make some biscuits!
Let's make some biscuits now!

There's some lettuce on the table.

There are some tomatoes
And some onions.

Let's make some salad!
Let's make some salad now!



2 Look at activity 1. Point and say. 

There's some
milk in the
fridge.

There are some
carrots on the table.

There's some milk.



There are some eggs.



6

Smart kids



omelette



peas



pancake



pineapple



peppers



coconut

1 Listen and read.

Mmm...I love my omelette! There's some cheese in my omelette. Is there any cheese in your omelette, Greg?



No, there isn't.

1

There are some peppers in my omelette, too. Are there any peppers in your omelette, Greg?



No, there aren't.

2

There isn't any cheese and there aren't any peppers in my omelette. But there are some peas, onions and pineapple.



Yuck!

3

And for dessert, coconut pancakes!



Yummy!

4

Is there any cheese? < Yes, there is.
 No, there isn't.

Are there any peppers? < Yes, there are.
 No, there aren't.




2 What do the children have in their omelettes? Write A for Anna and G for Greg.



1



2



3



4



5

3 Listen and tick (✓).



1.  Yes
 No

2.  Yes
 No

3.  Yes
 No

4.  Yes
 No

5.  Yes
 No

6.  Yes
 No

4 Choose and tick (✓) what you want in your omelette. Then ask and answer.



- cheese
- tomatoes
- onions
- potatoes
- chicken
- peppers
- milk
-
-

Are there any peppers
 in your omelette?



Yes, there are.



6

Our world



yoghurt



jam



noodles



soup

1 Listen and read. 

STREET FOOD


Health



1


Cheeseburgers come from the US. They're meat with cheese in bread. They're very good.

Noodles come from China. You can have noodles with meat and vegetables. You can also have them in soup. They're yummy!



3

Souvlaki comes from Greece. It's meat with vegetables in pita bread. Sometimes there's yoghurt in it and chips, too.



2

Crepes come from France. They're like thin pancakes. French people eat crepes with cheese. There are also sweet crepes, with jam or chocolate.



4



cheeseburger




crepe


Souvlaki comes from Greece.
Noodles come from China.



2 Where does it come from? Read activity 1 and write.










3 Listen and circle.

1. What is in Peter's souvlaki?



2. What does Mary want for dinner?



3. What is Pierre eating?



4 Ask and answer.

Find a friend who...	
has pancakes for breakfast.	Alex
likes cheeseburgers.	
doesn't like yoghurt.	
has soup for dinner.	
wants a crepe for lunch.	

Do you have pancakes for breakfast?

Yes, I do.



6 Story time

The cooking competition

1 Listen and read. 

It's Wednesday afternoon and Ted and Fay are in class. Every month they have a cooking competition.

I'm making noodle soup, Miss Tulip.

Are there any vegetables in your noodle soup, Ted?

Yes, of course.



Fay isn't very good at cooking. She doesn't like it very much.

Fay, you've got some meat, some tomatoes, and a pineapple. What are you making?

Umm... It's a surprise.



This month Ted wins the cooking competition. Fay is sad. Her food is always bad.

Congratulations, Ted. Your noodle soup is delicious.

Thanks, Miss.



That evening at home Fay tells her dad about the competition.

Fay, let's cook together.

OK, Dad.



For one month, Fay and her dad cook and cook and cook.



Today is the cooking competition.

Fay, you've got some flour, some milk, some chocolate, and some eggs. What are you making?



Miss Tulip is tasting the food. Sally's chocolate cake is very good. And Ted's chocolate biscuits are great, too. And now it's Fay's turn.

Would you like some chocolate pancakes, Miss Tulip?

Yes, please. Mmm... This is delicious.

Great job, Fay. You're the winner.



VALUE Practice makes perfect.



Revision 6


1 Listen and tick (✓).



1. What's on Tom's pizza?



a



b

2. What's in Sandy's sandwich?



a



b

2 Match.

1. What would you like to eat?
2. What would you like to drink?
3. Would you like some dessert?
4. Is there any cheese in the fridge?
5. Are there any onions in your soup?

- a. No, there isn't.
- b. I'd like an omelette.
- c. Some water, please.
- d. Yes, there are.
- e. No, thanks.

3 Draw some food in the fridge. Then ask and answer.

Is there any milk in your fridge?



Yes, there is.



Out and about 7

Sing a song



turn right



turn left



go straight



cross the street



stop

1 Listen and write the phrases in red. Then sing. 

1

2



On the street

Look to the left, look to the right
Then look to the left again.

What do you see? What do you see on the street?
Do you see a car? No, no. Do you see a bike? No, no.
Do you see anything? No, no, no.

Then **cross the street**, go straight, **go straight**
Out and about and off to school
Turn right, turn left, but don't be late.
Turn right, **turn left**, but don't be late.

3

4

2 Play. 



Go straight. Stop.
Now turn right.



Turn left.
Turn right.
Go straight.

Smart kids



duck



horse



sheep




goat

1 Listen and read.


Greg and Anna are on Uncle Sam's farm. Uncle Sam is showing the animals to the children.

This is Daisy the duck and that is Henry the horse.




How many horses are there on the farm, Uncle Sam?

Just one. But I have got 10 ducks and 15 cows.




Do ducks eat tomatoes?

Of course. They love them!




What other animals are there on the farm?

Goats and sheep. I have got 20 goats and 45 sheep.




I make cheese with the milk. It's delicious!

Look, Greg, a mouse. Where is it going?



Uncle Sam, the mice love your cheese!

Shoo! Shoo! Go away!





mouse



cow



wolf

duck - ducks

goat - goats

cow - cows

horse - horses

chicken - chickens

tomato - tomatoes

wolf - wolves

mouse - mice

sheep - sheep

child - children



2 Read activity 1 and complete.

1. Greg and Anna are on Uncle Sam's _____.
2. Uncle Sam has got just one _____.
3. Uncle Sam's ducks like _____.
4. Uncle Sam has got 15 _____, 20 _____, and 45 _____.
5. The _____ love Uncle Sam's cheese.

3 Listen and number (1-5). 

wolves a cows b sheep c ducks d horses e

4 Draw your own farm. Then ask and answer. 

What animals are there on your farm?

There are five sheep, six chickens and one cow.



7

Our world



throw rubbish in the rubbish bin



mobile phone




be quiet



library

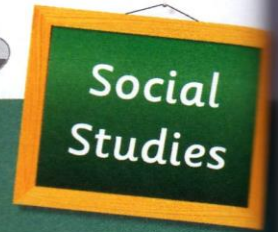


museum



swimming pool

1 Listen and read. Then match the rules (1-4) to the places (a-d).



RULES, RULES, RULES!


Do you follow rules? There are rules wherever we go. At home, in class and the places we visit. Here are some rules for different places.

Have a shower before swimming.
Don't run.

3

Don't talk.
Turn off your mobile phones.
Throw rubbish in the rubbish bin.

1




Don't touch the paintings.
Don't take photos.

4



Read quietly.
Don't eat or drink.

2





Be quiet.



Don't take photos.

don't = do not



2 Listen and number (1-5). 



Shh...



a

b

c

d

e

3 Look at activity 2 and write. Use don't where necessary.


eat turn off take photos throw be quiet

- a. _____ in class.
- b. _____ rubbish in the rubbish bin.
- c. _____ in the hospital.
- d. _____ your mobile phones in the cinema.
- e. _____ in the museum.

4 Make your own class rules with your partner. Then report to the class. 

Class rules

Don't run in the classroom.



7

Let's play



It's a quarter to three. It's a quarter past eleven.

1 Listen and read. Then play. Use the pictures on page 131. 

What's the time?

It's a quarter past four.

Where are you?

I'm at the cinema.



Project

1 Make street signs.



Cut a sheet of card into a rectangle. Then take a sheet of black card and cut out an arrow indicating a right/left turn. Glue the arrow onto the rectangle.



Cut out a traffic light from a sheet of black card. Glue it onto a white background. Colour in the green light.



Cut a sheet of red card into an octagon. Edge it with white paper. Cut out the letters S-T-O-P from white paper and glue them to the octagon.



Tape a ruler to the back of your sign.

2 Look and say.



Cross the street.


7 Story time

1 Listen and read. 

The secret tunnel

Samantha, Vanessa and Kevin are at Kevin's grandmother's house. They are in the attic.





The tunnel is very dark.

I don't like it here. Let's go back.

Come on, Vanessa. We're almost there. Now, turn right.



4

Vanessa sees something on the floor of the tunnel.

Ah! Mice! I hate mice!

Be quiet.



5

When they open the tunnel door, the children see... Grandma's garden!

Do you know about the tunnel?

Grandma?

Welcome back, children. It's a big tunnel, right?

Of course I do. Sit down and have some biscuits. Let me tell you about the tunnel...




6


VALUE Stay together, play together, win together.





Revision 7


1 Look and write.


1 


2 


3 


4 


5 

6 

7 

8 

9 



2 Look, read and write.

don't turn have be throw photos



1. _____ rubbish in the rubbish bin.



2. Don't take _____.



3. _____ off your mobile phones.



4. _____ eat or drink.



5. _____ quiet.



6. _____ a shower before swimming.

Where were you yesterday? 8

Sing a song



at home



shopping centre



theatre



in the afternoon



in the evening

1 Listen and write the phrases in red. Then sing.



1


Where were you?

Where were you yesterday?
We were out, we were out
We were out, out all day.

Where were you **in the morning**?
I was at the shopping centre,
at the shopping centre
I was at the shopping centre
yesterday morning.

Where were you **in the afternoon**?
I was at the theatre, at the theatre
I was at the theatre with June.

Where were you **in the evening**?
We were at home, we were at home
We were at home yesterday evening.



2



3

2 Ask and answer.

Where were you yesterday evening?



Where were you yesterday?

I was at the shopping centre.

Where was

he
she

 yesterday?

He

was at the shopping centre.

Where were they yesterday?

They were at the shopping centre.

I was at home.

- at school
- at the park
- at the zoo

- at the bookshop
- at the restaurant
- at the toy shop

Smart kids



scary



funny



boring



delicious



popcorn


1 Listen and read. 

Last night Greg, Anna and Emma were at the cinema with Anna's dad.




After the film at Anna's house...

Hello. Were you at the shopping centre?



Was the film good?

Yes, it was really funny.




Mmm... That was delicious!

Anna? The film was delicious?

Umm...No, the popcorn was.

Anna was hungry!!



Was the film good?

- < Yes, it was.
- < No, it wasn't.

Were you at the shopping centre?

- < Yes, we were.
- < No, we weren't.

wasn't = was not
weren't = were not



2 Look at activity 1 and write.

The popcorn was _____.



1.

The film was _____.



3.

The film was _____.



2.

The film was _____.



4.

3 Listen and tick (✓).



1.

a

b



2.

a

b



3.

a

b



4.

a

b

4 Look at activity 3. Ask and answer.



Was the film funny?



Yes, it was.





noisy



carriage

1 Listen and read. 


Social
Studies

A CITY FROM THE PAST



This is a picture of New York City in the year 1900. It was very different then. There weren't any shopping centres or cinemas, but there were shops and theatres.

There weren't many cars back then, but there were lots of horses and carriages. The streets of New York City weren't quiet. They were noisy and full of people, just like today.



There was a theatre.
There wasn't a bus.

There were carriages.
There weren't many cars.




2 What was there in New York City in the year 1900? Read activity 1 and tick (✓).



a



b



c



d



e



f



g


3 Look at activity 2 and write about New York City in the year 1900.

Use **were** **weren't**

1. There _____ any shopping centres.
2. There _____ shops.
3. There _____ any cinemas.
4. There _____ any buses.
5. There _____ many carriages.
6. There _____ theatres.

4 How was life in your town in the year 1900? Ask and write ✓ or ✗. Then say. 

There were cars, but there weren't any shopping centres.



shopping centres	cars	buses	horses and carriages	quiet streets	noisy streets
<input type="checkbox"/>	<input type="checkbox"/>	<input type="checkbox"/>	<input type="checkbox"/>	<input type="checkbox"/>	<input type="checkbox"/>

Let's play



1 Listen and read. Then play.

Yesterday



Dora

in the morning



boring



Kevin and Sandra

in the afternoon



interesting



noisy



Tim



quiet



funny



Brad and Cindy

in the evening



scary

Where was Dora yesterday afternoon?

In the afternoon she was at the shopping centre.

How was it?

It was noisy.






Project

1 Read Kelly's diary. 

My Diary



On Saturday morning, I was at the shopping centre with my mother.

It was very noisy.

On Saturday afternoon, I was at the park. It was fun!

On Sunday morning, I was at the zoo with my father.

There were wolves and lions. The lions were so scary.

On Sunday evening, I was at a restaurant. It was boring, but the vegetable soup was really delicious!

Where were you on Saturday / Sunday / morning / afternoon / evening?

Who were you with?

What was there?

How was it?

Writing tip

Intensifiers: very, really, so
Intensifiers are used to emphasise another adjective or adverb.

It was **very** noisy.

The lions were **so** scary.

The vegetable soup was **really** delicious.

8



Story time

1 Listen and read.



Where were you on Saturday?

Today is Monday morning. The children are at school. They are talking about the weekend.



Where were you on Saturday afternoon, Ben?



Well, I wasn't at the circus and I wasn't at a fast food restaurant or the cinema. I was at the playground and later at the hospital.



VALUE Share your experiences with friends.



Revision 8

1 Listen and match.



1.

Jill



2.

Bill



3.

Kate



2 Answer about yourself. Then ask and answer with a friend.

1. Where were you yesterday afternoon? _____.

2. Was your teacher at home yesterday morning? _____.

3. Were your friends at school yesterday? _____.

4. Were you at the park yesterday evening? _____.

5. Was it Monday yesterday? _____.

On holiday 9

Sing a song



island



sea



sun



boat



pack

1 Listen and number (1-4). Then sing.

The holiday


a



There we were, there we were,
We were on the island again
On holiday.

We packed our bags
And jumped on a plane
In just two hours
We were there again.

c



We walked on the beach
And played in the sun
We sailed a boat
It was a lot of fun!

b



d



2 Draw and say.

On my holiday I
played on the beach.



We packed our bags.

play on the beach
play with friends
listen to music
watch TV
climb a tree

Smart kids



forest



pick flowers



river



make a fire



catch fish

1 Listen and read. 

Hi, Anna. What did you do at the weekend?


Greg and I went to the forest. We had a lot of fun. Greg's dad took pictures. Look!

I swam in the river. Greg caught a big fish.


Greg's dad made a fire and he cooked the fish. We ate the fish for lunch. It was delicious!

Then Greg and I picked flowers. They were beautiful. But then we saw a lot of bees and...


Oh! Poor Greg!



3



4



5

What did you do at the weekend? I went to the forest.



go → went catch → caught
 have → had make → made
 take → took eat → ate
 swim → swam see → saw





2 Read activity 1 and write. Anna Greg Greg's dad

- _____ took pictures.
- _____ swam in the river.
- _____ caught a big fish.
- _____ cooked the fish.
- _____ and _____ picked flowers.

3 Listen and tick (✓). What did the children do? 

1.  

a b

2.  

a b

3.  

a b

4 Ask and answer. 

Me	My friend



Our world



open



closed



find



buy postcards



look at the stars

1 Listen and read. 

Language Arts

Dear diary,

Today was a great day. In the morning, I went to the beach. I found a pretty shell. It was sunny and hot, but I didn't swim. There was a shark in the water! I didn't see it, but the lifeguard did!

In the afternoon, my mother took me to the museum, but it was closed, so we didn't go in. We went to the shopping centre and bought postcards.

At night, my mother and I walked on the beach and looked at the stars. They were beautiful!



I		didn't swim.	didn't = did not
He			
They			




2 What did Katie do today? Read activity 1 and tick (✓).



1




2



3



4



5



6



7



8


3 Look at activity 1 and say what Katie did / didn't do.

Katie didn't swim. She found a pretty shell.



Let's play


Did	you	swim?	Yes, No,	I	did. didn't.
	he			he	
	she			she	
	they			they	

1 Listen and read. Then play. Use the pictures on page 133. 






Project

1 Read about Tim's summer holiday. 

My summer holiday

In July I went to Mexico. It was hot and sunny. I was on the beach all day. I swam in the sea and sailed a boat. I took a lot of pictures. I didn't buy any postcards, but I bought a big hat. It was great!



When did you go?
Where did you go?
Who did you go with?
What did you do?
Did you like it?

Writing tip

We use *and* to talk about the same ideas.
We use *but* to talk about different ideas.

It was hot **and** sunny.

I didn't buy any postcards,

but I bought a big hat.

9 Story time

The cub

1 Listen and read. 

In December, Norman and Lisa went on a winter holiday with their parents. It was very cold and Norman was hungry all the time.




One day, Norman and Lisa found a cave in the mountains. It was very big.



But it wasn't a monster. In the cave there was a small cub.







The children went to the vet.




Norman and Lisa listened to the vet. The cub was quiet.



The children took the cub back to the cave.



The mother bear came, picked up the cub and took it into the cave. The children were very happy.



VALUE Respect and protect wild animals.








Revision 9

1 Read, look and write.

stars forest river fish flowers

What did you do at the weekend?



I went to the (1) forest  with my family. I swam in the (2) river . My sister didn't swim in the river. She caught a (3) fish . My mother picked (4) flowers . At night we looked at the (5) stars .

2 Listen and write T for True and F for False.

- 1. a. Fay went to the Blue Mountains.
- b. Fay went to Rocky Island.
- 2. a. Fay went to Pinewood Forest.
- b. Fay swam in the river.
- 3. a. Fay found a big shell.
- b. Fay's father caught a fish.

3 Write the past tense of the verbs.

- 1. catch c a u g h t
- 2. pack
- 3. take
- 4. see
- 5. swim
- 6. sail
- 7. be
- 8. eat

4 What did you do on your last holiday? Look and check (✓). Then ask and answer.

Did you walk on the beach?



No, I didn't.

	You	Friend 1	Friend 2
walk on the beach			
sail a boat			
swim			
take photos			
eat fish			

The world around us 10



cheetah



rat



strong



fast

Sing a song

1 Listen and match. Then sing. 

a.



The world has got many animals

The world has got many animals,
Big, small, thin and tall.


b.



The world has got many animals.
Do you know them all?


Lions are strong, but tigers are stronger.
Horses are fast, but cheetahs are faster.

c.




Giraffes are taller than zebras
And mice are smaller than rats.
Hippos are shorter than elephants
And crocodiles are bigger than cats.

d.



f.

e.



2 Draw and say. 



Giraffes are taller
than zebras.


Lions are stronger **than** mice.
Cheetahs are faster **than** cats.
Elephants are bigger **than** tigers.

big – bigger
thin – thinner
fat – fatter


Smart kids



angry



whale



dolphin

1 Listen and read.


Anna, can you help me with my project? You're better than me in Science.




1




2



3



4



5



6

This is a blue whale. Blue whales are bigger than elephants.

This whale is prettier.

That's an orca. It's not only a whale. It's a dolphin, too.

This dolphin is scary.

That's a blue shark, Greg. Sharks are scarier than dolphins.

Good job, Greg.

Thank you, Miss Hoover.

And thank you, Anna.



shark



Science

good - **better**
 ugly - **uglier**
 pretty - **prettier**
 angry - **angrier**



2 Read activity 1 and choose T for True and F for False.

- | | | |
|--|---|---|
| 1. Anna has a Science project for school. | T | F |
| 2. The project is about sea animals. | T | F |
| 3. Elephants are smaller than blue whales. | T | F |
| 4. The shark is scary. | T | F |
| 5. Greg's teacher likes his project. | T | F |

3 Listen and tick (✓).



1. Who's Ben?



a

b

2. Who's Steve?



a



b

3. Who's Rory?



a



b

4 Look at your classmates and describe. Use the adjectives in the box.



tall happy short thin long big small strong

Lucy is taller
 than Sue.
 Sue is happier
 than Lucy.






planet



around



close

far

1 Listen and read. 



Science

The Solar System

There are eight planets in our solar system: Mercury, Venus, Earth, Mars, Jupiter, Saturn, Uranus and Neptune.

The sun is at the centre of our solar system. It is a star and all the planets go around it.

Earth is the planet people live on.

Mercury is the planet closest to the sun. It's also the smallest planet. Mercury is very hot, but the hottest planet is Venus.

Saturn, Uranus and Neptune are the coldest planets. Neptune is also the farthest planet from the Sun. Saturn, Uranus and Neptune are very big, but Jupiter is the biggest planet of all.

Venus is **the hottest** planet.

hot – **hotter** – **the hottest**
far – **farther** – **the farthest**
good – **better** – **the best**



2 Read activity 1 and answer.

1. How many planets are there in our solar system?


2. Is the sun a planet?

3. Which is the smallest planet?

4. Is Venus hotter than Mercury?

5. Which are the coldest planets?

6. Which is the biggest planet?



3 Ask and answer. 

Which is the smallest planet?

It's Mercury.

That's right.



Let's play

1 Play.




young




old



1



2



3




6




5




4



7



8



9



10




Project

1 Make a solar system mobile.



Draw a circle on a piece of coloured card. Then cut it out.



Draw the planets on pieces of coloured card.



Cut the planets out.



Attach the planets to the coloured card circle with string.

2 Show and tell.

There are eight planets in our solar system. Jupiter is the biggest planet.






Project


1 Make a solar system mobile.



Draw a circle on a piece of coloured card. Then cut it out.



Draw the planets on pieces of coloured card.



Cut the planets out.



Attach the planets to the coloured card circle with string.

2 Show and tell.

There are eight planets in our solar system. Jupiter is the biggest planet.



10 Story time

1 Listen and read.



Go, Papigo, Go!




Once upon a time there was a beautiful princess, Princess Emma. Papigo was a poor farmer. He loved Princess Emma, but she didn't know him.




On Princess Emma's birthday, her father, the King, had a big party. Many men came and wished Princess Emma a happy birthday. There were strong men....







And there were funny men, too. Papigo was very sad. He wasn't strong or funny. But then....



The Princess's horse was scared. It ran away fast. Papigo ran after it. He wanted to save Princess Emma.



Papigo caught the horse. The King was very happy. Papigo was very happy, too.



VALUE Believe in yourself.



Revision 10

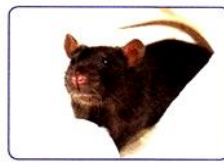
1 Listen and number (1-4).



a



b



c



d

2 Look and write the comparative or superlative form.




1. Claire is _____ (old) than Beth.

2. Laura is _____ (young) than Tara, James and Ryan. She's the _____ (young).



3. Pete is the _____ (fast).

4. Lisa and Sam are _____ (strong) than Dave and Stan.




5. Layla is _____ (tall) than Cindy.

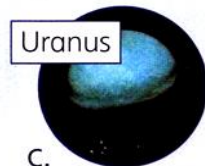
3 Read, look and write the letters (a-f).




a.




b.



c.



d.



e.



f.

1 It's the biggest planet.

3 It's the hottest planet.


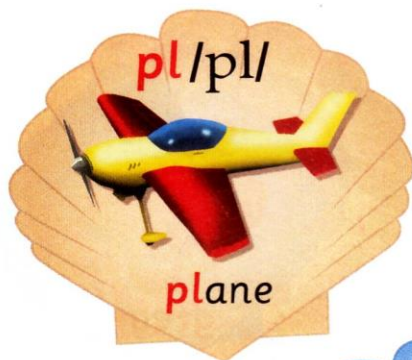
2 It's the farthest planet from the sun.

4 It's the smallest planet.

5 They're the coldest planets.

Phonics 1

1 Listen and say. 



2 Listen and chant. Then circle the l blends. 

Toys

I've got a doll.
Her hair is blonde.
She claps her hands.
Look! There she stands!

I've got a toy plane.
It's blue and black.
It can fly high.
Look at it, Jack!




2

Phonics

1 Listen and say. 



2 Listen and chant. Then circle the r blends. 



In the morning

Get dressed.
Brush your teeth.
Eat your breakfast.
Hurry, Keith!
Have some bread.
Eat some fruit.
Drink your milk.
It's good for you.

Phonics

1 Listen and say. 

sm /sm/



smile

sn /sn/



snake

sp /spl/



spider

st /st/



stop

sc /sk/



scarf

sl /sl/



sleep

sk /sk/



skate

squ /skw/



squirrel

sw /sw/



swim

2 Listen and chant. Then circle the s blends. 

The spider and the snake

A small, small spider
Is climbing up a tree.

A big, big snake
Is sleeping on the tree.

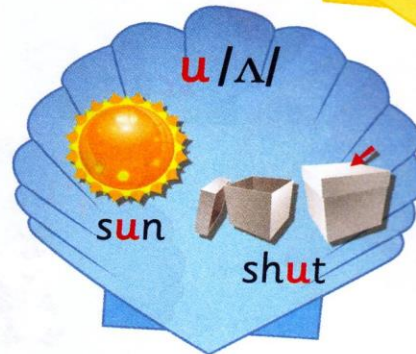
A squirrel shouts:
Stop, small spider!

The snake is awake.

That's OK – I know him.
His name is Smiling Jake.

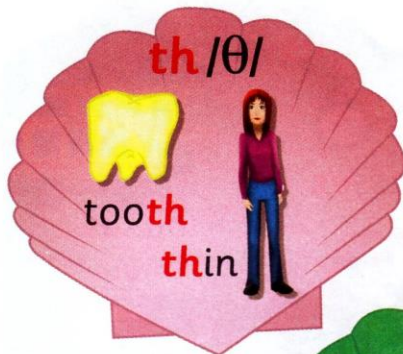

4

Phonics

1 Listen and say. 2 Listen and chant. Then circle the short vowels. 

A green fish and two fat cats



A green fish
With green fins.
Two fat cats.
In the sun.
They are hot.
They are hot.
And they're wearing
Four long socks!

1 Listen and say. 2 Listen and say. Then mark the /θ/ sounds in yellow and the /ð/ sounds in blue. Listen again and circle the /ʃ/ and /tʃ/ sounds. 

My family



This is my mother, my
father,
My sister and my brother.
This is our house,
It's got thirteen rooms.
A kitchen, three
bathrooms
And three living rooms.

We like going to the
beach.
We really like it there.
We never catch any fish.
We just sit on a chair.
We like to watch the
ships go by
And look for pretty shells.



6

Phonics

1 Listen and say. 2 Listen and say. Then underline the /s/ sounds, circle the /z/ sounds and highlight the /ɪz/ sounds. 

Look at the food in the dishes

Look at the food in the dishes!
Noodles with carrots and peppers,
Pancakes with jam and eggs with beans.

Look at the food in the dishes!
Biscuits with sugar and coconut,
Pasta with vegetables, burgers with cheese.
I like them all, but I don't like peas.

Tomatoes and cherries,
fish and chips and strawberries.
Look at the food in the dishes!



Phonics

1 Listen and say. 



2 Listen and say. Then circle the long vowels in the words. 




Mr Price

This is my teacher, Mr Price.
He's eating cake with dates and
rice.

At home he's got a little cat.
It's white and cute,
It's in his room.


This is my teacher, Mr Price.
He's got a rose, it smells so nice!

Phonics

1 Listen and say. 2 Listen and chant. Then underline the ck, nk and ng sounds. 

Chuck the duck

On a farm there was a duck.
 His neck was long.
 His wings were black.
 His name was Chuck.
 He was a king.
 And from the sink
 He liked to drink.



Phonics

1 Listen and say. 

ph /f/



phone

dolphin



wh /w/



wheel

whale



gh /f/



laugh



cough

2 Listen and say. Then circle the /f/ and /w/ sounds. 

Wendy and Lynn

My name's Wendy.
I'm a white whale.
I laugh all day.
I swim and I play.

This is a photo
Of my friend Lynn.
She's a blue dolphin.
She's got a blue fin.





help



give




find



food



place




water

1 Listen and read.

You can help!

Do you want to help animals?

People in 'Friends of Animals' help animals find food and water. They sometimes find a place for them to sleep, too! Animals are our friends and we can help them be happy.



Do you want to help children and be a Big Brother or a Big Sister to them?

People in 'Big Brothers Big Sisters' help children. You can go to the cinema and to playgrounds with your 'brother' or 'sister'! You can play in parks and you can help them do their homework, too! It is great fun to be a Big Brother or a Big Sister.



2 Read activity 1 and write **F** for Friends of Animals or **B** for Big Brothers Big Sisters.


1. We can play in parks.
2. We can go to the cinema.
3. We can help animals.
4. We can give water to animals.
5. We can go to playgrounds.



in the morning



in the afternoon



in the evening



at night

1 Listen and read.

Tick Tock around the world

It's Monday today in Vancouver. It's four o'clock in the morning. But in London it's twelve noon. What's the time in other places? What's the weather like?

1 **Vancouver, CANADA**



It's four in the morning.
It's snowing.

3 **London, ENGLAND**



It's twelve noon.
It's raining.

5 **Tokyo, JAPAN**



It's eight in the evening.
It's cloudy.

2 **Mexico City, MEXICO**



It's six in the morning.
It's windy.

4 **Cairo, EGYPT**



It's two in the afternoon.
It's sunny and hot.

6 **Sydney, AUSTRALIA**



It's nine at night.
It's cold.

2 Look at activity 1. Ask and answer.



What's the time in Vancouver?

What's the weather like?



It's four in the morning.

It's snowing.



pot



add





cut

1 Listen and read. 



Strange Recipes




Rainbow risotto

Rainbow risotto comes from Italy. There are vegetables and some chicken in it. Follow the recipe:

- 1** Cut the chicken into pieces.
- 2** Cut some vegetables (carrots, tomatoes, peas, onions) into pieces.
- 3** Put the vegetables in a pot and cook them for 5 minutes.
- 4** Add some rice and mix it with the vegetables.
- 5** Add some water. Then, add the chicken and cook for 15 minutes.

Your rainbow risotto is ready!

- 2** Now think of a strange recipe and draw a strange dish.





bicycle



wheel



travel

1 Listen and read.

Means of transport

CARS



In the past

There weren't any cars in the past. There were carriages with horses. They were very slow!



Now

Cars are everywhere! There are big cars and small cars. They are very fast. People can travel everywhere.

BICYCLES



In the past

Bicycles weren't very fast in the past. There were bicycles with one big wheel and one small wheel.




Now

Today bicycles haven't got one big wheel and one small wheel. They have got two big wheels. Some bicycles are very fast.

2 Read and circle.

1. Cars are / aren't fast now.
2. Bicycles **were** / weren't fast in the past.
3. There **were** / weren't bicycles with one big and one small wheel in the past.
4. There **were** / weren't carriages with horses in the past.




live
use

1 Listen and read. 

ARABIAN CAMEL

This camel lives in the Middle East and Africa. The Arabian camel is taller than the Bactrian camel. It has got one hump. It eats leaves and grass. In the past, people used camels to travel and carry things.




BACTRIAN CAMEL

The Bactrian camel lives in Asia. It is bigger than the Arabian camel. Its hair is longer and it has got two humps. It's really beautiful! It eats grass, but it can eat meat, too! People drink its milk and use its hair for clothes.

2 Read and circle.

1. The Bactrian camel is **taller** / shorter than the Arabian camel.
2. The Bactrian camel has got **longer** / **shorter** hair than the Arabian camel.
3. The Arabian camel is **smaller** / **bigger** than the Bactrian camel.
4. The Arabian camel has got **one** / **two** hump(s).



live
use

1 Listen and read. 

ARABIAN CAMEL

This camel lives in the Middle East and Africa. The Arabian camel is taller than the Bactrian camel. It has got one hump. It eats leaves and grass. In the past, people used camels to travel and carry things.



BACTRIAN CAMEL

The Bactrian camel lives in Asia. It is bigger than the Arabian camel. Its hair is longer and it has got two humps. It's really beautiful! It eats grass, but it can eat meat, too! People drink its milk and use its hair for clothes.

2 Read and circle.

1. The Bactrian camel is **taller** / shorter than the Arabian camel.
2. The Bactrian camel has got **longer** / **shorter** hair than the Arabian camel.
3. The Arabian camel is **smaller** / **bigger** than the Bactrian camel.
4. The Arabian camel has got **one** / **two** hump(s).

Picture Dictionary

Appearance



blonde hair



straight hair



curly hair



pretty



ugly

Actions



dive



do karate



paint



fly a
helicopter



grow fruit and
vegetables



take
photos



pack



put out fires



save people



fix teeth



catch fish



make a fire



look at the stars

Everyday activities



do my homework



brush my teeth



have a shower



get dressed



comb my hair



walk



take the bus



drive



take the train

Jobs



pilot



farmer



photographer



firefighter



lifeguard



dentist

Sports



go sailing



go windsurfing



go skiing



play baseball



play volleyball



hit the ball



do gymnastics



throw the ball



play tennis



play table tennis



skateboard



exercising

Housework



make a cake



clean



do the washing-up



water the plants



make the bed

Weather



It's snowing.



warm



cool



windy

Home

upstairs



downstairs



door




floor



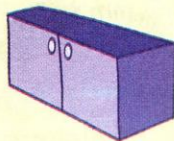
cushion



armchair



bookcase



cupboard



fridge



hall



dining room

Food and drinks



onions



lettuce



chocolate




biscuits



sugar



flour



omelette



peas



pancake



pineapple



peppers



coconut



yoghurt



jam



cheeseburger



soup



crepe



noodles



pizza



water



lemonade



watermelon



dessert



popcorn

Directions



turn right



turn left



go straight



cross the street



stop

Adjectives



funny



scary



interesting



boring



delicious



noisy

Animals



duck



horse



sheep



goat



mouse




cow



wolf



whale



dolphin



shark

Places



library



museum




theatre



shopping centre



circus



swimming pool



at home



amusement park

The world around us



forest



flower



sun



river



island



sea



planet

Seasons



autumn



winter



spring



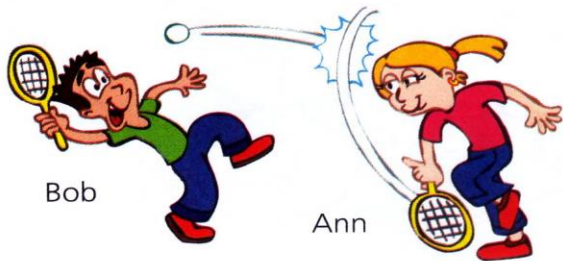





summer

**Photocopiable
material**

Pictures 3


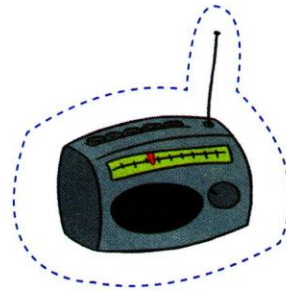


Let's play






Pictures 5

Let's play








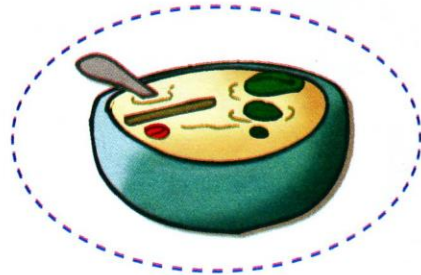
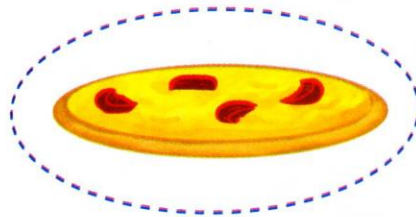
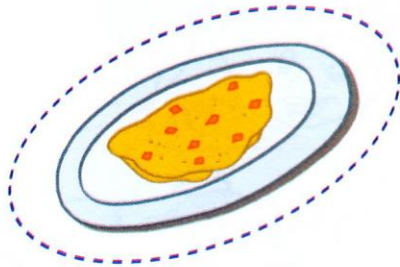


Pictures 6





Let's play

Drinks

Desserts





Main dishes






Pictures 7


Let's play





Pictures 9

Let's play



Betty


- packed her bags
- jumped on a plane
- watched TV



Sam

Patty


- went to the forest
- caught some fish
- took photos



Jenny


Bill

- went to the museum
- took photos
- ate burgers



Jim

- went to the beach
- swam
- ate fish



Sue

Pam

- went to the museum
- took photos
- bought postcards



Emma


Bart

- went to the forest
- picked flowers
- took photos






Tim

- went to the beach
- went windsurfing
- ate fish




Laura


- had dinner
- watched TV
- looked at the stars



get smart plus



Student's Book *



Workbook



Student's CD-ROM



Online multimedia resources for students



Teacher's Book



Class CDs



Interactive Whiteboard Material & Videos



Teacher's Resource CD/CD-ROM

CEFR	Leading to A1	A1		A2		
YLE	Starters	Movers		Flyers		
Get Smart Plus	1	2	3	4	5	6



RM 35.00

ISBN: 978-983-805-039-5

9 789838 050395

BT023001