

STUDENT'S BOOK



KEMENTERIAN
PENDIDIKAN
MALAYSIA

get smart





plus

4



Contents

Communication Objectives	Structures	Vocabulary	Cross-curricular Connections	21st Century Competencies / Values
Module 1 • Where are you from? p. 5				
<ul style="list-style-type: none">- to talk about countries and nationalities- to talk about daily routines- to talk about leisure activities	Where are you from? I'm from Mexico. I'm Mexican. I always skate before dinner. You usually play baseball after school. He sometimes plays chess. They never play volleyball. What is he doing? He's reading.	Countries-Nationalities Leisure activities Places Phonics: /s/ paints, claps /z/ reads, swims /ɪz/ teaches, washes	Music (song) Social Studies (countries and nationalities, lifestyles) English (fiction, writing an e-mail to a new pen pal)	 <ul style="list-style-type: none">• Respect other cultures.• Embrace new friends.• Engage in hobbies for a healthy mind and body.
Module 2 • My week p. 15				
<ul style="list-style-type: none">- to talk about school subjects- to talk about weekly schedules- to talk about housework	What's your favourite subject? How often do you have PE? Once/twice/three times a week. Every day. What do you/they have to do at home? They/I have to / don't have to rake leaves. What does he/she have to do? He/She has to / doesn't have to go shopping.	School subjects Housework Phonics: /eə/ where, there /eə/ hair, chair /eə/ pear, bear	Music (song) Social Studies (responsibilities) Maths (bar chart) English (fiction)	 <ul style="list-style-type: none">• Enjoy learning.• Be responsible.• Help out with the housework.• Believe in your dream to make it come true.
Let's Read 1: The Emperor's Nightingale p. 24		Value: Appreciate the beauty of nature.		
Module 3 • In the past p. 27				
<ul style="list-style-type: none">- to talk about past events- to ask information using questions about the past- to distinguish between present and past events	The Egyptians washed the body first to make a mummy. Did (you) wake up at 10:00? Yes, (I) did. / No, (I) didn't. How old was he? He was 18. How did he die? A mosquito bit him. What was his name? His name was Tutankhamun.	Egypt Parts of the body Actions Words related to animals Insects Appearance Phonics: /t/ watched, walked /d/ smelled, listened /ɪd/ invented, painted	Social Studies (Ancient Egypt) English (fiction, writing about a trip)	 <ul style="list-style-type: none">• Appreciate the history of other civilisations.• Don't believe everything others tell you.• Be inquisitive.
Module 4 • Celebrations p. 37				
<ul style="list-style-type: none">- to learn the ordinal numbers- to ask and answer about dates- to talk about future plans- to talk about celebrations- to talk about things which are about to happen	What's the date today? It's 3 November. When's your birthday? It's on 13 September. What are you going to dress up as? He's going to dress up as a soldier. She's going to go to the parade. We're going to have a party. I'm not going to bed early. He/She isn't going to watch TV. They aren't going to decorate the house. Is he/she going to watch TV? Yes, he/she is. / No, he/she isn't. Are you/they going to swim? Yes, we/they are. / No, we/they aren't.	Ordinal numbers (1st - 31st) Celebrations Food Actions Phonics: /ɔɪ/ coin, boil /ɔɪ/ toys, boy	Music (song) Social Studies (celebrations) English (fiction, writing a diary page)	 <ul style="list-style-type: none">• Enjoy special days.• Honour your national history.• Appreciate the traditions and history of other cultures.• Always do the right thing.
Let's Read 2: The Wishing Fish p. 46		Value: Be careful what you wish for.		
Module 5 • Eating right p. 49				
<ul style="list-style-type: none">- to talk about food and food containers- to learn some tableware	What do you want to eat? I want (an apple). What do we need? We need some (eggs). There are some (biscuits). Have you got any cereal? There isn't any (juice). How many (meals do you eat every day)? How much (water do you drink every day)?	Food and food containers Time Tableware Entertainment Phonics: /aʊ/ town, brown /aʊ/ mouse, house	Music (song) Health (eating right, keeping a health log) English (writing a health log)	 <ul style="list-style-type: none">• Be aware of what's in your food.• Be thankful for what you have.• Be aware of healthy habits.• Learn about important festivals in your country.

Communication Objectives	Structures	Vocabulary	Cross-curricular Connections	21st Century Competencies / Values
Module 6 • Getting around p. 59				
<ul style="list-style-type: none">- to talk about street safety- to tell the time- to talk about different means of transport- to talk about prices and schedules	Fasten your seat belt. How are we going to get there? By bus/car/bike/train/plane. On foot. How long does it take? Twenty minutes. What time does the bus leave/arrive? It leaves/arrives at 10:10. Riding in tuk-tuks is fun! How much is it/are they? It's/They're two ringgit and fifty sen.	Street safety Verbs Travel Money Time Adjectives Phonics: /əʊ/ slow, pillow /aʊ/ cow, down	Music (song) Maths (time) Social Studies (means of transport) Art (making a favourite means of transport) English (fiction)	 <ul style="list-style-type: none">• Always follow street safety rules.• Appreciate the benefits of school trips.• Understand different cultures.
Let's Read 3: Mowgli p. 68		Value: Choose your friends carefully.		
Module 7 • Helping out p. 71				
<ul style="list-style-type: none">- to talk about helping others- to talk about possession- to talk about recycling	Help (me) take out the rubbish. Whose (jacket) is this? It's (my jacket). It's (mine). Whose (sleeping bags) are these? They're (our sleeping bags). They're (ours). There is someone at the door. There is something on the table. Everyone can recycle. We can't recycle everything. There's no one in the house. There is nothing on the table. There isn't anyone on the bus. There isn't anything in the fridge.	Verbs Camping Food Animals Recycling Food containers Phonics: /eɪ/ play, rain /aɪ/ rice, pie	Music (song) Science (recycling) Art (making something new from something old) English (fiction)	 <ul style="list-style-type: none">• Helping others is good for the whole community.• Always help your friends.• Help protect the environment.• Be helpful to others.
Module 8 • Amazing animals p. 81				
<ul style="list-style-type: none">- to identify and compare animals- to describe animals- to talk about likes and dislikes and justify them	Elephants are bigger than rhinos. Utahraptor was more dangerous than T. rex. Its head was as big as a small car. Why do you like giraffes? Because they're tall and pretty.	Words related to animals Adjectives Phonics: silent gh night, straight silent k knee, knife	Science (dinosaurs) English (fiction, writing about one's favourite animal)	 <ul style="list-style-type: none">• Know about the animal kingdom.• Investigate the world around you.• Learn about creatures of the past.
Let's Read 4: The King of the Crocodiles p. 90		Value: Keep your promises.		
Module 9 • Get active! p. 93				
<ul style="list-style-type: none">- to talk about sports and sports equipment- to talk about likes and dislikes- to compare people and sports	I (like basketball) because it's (fun). This is the easiest race of all. She is the best high jumper in the school. Table tennis is one of the most popular sports in my country. I'm very good at basketball. He is good at football. She's not good at tennis.	Adjectives Sports Sports equipment People Phonics: /ɔ:/ boring, orca /ɑ:/ jar, far /ə/ brother, jumper	Music (song) PE (sports) English (fiction, writing about a famous person)	 <ul style="list-style-type: none">• Lead an active life.• Believe in yourself.• No act of kindness, no matter how small, is ever wasted.
Module 10 • What's the matter? p. 103				
<ul style="list-style-type: none">- to talk about health problems and illnesses- to give advice- to talk about safety	What's the matter? I've got a headache. You should take some medicine. She shouldn't run on the stairs. Should they eat more sweets? Yes, they should. / No, they shouldn't.	Health Animals Adjectives Safety at home Phonics: /ɜ:/ bird, girl /ɜ:/ hurt, purple	Music (song) Health (illnesses) Social Studies (safety at home) Science (germs) Art (making a safety poster)	 <ul style="list-style-type: none">• Remember that your behaviour affects your health.• Look after your friends.• Always follow safety rules at home.
Let's Read 5: Ali Baba & the 40 Thieves p. 112		Value: Don't be greedy.		
Cursive Writing p. 115 / Answers to quizzes p. 118 / Phonics p. 119 / CLIL p. 129 / Life Values p. 134 / Video Worksheets p. 138 / Play p. 158 / Project Skills p. 160 / Grammar Reference p. 161 / Picture Dictionary p. 168				



Greg



Anna

21ST CENTURY COMPETENCIES



→ intercultural awareness



→ critical thinking



→ autonomous learning



→ communication



→ cooperation



→ creativity



→ ICT literacy



→ personal and social responsibility

Where are you from? 1

Sing a song



Malaysia



the US



the UK



Mexico



Brazil



Korea



China


1 Listen and write the children's names. Then sing.

Friends from around the world

We're all friends
From around the world.
We've got each other.
We're not alone.

My name is Aina.
I'm from Malaysia.
My friend's from the UK.
Her name is Anastasia.

This is Paolo.
He's from Brazil.
His friend's from the US.
Her name is Jill.



VALUE Respect other cultures.

2 Rewrite the song in cursive.

3 Play.

She's from
the US.

It's Jill.

I'm
He's
She's
We're
You're
They're

from the US.



1



the UK → British



Mexico → Mexican



Brazil → Brazilian






the US → American

Smart kids

1 Where are the children going on Monday morning? Listen and read.

It's Monday morning. Greg and Anna are going on a school trip to the museum.



2 Read again and act out the story.

VALUE Embrace new friends.





Korea → Korean



China → Chinese



Malaysia → Malaysian

Where are you from?

I'm from Mexico. I'm Mexican.



3 Read again and match.



1. His name's Greg.

2. Her name's Anna.

3. She's from Korea.

4. He's Mexican.

5. His name's Carlos.

6. Her name's Sandy.



4 Listen and tick (✓).



1. Lin



2. Roberto



3. Daniel

	1. Lin	2. Roberto	3. Daniel
... is Chinese.	✓		
... is Korean.			
... is Brazilian.			
... is Mexican.			
... is British.			

5 Play.

Where are you from?

Oh, you're Brazilian.

I'm from Brazil.



1

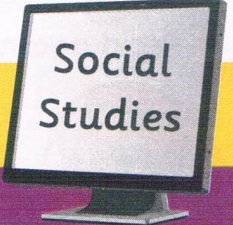
Our world

ice-skating rink

ice-skate

play chess


1 What do Megan and Pablo do every day? Listen and read. 



Social
Studies

A day in the life of...

... a figure skater.



Megan, 9


Megan usually goes to the ice-skating rink at half past six in the morning. She goes to school at a quarter to eight. After school, she does her homework. Megan sometimes watches TV after dinner. She always goes to bed at eight o'clock at night.

... a chess player.


Pablo goes to school at a quarter past eight. After school, Pablo doesn't go home. He always goes to the chess club and plays chess. He usually goes home at six o'clock in the evening. After he does his homework, Pablo has dinner. He sometimes plays chess on his computer. Pablo usually goes to bed at nine o'clock.

Pablo, 10

2



VALUE

Engage in hobbies for a healthy mind and body. 




football

play
badminton



I **always** skate before dinner.



You **usually** play baseball after school.



He **sometimes** plays chess.



They **never** play volleyball.




2 Read again and answer the questions.

1. Does Megan go to school at twenty to eight? No, she doesn't.
2. Does Pablo go to school at a quarter past eight? _____
3. Does Pablo always go home after school? _____
4. Does Megan usually ice-skate in the morning? _____
5. Does Pablo watch TV after dinner? _____
6. Does Megan do her homework after school? _____

3 Listen and write always, usually, sometimes or never.


1. Ryan and Harry _____ play chess on Thursdays.



2.  Jane _____ plays computer games after school.

3. Fay _____ ice-skates at half past four.



4.  Rob _____ goes skateboarding in the park.

4 Read and tick (✓). Then talk about your day.



I sometimes watch TV after dinner.



Activities	always	usually	sometimes	never
get up at seven o'clock				
play football				
play chess				
do homework after school				
watch TV after dinner				
go to bed at half past nine				



1

Let's play

What

are you
is he
is she
are they

doing?

I'm
He's
She's
We're
They're

reading.

1 Listen and read. Then play. 

Where is he from?

He's from Korea.

What is he doing?

He's doing karate.



swimming

ice-skating

doing karate

playing
badminton

exercising


playing football

playing
computer games

Project

1 What's Kumar's favourite sport? Listen and read.

 To: penpal@world.com
From: Kumar@mal.com


English 

Hi!

My name's Kumar and I'm ten years old. I'm from Malaysia and I live in Melaka. I've got a brother. His name is Rama. Have you got any brothers or sisters?


In this picture, I'm playing football. Football is my favourite sport. What's your favourite sport? Please write back soon.

Bye for now,
Kumar




2 Read Kumar's email and complete.

- | | |
|---------------------|-----------------------|
| 1. Name: _____ | 4. He lives in: _____ |
| 2. Age: _____ | 5. Family: _____ |
| 3. He's from: _____ | 6. He likes: _____ |

 **Writing tip**


Write an email to a new pen pal.

- Begin your email with **Hi!** or **Hello!**
- Write about you, your family and your hobbies.
- End your email with your name.




1 Story time

Charlie's Birthday Surprise 1

1 Who's Charlie's favourite actor? Listen and read. 

It's Saturday morning and Charlie is watching TV. Charlie's favourite actor is on TV. His name is Bruce Chang. Bruce is Chinese. Charlie likes Bruce because he is a good actor and he does karate. Charlie also does karate.



A lady on TV is asking Bruce questions. 'Do you do karate every day, Bruce?' she asks. 'Yes, I do karate every day after breakfast,' Bruce says. 'I also play football. Sometimes I play table tennis at the weekends.' Charlie also plays football.





Later that afternoon, Charlie rides his bike to the park. Charlie's friends, Reggie and Dean, are at the park. Charlie tells his friends about the TV show. 'Bruce Chang is great!' says Charlie. 'I want to meet him!'



'But Bruce Chang lives in China!' says Reggie. 'Yes,' says Charlie. 'I know! Let's go to China!' Reggie and Dean laugh. 'We can't go to China!' says Reggie. 'Let's play football instead!' says Dean. 'Oh, all right,' says Charlie.



Revision 1


1 What sport does Dan do? Listen and tick (✓).



1 ☐



2 ☐



3 ☐

2 Choose a person but don't tell your partner. Then ask and answer questions.

Sports: swimming volleyball Sisters: 1 The UK ①	Sports: karate ice-skating Brothers: 2 The US ②	Sports: football ice-skating Brothers: 2 Mexico ③	Sports: karate swimming Sisters: 2 Brazil ④
Sports: karate football Sisters: 2 Korea ⑤	Sports: baseball ice-skating Brothers: 2 China ⑥	Sports: baseball football Brothers: 2 Sisters: 1 The US ⑦	Sports: ice-skating volleyball Brothers: 2 Sisters: 2 The UK ⑧
Sports: swimming football Brothers: 1 Mexico ⑨	Sports: baseball football Sisters: 2 Brazil ⑩	Sports: volleyball baseball Brothers: 2 Sisters: 1 Korea ⑪	Sports: karate ice-skating Sisters: 1 China ⑫

What sports do you do?

I...

How many brothers and sisters have you got?

I've got...

Where are you from?

I'm from...

You're number...

Yes, I am. / No, I'm not.

3 Answer the questions.

1. What do you always do in the morning?
2. What do you usually do in the afternoon?
3. What do you sometimes do after school?
4. What do you never do?

My week 2




Art



Music



PE



Maths



Science



Social Studies



writing

Sing a song

What's your favourite subject?

Science
Art
Maths



1 Listen and sing. Then match.

My favourite school subject

I'm really good at writing.
I'm good at Science, too.
I'm very good at Maths.
How about you?

I love Art and Social Studies.
I like Music and PE, too.
But English is my favourite subject.
How about you?


e.



f.



g.



h.



VALUE

Enjoy learning.

2 Rewrite the song in cursive.

3 Ask and answer.

Name	Favourite subject

What's your favourite subject?

Science.



Smart kids

1 Does Anna like PE? Listen and read.

Hey, Sandy. How often do you have PE?

Four times a week.

Me too. I don't like PE.

Bye, Sandy. See you after school.

Bye, Anna. Here's your timetable.

Thanks.

I like Art, but I only have Art once a week, on Thursdays.

I have Art twice a week, on Mondays and Wednesdays.

Anna? What are you doing here?

Sandy, I've got your timetable.

And I've got yours. Sorry.

That's OK. Thanks.

2 Read again and act out the story.



How often do you have PE?

Once a week.

Twice a week.

Three times a week.

Every day.

Mon	Tue	Wed	Thurs	Fri
		✓		
	✓		✓	
	✓	✓	✓	
✓	✓	✓	✓	✓



3 Read again and choose.

- | | | |
|---|------|-------|
| 1. Sandy has PE every day. | True | False |
| 2. Anna likes PE. | True | False |
| 3. Anna likes Art. | True | False |
| 4. Anna has Art once a week. | True | False |
| 5. Sandy doesn't have Art on Thursdays. | True | False |

4 Complete the table about yourself. Then ask and answer.

How often do you
have English?

Three times
a week.



How often do you ...	You	Your friend
... have English?		
... go to the park?		
... go swimming?		
... go to the cinema?		
... play sports?		

set the
tableclear the
tabletake out
the rubbishrake
leavesshovel
snow

1 What do the children have to do at home? Listen and read.



Social
Studies

HOUSEWORK



Hi! I'm Beth. I always help at home. Every morning, I have to make my bed and feed the fish. In the evening, I have to take out the rubbish.



I'm Wadida. I always help my mum in the kitchen, but I never cook. I have to set the table before dinner and clear the table after dinner. I also do the washing-up.



I'm Mark. At home I have to do jobs in the garden. In the autumn, I have to rake leaves. In the winter, I have to shovel snow. It's very cold, but it's fun.



What housework do you have to do at home?
Write and tell us.

VALUE

Help out with the housework.





feed the fish

What do you have to do?

What do they have to do?

I have to rake leaves.

I don't have to shovel snow.

They have to set the table.

They don't have to clear the table.



2 Read again and write **B** for **Beth**, **W** for **Wadida** or **M** for **Mark**.



a



b



c



d



e



f

3 Listen and tick (✓). What do the children have to do?



1.

a



b



2.

a



b

4 Ask and answer.



What do you have to do at home?

I have to take out the rubbish every evening, but I don't have to do the washing-up.

- take out the rubbish
- make my bed
- water the plants
- do the washing-up
- clear the table
- ...

2

Let's play



go shopping wash the car

What does he have to do?

He has to wash the car.

He doesn't have to shovel snow.

What does she have to do?

She has to go shopping.

She doesn't have to set the table.

1 Work in pairs.

Student A: Choose some of the activities on this page and complete John's week.

Student B: Choose some of the activities on this page and complete Mandy's week



water the plants



go to the dentist



rake leaves



clean the house

John's week

MON	TUE	WED	THURS	FRI	SAT	SUN
go shopping						

Mandy's week

MON	TUE	WED	THURS	FRI	SAT	SUN

2 Listen and read. Then ask and answer. 

What does John have to do on Monday?


He has to go shopping.

Project

1 Do a survey.

Do you have to take out the rubbish at home?

Yes, I do.



2 Make a bar chart.



Draw a line along the bottom of a piece of paper. On the left, draw a line going up. Separate the horizontal line into five parts, each showing a different activity. Colour them in. Then, on the left-hand side of the other line, write numbers.

3 Talk about your results.




Five students have to clear the table at home.





Charlie's Birthday Surprise 2

1 What's Charlie's birthday surprise? Listen and read.


On Monday afternoon, after school, Charlie goes home and does jobs around the house. He rakes the leaves with his father, then takes out the rubbish and feeds the fish. Charlie's mother is in the kitchen. She's making a chocolate cake for Charlie's birthday party. Charlie goes into the kitchen. 'That cake looks delicious, Mum!' says Charlie.



Charlie's father walks into the kitchen. 'We've got a surprise for you, Charlie!' says Charlie's father. 'What is it?' asks Charlie. 'We can't tell you now,' says Charlie's father. 'You have to wait!'



It's Charlie's birthday and all his friends are at his house. 'Charlie, your surprise is in your bedroom,' says Charlie's father.



Charlie runs into his bedroom, but there's nothing there. Suddenly, someone touches Charlie's shoulder. 'Hi-yah!' Charlie does a karate move and ... Oh, no! It's Bruce Chang! 'Bruce Chang?' asks Charlie. 'Happy birthday, Charlie! You're good at karate!' says Bruce. 'Wow! Thanks!' says Charlie. 'What a great surprise!'



VALUE

Believe in your dream to make it come true.



Let's Read 1

Modules 1 & 2



emperor



palace



nightingale




mechanical
nightingale



diamond



ill

- 1 Look at the title of the story and the picture. Guess what the story is about. Listen, read and check your answers. 

The Emperor's Nightingale

The Emperor of China lived in a beautiful palace with a large forest all around it. He liked to read books people wrote about his palace.

One day, the Emperor of China gets a new book about his palace and he reads it.

'What's this? A nightingale? In my forest?' said the emperor.

The emperor is angry because he didn't know about it. He tells his men to go into the forest to find the nightingale.


As they are walking in the forest, they suddenly hear a beautiful song.

'There it is! It is sitting in the tree,' said one of the men.


They take the nightingale to the emperor and it sings for him. He loves the nightingale's song and asks it to stay and sing for him every day.

One day, he gets a mechanical nightingale from the Emperor of Japan. Everyone loves the new nightingale because it can sing and it's got diamonds on it, too. The real nightingale hasn't got diamonds on it. It is sad and leaves.

Many years go by. The emperor is happy with the mechanical nightingale but one day it stops singing. The emperor is very sad and becomes ill. The real nightingale hears about the emperor and goes to the palace to sing to him. The emperor is very happy to see the nightingale again.

VALUE Appreciate the beauty of nature. 

2 Match the pictures from the story with what the emperor says.



- This nightingale isn't real, but it is beautiful!
- Oh, you came back to me! Thank you, nightingale!
- Thank you, nightingale. Your song is very sweet.
- Oh, no! What's wrong with it?
- Bring me the nightingale now!
- Oh, where is my nightingale?

3 Read again and circle.

- People write books about the **emperor** / **emperor's palace**.
- The emperor **knows** / **doesn't know** there is a nightingale in the forest.
- The emperor learns about the nightingale from **a book** / **his men**.
- The **emperor finds** / **emperor's men find** the nightingale in the forest.
- The real nightingale is **angry** / **sad** and goes back to the forest.
- The mechanical nightingale sings for the emperor for **one day** / **many years**.
- The emperor is **happy** / **sad** when the real nightingale goes back to the palace.

4 Put the sentences in the correct order to make a summary. Write 1-8.

- The mechanical nightingale stops singing. ☐
- The emperor's men find the nightingale and bring it to him. ☐
- The Emperor of Japan gives the Emperor of China a new mechanical nightingale. ☐
- The Emperor of China learns about a nightingale in his forest. ☐
- The real nightingale comes back to the emperor. ☐
- The nightingale sings for the emperor every day. ☐
- The emperor becomes very ill. ☐
- The real nightingale flies away. ☐


5 Read again and act out the story.

6 Talk to your friend. Why do you think the nightingale came back to the emperor? Do you think the emperor got well again?

Project work

Use the Internet to find another interesting story about another emperor. Make notes and present the story to the class.

Revision 2


- 1** What do Betty, Lisa and Andy have to do tomorrow morning? Listen and match each child with two jobs. There are two extra pictures. 



Betty



Lisa



Andy



- 2** Answer about yourself. Then ask your friend.

1. What's your favourite subject?
2. How often do you have Maths?
3. What do you have to do at home?
4. What do you have to do tomorrow morning?
5. What's your friend's favourite subject?
6. How often does your friend play sports?
7. What does your friend have to do at home?

What's your favourite subject?




My favourite subject is Maths.



In the past 3



mummy



pyramid



body



dry



wrap




face

Do a quiz

1 What do you know about mummies? Do the quiz and find out!


What do you know about mummies?

- To make a mummy, ancient Egyptians _____ the body first.
a. washed b. wrapped
- Mummies dried for _____ days.
a. 40 b. 10
- Ancient Egyptians wrapped mummies in _____.
a. clothes b. bandages
- Sometimes Egyptians painted _____ on mummies.
a. a face b. hair
- Egyptians put mummies in _____.
a. houses b. pyramids
- Egyptians also made mummies of _____.
a. cats b. mice



VALUE

Appreciate the history of other civilisations.

2 Talk to your friend. 

The Egyptians washed the body first to make a mummy.



Smart kids



do a project



teach



draw



wake up

1 What are Anna and Greg doing? Listen and read.

Hey, Greg.
What's that?

It's my
crystal ball.

Really? What
can it do?

I can see what
you did yesterday.

That's silly.
Let me see!

Did you wake up
at 10 yesterday?

Yes... I did.

And did you
do your project
on Egypt?

Yes...

I like the pyramids you drew!

And did your
brother teach you
how to play a
computer game?

Yes. How
do you
know
everything?

Tony? Were you
here before?

Ummm... yeah.

Tony told you!
Oh, you guys.

2 Read again and act out the story.

VALUE

Don't believe everything others tell you.

Did you wake up at 10 yesterday?

Yes, I did.

No, I didn't.

do – **did**

draw – **drew**

teach – **taught**

wake up – **woke up**



3 Read again and answer the questions.

1. Did Anna see the past in the crystal ball?

No, she didn't.

2. Did she wake up at 10 yesterday?

3. Did she draw?

4. Did Greg teach her how to play a computer game?

5. Did Greg really see what Anna did in the crystal ball?

4 The children are at John's party. What did they do before the party?

Listen and tick (✓) Yes or No.



YES

NO

1. Did Tanya dry her hair?

☐☐

2. Did Mike wrap a present?

☐☐

3. Did Francis do his History project?

☐☐

4. Did Karen draw a birthday card?

☐☐

5. Did John teach his parrot how to say 'hello'?

☐☐

5 What do you remember about the story? Close your books, ask and answer.



Did Anna wake up
at 9 yesterday?



No, she didn't. She
woke up at 10.



Our world



treasure



die




gold



mosquito

1 What do you know about Tutankhamun's curse?

Listen and read. 

THE CURSE

Social
Studies

In Ancient Egypt, Tutankhamun, an 18-year-old king, died. They put his body in a tomb. Inside the tomb there were treasures and a curse...

Go into the tomb
and die!

In 1922, two Englishmen, Howard Carter and Lord Carnarvon, went to the Valley of the Kings. On 4th November, one of Carter's men found something...


Look, sir!

Yes! At last!



Howard Carter and Lord Carnarvon opened the tomb.

The curse, sir! The curse!




Inside the tomb there were chairs, boxes of food, treasures and gold.




The mummy of Tutankhamun was there, too.

He died 3,000
years ago!



But Lord Carnarvon never saw the treasures. A mosquito bit him and he died. Was it the curse?



VALUE Be inquisitive.

Project work 

Use the Internet to find information about Tutankhamun. Select the information you think is interesting/important and use it to make a PowerPoint presentation.



bite



tomb

How old was he?

He was 18.

How did he die?

A mosquito bit him.

What was his name?

His name was Tutankhamun.

go - **went**

find - **found**

see - **saw**

bite - **bit**



2 Read again and answer the questions.

1. When did Carter and his men find Tutankhamun's tomb?

2. Who opened the tomb?

3. How old was Tutankhamun when he died?

4. What was inside the tomb?

5. How did Lord Carnarvon die?

3 Play a guessing game.

How did she die?

A snake bit her.

How old was she?

22.

It's Shukura.

Yes, that's right.



Keket, died
at 24 from a
snake bite



Tum, died
at 12 from a
mosquito bite



Shukura, died
at 22 from a
snake bite



Heru, died
at 14 from a
mosquito bite

3

Let's play



camel

hump



desert



speak



wig

1 Read and write Past or Present.

Facts about Egypt Past and Present

1. There are two main deserts in Egypt.

2. Egyptians speak Arabic.

3. Egyptians made cat mummies.

4. The longest river in the world, the Nile, is in Egypt.

5. Egyptian camels have got one hump.

6. Egyptians play football.

7. Egyptians taught monkeys to pick fruit from trees.

8. The weather in Egypt is very hot.

9. Egyptians wore wigs at celebrations.

2 Read and compare answers.




Egyptians made cat mummies.

Past.


Yes, that's right.

Project


Language
Arts

- 1 What did Kevin like the most about his trip to Egypt?
Listen and read. 

To: Subject:
Add Cc Add Bcc Attach a file

Font Size Colour **B** *I* U 

Hello John,
How are you? Last month, my family and I went on a trip to Egypt. It was very hot and sunny there. We rode camels to the Pyramids of Giza. They were very big. I took a lot of photos. We saw mummies at the museum. They were scary, but they were interesting too! I liked the mummies' treasures the most! Egypt was fun!
Kevin



- 2 What did Kevin do on his trip? Read again and tick (✓).



1 ☐



2 ☐



3 ☐



4 ☐

Writing tip


Write an email about a trip

- When we write about the past, we use the past tense, e.g. *I **took** a lot of photos.*
- Use adjectives to talk about your feelings, e.g. *They were very **scary**.*
- We use **and** to talk about similar ideas, e.g. *It was very hot **and** sunny there.*
- We use **but** to talk about different ideas, e.g. *They were scary, **but** they were interesting too!*

3

Story time

Prince Nebi's RING 1

1 Where did Selva's class go on Thursday morning? Listen and read. 

It's Thursday morning. Selva is talking to his friend Nora. They are at school. 'Did you finish the project for tomorrow?' Selva asks Nora. 'Yes, I did. I finished late and I went to bed at 12 last night,' says Nora. 'Did you wake up at 6 today?' Selva asks Nora. 'Yes, I did and I'm sleepy!' says Nora. 'OK, children. Please get on the bus,' says their teacher, Miss Anita.



Selva and his classmates are at the museum now. Miss Anita is showing the children a mummy. 'This mummy is from Egypt,' says Miss Anita. 'He was a prince.' 'Wow!' says Selva. 'What was his name?' 'Prince Nebi,' says Miss Anita.




Read and complete. Use the verbs in the Past Simple or the Present Simple.

'How did he die, Miss Anita?' asks Nora. 'A snake bit him,' says Miss Anita. 'Oh, how terrible,' says Selva. 'And sad,' says Nora. 'How old was he when he died?' asks Selva. 'He was 12 years old,' says Miss Anita.



'The prince always wore a special ring,' says Miss Anita. 'When he died, his family put the ring in his tomb. Unfortunately, someone stole the ring last week.' 'What?' says Selva. 'Someone stole the prince's ring?' 'Yes,' says Miss Anita. 'The police are looking for the ring.' Miss Anita shows the children a picture of the ring. 'This is the ring. It's gold and it's got a big, red stone.' 'Wow,' says Nora, 'It's beautiful.'



Revision 3

1 Read and complete. Use the verbs in the Past Simple or the Present Simple.

teach wrap speak buy watch have got

1. The Egyptians _____ the body in bandages.
2. People _____ Spanish in Colombia today.
3. Egyptian camels _____ one hump.
4. We _____ the football game on TV last night.
5. Helen always _____ postcards when she goes on a trip.
6. Andy _____ Mary how to play his new computer game yesterday.

2 Listen and circle a or b.



1. Paul usually takes photos of _____.
a. animals b. people
2. Last year he went to _____.
a. Egypt b. Canada
3. He wanted to take photos of _____.
a. treasure b. wild animals
4. Paul only saw _____.
a. frogs b. wolves
5. When it started raining, he went into _____.
a. his car b. a cave
6. When he woke up, he saw _____.
a. a bear b. a wolf

3 Ask and answer with your partner. Use the ideas in the box and your own.

What did/didn't you do yesterday?
What do/don't you do on Saturdays?

wake up do a project
watch TV go ride my bike
buy see play



What did you do yesterday?

I woke up at 9 o'clock.

Celebrations 4

Sing a song

1st - first	6th - sixth	11th - eleventh	20th - twentieth
2nd - second	7th - seventh	12th - twelfth	21st - twenty-first
3rd - third	8th - eighth	13th - thirteenth	22nd - twenty-second
4th - fourth	9th - ninth	14th - fourteenth	30th - thirtieth
5th - fifth	10th - tenth	15th - fifteenth	31st - thirty-first

1 Listen and match. Then sing.



Special Days

People love to celebrate
Special days around the year.
Do you want to celebrate?
Find a celebration near.

Have fun on New Year's Day
On the first of January,
Or in Korea and China
After the twenty-first of January.

Mother's Day in the US
Is on the second Sunday of May.
In Mexico it's on the tenth of May
A very special day!

What's the date today?
It's 3 November.
When's your birthday?
It's on 13 September.



2 Rewrite the song in cursive.

VALUE Enjoy special days.

3 Ask and answer about special days.

What's the date today?

It's 3
November.

	Date
today	
my birthday	
New Year's Day	
Mother's Day	



When's your
birthday?



It's on 5 January.

Smart kids



dress up as



costume



parade



scout



nurse

1 What are the children going to dress up as? Listen and read. 


It's 30 August today. Tomorrow is Independence Day.

Do you want to come with us to the parade tomorrow?



Sure, Joe!

I don't know. Maybe a scout. I'm going to go to the shopping centre later to choose a costume.



We can help you choose a costume.

Great! See you at the entrance to the shopping centre at six.

Can you help us, please?

We can't find our friend.



I'm going to be a nurse.

What are you going to dress up as, Layla?



I'm going to be a soldier. What about you, Ahmad?

At the entrance to the shopping centre.

Where's Ahmad?



I can't see him. Let's ask that police officer to help us.

Oh, there you are. Do you like my costume?

Yeah! It's great!



2 Read again and act out the story.

VALUE

Honour your national history.



soldier



police officer



entrance

What are you going to dress up as?
 I'm going to go to the parade.
 He's going to dress up as a soldier.
 We're going to have a party.

I'm = I am
 He's = He is
 We're = We are



3 Read again and complete the sentences. Use 'be going to' and the correct verbs.

ask ~~go~~ dress up help be

- The children are going to go to the parade.
- Layla _____ as a nurse.
- Joe _____ a soldier.
- Greg and Anna _____ Ahmad choose a costume.
- Greg and Anna _____ the police officer to help them.

4 Listen and tick (✓).



1. What is Hana going to be?



a ☐



b ☐

2. What are the children going to do before the parade?



a ☐



b ☐

3. Which one is Maya?



a ☐



b ☐

4. What is Kumar going to dress up as?



a ☐



b ☐

5 What are you going to do tomorrow? Write and say.



Tomorrow evening I'm going to go to a birthday party.



morning

afternoon

evening





stay up




money




fireworks



decorate

- 1 What do you know about celebrations in other countries?
Listen and read. 



Social
Studies

Celebrations around the world

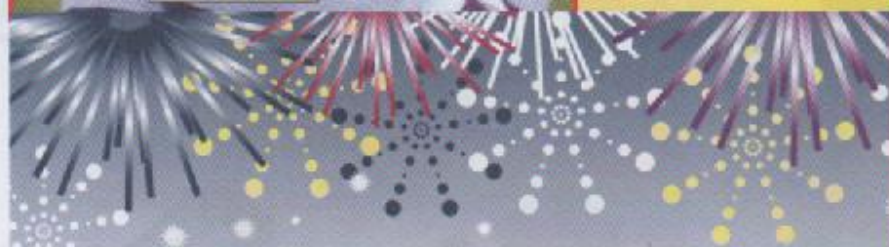


Lin, China


1

The Lunar New Year is in two months. We're going to decorate the house with beautiful paintings and red lanterns. On New Year's Eve, we're going to have a big family dinner. This year, I'm not going to go to bed early. I'm going to stay up to watch the fireworks on TV. On New Year's Day, my parents are going to give me money as a present. It is called an *ang pow*.

恭喜发财



Tomorrow is the Fourth of July — Independence Day! We are going to celebrate with all of the family. We're going to have a barbecue. My dad is going to cook burgers. In the evening, we are going to eat ice cream, and we're going to watch the fireworks at the park! Independence Day is great!




Tom, US

2

What's your favourite celebration? What are you going to do on that day?
Write and tell us.

VALUE

Appreciate the traditions and history of other cultures. 

Project work

Use the Internet to find information about a popular celebration in another country. Select the information you think is interesting/important and use it to make a poster.



barbecue



give

I'm not going to go to bed early.

He
She
It

isn't going to watch TV.

We
You
They

aren't going to decorate the house.



2 Read again and tick (✓).

They're going to...	Lunar New Year	Independence Day
1. decorate the house.		
2. have a barbecue.		
3. have a big dinner.		
4. eat ice cream.		
5. give money as a present.		
6. cook burgers.		
7. watch fireworks.		

3 Listen and circle.



1. Jim's family **is** / **isn't** going to have burgers.
2. Jim's mother **is** / **isn't** going to make a carrot cake.
3. Fay's family **are** / **aren't** going to have a barbecue at her uncle's house.
4. Fay **is** / **isn't** going to watch the fireworks in the park.



4 Read activity 1 again and correct the sentences about Lin and Tom.



1. Lin is going to go to bed early on New Year's Eve.
2. Tom is going to watch the fireworks on TV.
3. Lin is going to give presents to her parents.
4. Tom is going to eat burgers in the evening.



Lin isn't going to go to bed early on New Year's Eve. She is going to stay up late.



Let's play

Is	he she	going to watch TV?	Yes,	he she	is.	No,	he she	isn't.
----	-----------	--------------------	------	-----------	-----	-----	-----------	--------

Are	you they	going to swim?	Yes,	we they	are.	No,	we they	aren't.
-----	-------------	----------------	------	------------	------	-----	------------	---------

1 Listen and read. Then play. 

Is it a boy or a girl?


It's a boy.

Is he going to swim?

Yes, he is.

It's Chris!

Yes, that's right!



swim

buy flowers

go to bed

make a salad

go to school

watch TV

eat dessert

cook

have a shower

Project

English

1 What's Sabrina's special day? Listen and read.

Dear diary,

I'm very happy. Tomorrow is a very special day. It's 21 June, my birthday! I'm going to have a party. All my friends are going to come to my house. We're going to play and dance. I'm going to decorate the house and Mum is going to make sandwiches for us. Dad is going to make me a chocolate cake. We're going to have so much fun!

I'm going to write again tomorrow.

Bye for now,
Sabrina



2 Read again and answer.

1. When is Sabrina's birthday? _____
2. What is she going to do on that day? _____

Writing tip

Write about a special day.

Start your diary entry with **Dear diary,**

Where are you going to go?

What are you going to do there?

Who is going to be there?

4

Story time

Prince Nebi's RING 2

1 Where is Prince Nebi's ring? Listen and read. 

Selva is at home and he's talking to his father. His father is a police officer.
 'How was your trip to the museum, Selva?' asks his father.
 'Oh, it was great! We saw a mummy. His name was Prince Nebi.'
 'Prince Nebi? Oh, yes! We are looking for Prince Nebi's ring,' says Selva's dad.
 'I know. It's gold and it's got a big red stone,' says Selva.



The next day is 31 August. It's Independence Day. The children are going to the parade with Selva's father. Nora is dressed up as a soldier, and Selva is dressed up as a police officer. The children see a man's hat. 'Let's give it back to him,' says Nora.



The man sees Selva's father and the children running. He puts his arms up. 'Look, Dad! He's wearing Prince Nebi's ring!' says Selva. 'You're right. Let's get it back,' says Selva's father.



'Nora and Selva, you are heroes. Your picture is in the newspaper,' say their classmates. 'Good job, children,' says Miss Anita. Nora and Selva are very happy. 'Hurray!' cheer the children.



VALUE

Always do the right thing.

Let's Read 2

Modules 3 & 4



1 Read and tick (✓) the best title for the story. Listen, read and check your answers.

a. Omar's Day by the River ☐

b. The Wishing Fish ☐

c. The Fish and the Sheep ☐

Omar lived with his family on a small farm. His family worked hard, but he didn't like working.

One morning, Omar went to the river with his new fishing rod. He waited and waited. Then something pulled on the line. He pulled it out of the water...

'Urgh! What a big fish!' he said.

But the fish wasn't an ordinary fish... Omar caught a Wishing Fish!

'Please, please let me go and I can make your wish come true!' said the Wishing Fish, 'What do you want?'

'Wow!' said Omar and he thought about his wish... 'Make all the sheep go away so I never have to work again!'

'OK' said the Wishing Fish. And, with that, it jumped into the water...

The next day, it was very hot! It didn't rain for many days and many sheep died because there wasn't any water.

Omar's father said 'We've got no more wool to sell. We haven't got any money.' Omar was very sad. 'This is my fault!' he said, 'I have to go catch the Wishing Fish again!'



VALUE Be careful what you wish for.



2 Read again and put the pictures in the correct order (1-4).



3 Read again and write T for True or F for False.

- | | | | |
|--|--------------------------|--|--------------------------|
| 1. The Wishing Fish wasn't big. | <input type="checkbox"/> | 4. The next day, it was cold. | <input type="checkbox"/> |
| 2. Omar didn't want to work. | <input type="checkbox"/> | 5. The sheep had no water to drink. | <input type="checkbox"/> |
| 3. The Wishing Fish jumped into the water. | <input type="checkbox"/> | 6. Omar didn't want to catch the Wishing Fish. | <input type="checkbox"/> |

4 Complete the sentences to show the cause.

- Many sheep died because _____
- Omar's family hasn't got any money because _____

5 Choose the best summary of the extract from The Wishing Fish.

- Omar went to the river. He had a fishing rod. His fishing rod was new, but he caught only one fish. The next day it was very hot. Omar was very sad. He didn't like hot weather. He wanted to go to the river. He wanted to catch some fish.
- Omar caught a Wishing Fish. It could make his wish come true. Omar made a wish and his father's sheep died. His family had no more wool to sell. They had no money. Omar was sad. He wanted to find the Wishing Fish.

6 Read again and act out the story.

7 Talk to your friend. What happens next? Look at the pictures or use your own ideas.



8 Talk to your friend. Imagine you caught the Wishing Fish. What is your wish?

Project work

Use the Internet to find another interesting story about another wish that went wrong. Make notes and present the story to the class.

Revision 4

1 Read and complete.

December money costume nurse June barbecue fireworks

1. Lisa's family is going to have a big _____ on the 4th of July.
2. _____ is the twelfth month of the year.
3. My aunt gave me _____ as a present for my birthday.
4. It's Independence Day tomorrow and Hana is going to dress up as a _____.
5. _____ is the sixth month of the year.
6. On New Year's Eve we are going to go outside and watch the _____.
7. Cheong's new _____ is great. She's going to dress up as a soldier.

2 Listen and write T for True or F for False.



1. Fiona's birthday is on 3 May. ☐
2. Fiona is going to have a party. ☐
3. Fiona is going to decorate the house. ☐
4. Her mum is going to make pizza. ☐
5. Her dad is going to buy her a chocolate cake. ☐



3 Answer the questions. Then ask and answer with your partner.

1. What's the date today?

2. When's your birthday?

3. What are you going to dress up as for Independence Day?

4. What are you going to do tomorrow?

5. Are you going to watch TV tomorrow?

What's the date today?





pear



peach



kiwi



basket



butter

Eating right 5

Sing a song

What do you want to eat?
What do we need?

I want an apple.
We need some eggs.



1 Listen and sing. Then write the words in red in the correct box.



Let's go to the market

I want something sweet.

I want a cake.

Let's go to the market

And fill our basket.

We need some **sugar** and some **flour**.

We need three **eggs** for the cake.

We need some **butter** and some **milk**

And lots of yummy **chocolate**!

I want something fresh.

I want a fruit salad.

Let's go to the market.

And fill our basket.

We need a **pear** and an **orange**.

We need two **peaches** and an **apple**.

We need some **kiwis** for the fruit salad

And a big, big **pineapple**!



I can't count them

some sugar

I can count them

an egg - some eggs

VALUE

Be aware of what's in your food.



2 Rewrite the song in cursive.

3 What food do you want?

What do you need to make it? Look and talk.



I want an omelette.



=



+



+



=



+



=



+



+



+



=



+



=



+



+



+



Smart kids



a bag of crisps



a carton of milk



a piece of cake



a box of cereal



a can of lemonade



a bottle of water

1 What do Greg and Anna want?
Listen and read.

Greg, I'm hungry.

Me too. What can we eat?

Have you got any cereal?

There isn't any cereal in the cupboard, but there is a box of biscuits. Is there any milk or juice in the fridge?

There isn't any milk, but there's a carton of orange juice.

Oh, no. It's empty. There isn't any juice in the carton.

There aren't any biscuits in the box. What are we going to do?

Hi, Mum. It's so good to see you. What's in your bags?

Hi, Mrs Brown.

Hello, children.

Mmm... delicious!

2 Read again and act out the story.

VALUE Be thankful for what you have.

There are **some** biscuits.
Have you got **any** cereal?
There isn't **any** juice.















3 Read again and write T for True or F for False.

- | | | | |
|--|--------------------------|---|--------------------------|
| 1. Greg and Anna are hungry. | <input type="checkbox"/> | 4. There are some biscuits in the box. | <input type="checkbox"/> |
| 2. Anna has got a box of cereal. | <input type="checkbox"/> | 5. There is a carton of milk in the fridge. | <input type="checkbox"/> |
| 3. There is a box of biscuits in the cupboard. | <input type="checkbox"/> | 6. There is some juice in the carton. | <input type="checkbox"/> |

4 What are Tom and Samantha going to buy? Listen and tick (✓).



- | | | | |
|--|---|--|---|
| 1. 
a <input type="checkbox"/> | 
b <input type="checkbox"/> | 
c <input type="checkbox"/> | 
d <input type="checkbox"/> |
| 2. 
a <input type="checkbox"/> | 
b <input type="checkbox"/> | 
c <input type="checkbox"/> | 
d <input type="checkbox"/> |
| 3. 
a <input type="checkbox"/> | 
b <input type="checkbox"/> | 
c <input type="checkbox"/> | 
d <input type="checkbox"/> |

5 Imagine you're going on a picnic. What are you going to buy? Talk to your friend and write the shopping list.



Shopping list

Let's buy some orange juice.

OK. Let's buy a carton of orange juice.



5

Our world



a cup of tea



a bar of chocolate



a glass of milk

1 How healthy are you? Read and circle.

HEALTH QUIZ

Health

Do the quiz and find out how healthy you really are!

1 How many meals do you eat every day?

- a. 1 meal
- b. 3 meals
- c. 2 meals



2 Do you eat vegetables with your lunch?

- a. sometimes
- b. never
- c. always



3 How much water do you drink every day?

- a. over 5 glasses
- b. 2-3 glasses
- c. 1-2 glasses



4 How many bars of chocolate do you eat every week?

- a. over 7 bars
- b. 2-3 bars
- c. 0-2 bars



5 Do you exercise?

- a. yes, every day
- b. sometimes
- c. never



6 How many hours do you sleep?

- a. 5-6 hours
- b. 6-7 hours
- c. 8-10 hours



VALUE

Be aware of healthy habits.

2 Talk to your friend.

How many meals do you eat every day?

Three meals.



meal



hour

How many meals do you eat every day?
 How much water do you drink every day?



3 Listen and choose.

1. How much milk does Anna drink every day?
 a. one glass b. two glasses c. three glasses
2. How often does Anna eat vegetables?
 a. once a day b. twice a day c. twice a week
3. How often does Anna exercise?
 a. every day b. once a week c. three times a week
4. How many hours does Anna sleep every night?
 a. ten hours b. seven hours c. nine hours

4 Are your friends healthy? Ask and answer.

How much How many	milk lemonade fruit sweets bars of chocolate hours minutes	do you	eat drink sleep exercise	every day?
----------------------	--	--------	-----------------------------------	------------

How much milk do you drink every day?



I drink two glasses of milk every day.



5

Let's play

1 Play.



bowl



plate



spoon



fork



knife



What's this?



What are these?



Spell.




You want to cut a piece of cheese.

Go back

one space.



You want to make an omelette. What do you need?



Is this a healthy dinner?



How many plates are there?



What do you need to eat the soup?



What's in the basket?



How much milk do you drink every day?



Finish



Project






Health

1 What did Tony eat yesterday? Listen and read.

Yesterday I had a bowl of cereal with milk for breakfast. For lunch I had meat and salad. After school, I played football for one hour. In the afternoon, I had a bowl of fruit salad. For dinner, I had a plate of pasta with vegetables. I had some ice cream for dessert. At night I slept for 10 hours. Yesterday was a healthy day!



2 Read again and fill in the table.

What Tony had	Type of food/activity	How much Tony needs	How much Tony had/did
Breakfast:	Grains 	6 slices of bread or 6 cups of cereal or 3 cups of rice or 3 cups of pasta	<u>2 cups of cereal</u> <u>2 cups of pasta</u>
	Vegetables 	2-3 cups	<u>1 cup of salad</u> <u>1 cup of vegetables</u>
Lunch:	Fruit 	1-2 cups	<u>2 cups of fruit</u>
	Milk 	3 cups of yoghurt or 3 cups of milk or 3 pieces of cheese	<u>2 cups of milk</u> <u>1 cup of ice cream</u>
Snack:	Meat and Beans 	a piece of meat, chicken or fish or two cups of beans	<u>a piece of meat</u>
	Exercise	60 minutes every day	
Dinner:	Sleep	10 hours every night	

Writing tip

Write a health log

- What did you have for breakfast/lunch/snack/dinner yesterday?
How much did you have from each food group?
How much did you exercise/sleep?
Was yesterday a healthy day?
- We use **or** to introduce another possibility, e.g. *chicken **or** fish*.

Reading time



coffee



nuts

- 1 What is Malaysia International Gastronomy Festival? Listen and read.



MALAYSIA INTERNATIONAL GASTRONOMY FESTIVAL

www.migf.com



Every year, thousands of people visit the Malaysia International Gastronomy Festival, or the MIGF, in Kuala Lumpur. For one month, visitors to MIGF can eat different kinds of food from more than 25 of Malaysia's best restaurants. There is food from all over Malaysia and around the world.

Eating isn't the only thing visitors can do there. They can also watch and learn how famous chefs cook their favourite food. There are also many classes where visitors can learn how to choose the best ingredients. Visitors can get coffee, cheese, nuts and much more from shops that have only the best. It is an amazing food festival.



VALUE

Learn about important festivals in your country.



Project work



Use the Internet to find information about a food festival in another country. Select the information you think is interesting/important and use it to make a PowerPoint presentation.



2 Read again and write T for True or F for False.

1. The food festival is also called the MIGF. ☐
2. The food festival is every month. ☐
3. Visitors can try food from 25 different countries. ☐
4. Visitors go to MIGF only to eat. ☐
5. Famous chefs show visitors how they make their favourite food. ☐
6. The shops at the festival have only coffee, cheese and nuts. ☐

3 You are at a restaurant. Who says these phrases, the waiter or the customer? Write W or C.

- | | | | |
|--------------------------------------|--------------------------|---------------------------------|--------------------------|
| 1. Ready to order? | <input type="checkbox"/> | 5. Can I have a knife, please? | <input type="checkbox"/> |
| 2. Would you like anything to drink? | <input type="checkbox"/> | 6. I'd like a pizza, please. | <input type="checkbox"/> |
| 3. A table for two, please. | <input type="checkbox"/> | 7. Would you like some dessert? | <input type="checkbox"/> |
| 4. I'd like to pay, please. | <input type="checkbox"/> | 8. What would you like to eat? | <input type="checkbox"/> |

4 You're at a restaurant. Write a dialogue using some of the phrases above. Then act it out.



Revision 5

1 What do the children need? Listen and circle.



2 Write a / an / some / any.

- A:** Have you got _____ milk?
B: No, I haven't. But I've got _____ bottle of apple juice.
- There are _____ peaches, _____ butter and _____ carton of milk in the fridge.
- Do you need _____ onions for the soup?
- There isn't _____ bread in the basket.
- We bought _____ plastic spoons and forks for the party.
- There's _____ flour in the cupboard, but there aren't _____ boxes of biscuits.

3 Ask and answer with your partner about:

What's in your bag?

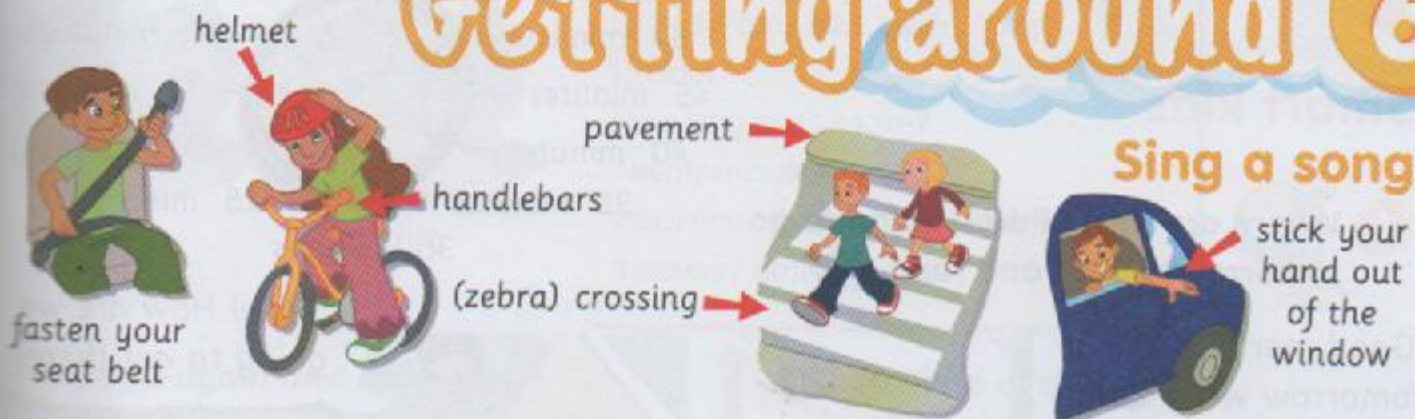
- what's in your bag
- what's in your room
- what's in your fridge

There are some books, a pencil, a rubber and a bottle of water.

Have you got any pens?

No, I haven't.

Getting around 6



- 1 Look at the pictures and write ✓ for right or ✗ for wrong. Then listen and sing.


Street Safety



1

We're in the car with Joe and Jules
Let's be safe and follow the rules!

Fasten your seat belt.
Be careful, Joe!
Don't stick your head
Out of the window!



4



2

We're on our bikes with Joe and Jules
Let's be safe and follow the rules!

Keep both hands
on the handlebars.
Wear a helmet.



5



3

We're in the street with Joe and Jules
Let's be safe and follow the rules!

Don't play in the street.
Walk on the pavement.
Look both ways
Then cross at the crossing.



6

- 2 Rewrite the song in cursive.

- 3 Draw and say.

Always fasten
your seat belt.




VALUE Always follow street safety rules.



Fasten your seat belt.
Keep both hands on the handlebars.
Don't stick your hand out of the window.
Don't play on the street.



Smart kids

- 1 Where are the children going to go tomorrow? Listen and read. 

Good morning, class.
Tomorrow we're going
to go on a school trip.

Where, Mrs
Rama?

We're going to
visit the zoo.

1

How long does
it take by bus?

It takes about
40 minutes,
Greg.

Yeah!

3

What time
does the
bus leave?

The bus leaves at
10:10 in the morning.

4

Yes, Greg.
Is that all?

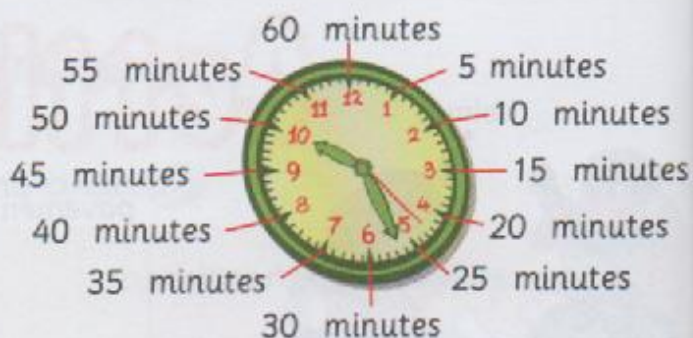
Yes. Thank
you, Mrs
Rama.

So, we're going to arrive
at the zoo at 10:50.
Right, Mrs Rama?

5

VALUE

Appreciate the benefits
of school trips.



Wow! How are we
going to get there?

By bus.

2



leave

arrive

How are we going to get there?

By bus / car / bike / train / plane.

On foot.

How long does it take?

Twenty minutes.

What time does the bus leave / arrive?

It leaves / arrives at 10:10.



3 Read again and complete Greg's notes.

Date: 30 May

Trip to the _____

Going by _____

We leave at _____

We arrive at _____

4 Listen and circle.

- The party is at _____.
a. 3:30 b. 5:30
- It takes _____ minutes to get there by bus.
a. 15 b. 50
- The bus leaves the station at _____.
a. 5:15 b. 5:50

5 Imagine you're going on a trip. Fill in the table about your trip. Then ask your friend and fill in the table about his or her trip.

	My trip	My friend's trip
Date		
Trip to		
Going by		
I leave at		
I arrive at		

Where are you going to go?

I'm going to go to the park.

How are you going to get there?

By bike.

What time are you going to leave?

At 9:55.



motorbike


wheel




taxi



comfortable

- 1 How many different means of transport do you know of? Listen and read. Then match. 



Social
Studies

DIFFERENT MEANS OF TRANSPORT



a




b



c

- 1 A tuk-tuk looks like a motorbike with three wheels. The driver sits in the front, and two to three people can sit in the back. Many tourists take tuk-tuks in Thailand. They can be faster than taxis. Riding in tuk-tuks is fun and exciting, too!
- 2 Gondolas are long boats. In the past, people used them in Venice, Italy, to get from one place to another. Gondolas are very slow. Riding in a gondola isn't very comfortable, but tourists love it!
- 3 People ride snowmobiles on snow. Snowmobiles haven't got wheels. They have got skis. They can go very fast. Snowmobile drivers have to wear a helmet and very warm clothes. It can get very cold on a snowmobile!

VALUE

Understand different cultures. 

Project work

Use the Internet to find information about another means of transport. Select the information you think is interesting/important and use it to make a poster.



exciting



tourist



slow

Riding in tuk-tuks is fun!



2 Read again and tick (✓).

	tuk-tuk	gondola	snowmobile
1. It has got wheels.			
2. It's a kind of boat.			
3. It hasn't got wheels.			
4. It's slow.			
5. Drivers have to wear warm clothes.			
6. Tourists take it.			

3 Listen and number (1-4).




a



b



c



d

4 Make true sentences.



Travelling by gondola is slow.

travel
play
go

by
the
to

gondola
school
bike
guitar
snowmobile

is

fun
exciting
slow
comfortable



6

Let's play



ticket



cheap




expensive

How much is it?

It's two ringgit and fifty sen (RM2.50).

How much are they?

They're six fifty (RM6.50).

1 Listen and read. Then act it out. Change the words in red. 

Hello.

Hello. Can I help you?

I'd like a ticket for **Cyberjaya**, please.

What time does **the bus** leave?

The **bus** for **Cyberjaya** leaves in **ten minutes**.

Is the ticket expensive?

Wow, that's **cheap**. OK. One ticket, please.

Thank you. Bye.

No, it isn't. It's **six ringgit and fifty sen**.

Here you go. Bye.

Project

Art

- 1 What's your favourite means of transport?
Choose one to make.



Use an empty carton of juice and decorate it so it resembles a boat.



Draw a plane on a piece of paper. Colour it in and glue some glitter on it.



Draw a train on a piece of paper. Colour it in and decorate it.



Use an egg carton and glue some wheels onto it. Then glue pictures of people inside.

- 2 Show and tell.


My favourite means of transport is the bus. Tickets for the bus are cheap. I take the bus to school every day.



6

Story time

The lost boy 1

- 1 What do Kelly and Amin do at the weekend? Listen and read. 

It's the weekend. Amin is at home and he's getting ready to go to the park with his friend Kelly. 'Are you ready, Amin?' asks Kelly. 'Yes, I am,' says Amin. 'How are we going to get to the park?' 'We're going to go by bike,' says Kelly.



Amin and Kelly are in the garden now. Kelly is wearing her helmet, but Amin hasn't got a helmet. 'Amin, where's your helmet?' Kelly asks. Amin's mum comes out and gives him his helmet. 'Here's your helmet, dear,' says his mum. 'Make sure to keep both hands on the handlebars and watch out for cars, children.' 'OK, Mum. Thanks,' says Amin. 'Let's go, Kelly.'



The children are riding their bikes to the park now. 'How long does it take to get there, Kelly?' asks Amin. 'I'm tired.' 'We're going to be there in five minutes,' says Kelly. 'There it is. Do you see it?' Kelly asks.



Kelly and Amin play with their friends all afternoon. It's getting dark now. The children are leaving the park when they see something. 'Hey, Amin, what's that?' asks Kelly. 'I don't know,' says Amin.



Let's Read 3

Modules 5 & 6



panther



jungle




python



worried



shout

- 1 Below is an extract from *The Jungle Book*. Look at the picture and guess what happens. Listen, read and check your answers. 



Mowgli lives in the jungle with Mother Wolf and Father Wolf. Baloo, the bear and Bagheera, the panther are his friends. Mowgli is very happy in the jungle.

One day Mowgli and his two friends are talking. 'I made some friends yesterday, the Monkey-People,' says Mowgli, 'I look like them, but I haven't got a tail. They say I have to be their leader.'

Baloo is shouting 'What? The Monkey-People don't care about anyone!' Bagheera is very angry too. 'Don't talk to them again!' he shouts. 'OK,' says Mowgli.

At night, when they are sleeping, the monkeys come for their leader. The monkeys take Mowgli and jump from tree to tree. 'Help! The monkeys are scary! Ahh!' says Mowgli.

Suddenly, Mowgli sees Chil, the bird. 'Chil! Tell Baloo and Bagheera I need help!'

Chil, the bird, finds Baloo and Bagheera. The bear and the panther are very worried. 'We're going to find Mowgli!' says Baloo, 'But we need help.' 'Let's find Kaa, the python. He can help us,' says Bagheera.

VALUE Choose your friends carefully.

- 2 Read again and put the pictures in the correct order. Write 1-5.



a



b



c



d



e

3 Read again and answer the questions.

1. Where does the story take place? _____
2. Who is the main character? _____
3. Are Baloo and Bagheera happy about Mowgli's friends? _____
4. What happens when Mowgli is sleeping? _____
5. How does Mowgli feel? _____
6. Who do Baloo and Bagheera go to for help? _____

4 Read the sentences below and write F for Fact or O for Opinion.

1. Baloo and Bagheera are Mowgli's friends. ☐
2. The Monkey-People don't care about anyone. ☐
3. The monkeys jump from tree to tree. ☐
4. The monkeys are scary. ☐

5 Read the text again and complete the summary with the words in the box.

help friends take find Monkey-People

Mowgli, the jungle boy, is talking to Baloo and Bagheera about his new

(1) _____, the Monkey-People. Baloo and Bagheera don't like the (2) _____. At night, the monkeys come and (3) _____ Mowgli. They want him to be their leader. Mowgli needs (4) _____. Baloo and Bagheera are going to find Kaa, the python. Kaa can help them (5) _____ Mowgli.

6 Read again and act out the story.

7 Talk to your friend. What do you think happens next? Is Kaa going to help Baloo and Bagheera find their friend?

Project work 

Use the Internet to find a different story from *The Jungle Book*, written by Rudyard Kipling. Make notes and present the story to the class.

Revision 6

1 Read and complete.

seat belt helmet handlebars pavement zebra crossing window taxi

1. Always look both ways and then cross at the _____.
2. Don't stick your head out of the _____.
3. Tom went to work by _____ because there were no buses.
4. Always fasten your _____ in the car.
5. Kate rides her bike to school. She always keeps both hands on the _____ and wears a _____.
6. Walk on the _____!

2 Listen and complete Joe's notebook.



Trip

To the Lake Gardens

Going by _____

It takes _____ minutes.

We leave at _____

We arrive at _____

The ticket is RM _____

3 Ask and answer about a place you are going to visit.

Trip

To _____

Going by _____

It takes _____

We leave at _____

We arrive at _____

The ticket is RM _____

Where are you
going to go?

I'm going to go
to the museum.



Helping out 7



help



carry bags



pick up rubbish



hurt

Sing a song

1 Listen and number (1-4). Then sing.

Can you help us?

a ☐ I'm coming, I'm coming,
To help you good friend.
Give me your bags.
Let me give you a hand.

Help them, help them!
Let's clean the park.
Hurry up, hurry up!
It's getting dark.

c ☐

b ☐ Help me, help me!
Carry these bags.
Help her, help her.
They're hurting her hands.

What are you doing?
We're picking up rubbish.
Help us, help us!
Let's do it fast!

d ☐



VALUE Helping others is good for the whole community.

2 Rewrite the song in cursive.

3 Play.

She's carrying the rubbish.

It's her.

Help me take out the rubbish.
Help her carry the bags.
Help us clean the park.

I - me	we - us
you - you	you - you
he - him	they - them
she - her	
it - it	



Smart kids



sleeping bag



torch



peanuts



squirrel

1 What are the children looking for? Listen and read.

The children are tired from picking up rubbish all day.

I picked up fifty bottles.

And I picked up twenty cans.

I'm tired.

1

Let's go to bed.

Where's my sleeping bag?

Whose is this?
Is it yours?

2

No, that isn't his. It's mine.

And those sleeping bags are ours.

Let's help Carlos find his sleeping bag.

3

Mmm... I'm hungry.
Where are my peanuts?

What's that?

Here, take my torch.

Thanks.

4

Whose peanuts are those?

They're mine!

It's moving!

Hey, look! That sleeping bag's yours, too!

5

The squirrels like your sleeping bag, Carlos!

I think they like your peanuts, too!

6

2 Read again and act out the story.

VALUE Always help your friends.



tent

Whose jacket is this?
 It's **my** jacket. It's **mine**.
 Whose sleeping bags are these?
 They're **our** sleeping bags.
 They're **ours**.

my - mine	our - ours
your - yours	your - yours
his - his	their - theirs
her - hers	
its - (-)	



3 Read again and answer the questions.

1. What did the children do all day?

They

2. Whose sleeping bag is this?



3. Whose sleeping bags are these?



4. Whose torch is this?



5. Whose peanuts are they?



4 Listen and tick (✓).



1. Which torch is Liz's?

2. Which sleeping bag is Jerry's?

3. Which tent is Nancy's?



a ☐

b ☐

a ☐

b ☐

a ☐

b ☐

5 Play.



Whose hat is this?



It's Alex's.





recycling




paper



metal



glass

1 What do you know about recycling? Listen and read. 

Science

Help the Earth - Recycle!

Recycling is using something you don't need any more to make something new. This helps the Earth because we don't make so much rubbish.

We can't recycle everything, but we can recycle metal, paper, glass and plastic. For example, we can recycle empty metal cans of soft drinks, boxes and glass bottles. We can use old plastic bottles to make new bottles and also shoes and clothes.

Everyone can recycle: just put metal, paper, glass and plastic in the recycling bins, not in the rubbish. So, next time you clean your room, think: What can I recycle?



VALUE

Help protect the environment.



Project work

Use the Internet to find information about recycling. Select the information you think is interesting/important and use it to make a PowerPoint presentation.



plastic

There is **someone** at the door.
There is **something** on the table.
Everyone can recycle.
We can't recycle **everything**.



2 Read again and write T for True or F for False.

1. Recycling is making new things from old things.
2. Recycling makes rubbish.
3. We can recycle everything.
4. We can recycle metal, paper, glass and plastic.
5. We can make shoes from old jars.
6. We can make clothes from plastic bottles.

<input type="checkbox"/>
<input type="checkbox"/>
<input type="checkbox"/>
<input type="checkbox"/>
<input type="checkbox"/>
<input type="checkbox"/>

3 Look at the pictures and write someone, something, everyone, everything.



1. _____ is putting
bottles in the recycling bin.



2. _____ recycles at
school.



3. There is _____ in
the rubbish bin.



4. Mary puts _____ in the
bag.

4 Talk about the picture. Use someone, something, everyone, everything.



There's something
behind the bookcase.



7

Let's play

1 Play.



jar

There's **no one** in the house.
 There's **nothing** on the table.
 There isn't **anyone** on the bus.
 There isn't **anything** in the fridge.

What are these?

2

What's in the rubbish bin?

1

3 What do we do with bottles, cans and boxes?

4

Is there anyone in the tent?

6

What's this?

5

Is this metal?

7

Can we recycle this?

8

Is there anything in the fridge?

9

What's this?

10

Is there anyone in the sleeping bag?

FINISH

Project



- 1 Choose something you don't need any more.



Use an old jar that you don't need any more.

- 2 Change it and make something new.



Paint flowers, birds or other things on the jar.

- 3 Show and tell.

This was an old jam jar. I washed it and decorated it. Now it's a pencil holder.



7

Story time

The lost boy 2

1 Who's the lost boy? Listen and read. 

'What's that noise, Amin?' asks Kelly. 'It's nothing, silly. Maybe a bird. Let's get our things and go home,' says Amin. 'Yes, OK,' says Kelly. 'Kelly, is this yours?' asks Amin. 'No, it isn't,' says Kelly. 'Then whose is it?'



'It's my cat's,' says a voice behind the trees. 'Amin, look! It's a little boy! What are you doing behind the tree, little boy?' says Kelly. 'What's your name?' 'I'm Adam,' says the little boy.



'I'm lost. Can you help me?' asks Adam. 'You're lost?' says Kelly. 'Yes, and I lost my cat, Tiger, too.' 'Where do you live?' asks Amin. 'I don't know,' says Adam. 'That's OK. Let's go to the police station and find your parents.'



A little later, Adam is at his house. 'Mum! Dad!' 'Oh, Adam, we were very worried.' 'I'm so sad, Mum. I lost Tiger.' 'No, dear. Tiger is here. Look!'



VALUE Be helpful to others.

Oh, Tiger! You're here! I'm so happy!



Revision 7

1 Read and circle.

1. This sleeping bag isn't **mine** / **my**. My sleeping bag is green.
2. Mary has got a tent. Her tent is black. That blue tent isn't **she** / **hers**.
3. **A:** Are these Jim's trainers?
B: No. They aren't **him** / **his**.
4. **A:** Girls, is that cat **yours** / **your**?
B: No, it isn't **us** / **ours**.
5. This isn't our car. It's **their** / **theirs**.

2 Listen and circle.

1. Simon is taking old books and paper to the **recycling bin** / **rubbish bin**.
2. The bin outside Simon's house is for **glass** / **paper**.
3. The **glass** / **paper** recycling bin is near the school.
4. Nina has got lots of **cartons** / **cans** of orange juice.
5. She has also got **plastic** / **metal** plates, spoons and forks.
6. There are recycling bins for **metal** / **glass** and plastic near the supermarket.

3 Play with your partner. Say and point.



Amazing animals 8



gorilla



snail



panda



rhino



heavy

Do a quiz

1 How much do you know about animals? Do this quiz and find out!

ANIMAL EXPERT OR NOT?



1

Which is bigger?

- a. a gorilla
- b. a monkey



2

Which elephant has got smaller ears?

- a. the African elephant
- b. the Asian elephant



3

Which camel has got more humps?

- a. the Arabian
- b. the Bactrian



4

Which is heavier?

- a. the panda
- b. the polar bear



5

Which is faster?

- a. a tortoise
- b. a snail



6

Which is stronger?

- a. a rhino
- b. a hippo



VALUE

Know about the animal kingdom.

2 Talk to your friend.

Which is bigger, a gorilla or a monkey?

A gorilla is bigger than a monkey.

Elephants are bigger than rhinos.

strong – stronger
big – bigger
heavy – heavier
much/many – more

Smart kids



brain



flowerpot




intelligent

1 What is Greg's book about? Listen and read. 

The children are in Anna's garden.
Greg is reading his new dinosaur book.



Mine is Utahraptor. It was more dangerous than T. rex.



T. rex had a big brain, but Troodon was more intelligent.




Um...Greg, I found something. Come here.



It's a Utahraptor tooth!



What is it then?



2 Read again and act out the story.

VALUE Investigate the world around you.



dangerous



dinosaur

Utahraptor was **more dangerous than** T. rex.



3 What's wrong with these sentences? Read and correct them.

1. Anna's favourite dinosaur is Troodon.

2. Greg's favourite dinosaur is T. rex.

3. Greg thinks Utahraptor was very scary.


4. Anna says that T. rex had big teeth.

5. T. rex was more intelligent than Troodon.

6. The children find a dinosaur tooth.

4 Look and compare.

Troodon had a bigger brain than Stegosaurus. It was more intelligent than Stegosaurus.



Stegosaurus



Troodon

Our world




beak

horns

spots

claws



- 1 What do you know about dinosaurs? Listen and read. 

Science



Dinosaurs

The 'terrible lizards' lived on Earth 245 million years ago. What did they eat?
How big were they? Here are some amazing facts about them.



1


Gallimimus had a small head, big eyes, a beak and a long neck. It looked like an ostrich, but it didn't have wings. It had two arms and a long tail. Gallimimus was an omnivore. It ate both animals and plants.

Tyrannosaurus rex was one of the biggest carnivores. It had strong legs and short arms with sharp claws. Its head was as big as a small car. It had very strong teeth.




2

Diplodocus was longer than most other dinosaurs. It was as long as two buses and a car! It had a very long neck and ate plants and tree leaves. It was a herbivore.



3

VALUE

Learn about creatures of the past. Project work 

Use the Internet to find information about another dinosaur. Select the information you think is interesting/important and use it to make a poster.



ostrich

Its head was **as big as** a small car.
It was **as long as** two buses and a car.



2 Read again and complete.

1. _____ lived on Earth 245 million years ago.
2. Gallimimus had a beak, big eyes, and a long neck and looked like an _____.
3. Omnivores ate _____ and _____.
4. Diplodocus was a _____.
5. _____ was one of the biggest carnivores.
6. Herbivores ate _____ and _____.

3 Listen and number (1-4).



a



b



c



d

4 Look at activity 1 and play.

It was as long as two buses and a car.

Diplodocus.



Let's play



kitten



bunny



cub



chick

Why do you like giraffes?

Because they're tall and pretty.

1 Look and choose. Then say. Use the adjectives.

pretty

cute

big

small

scary

thin

tall

long

short

heavy

intelligent

dangerous

interesting


boring

strong

fast

funny

noisy



Why do you like kittens?

Because they're cute and funny.

Project

English

- 1 What's Kinah's favourite animal? Listen and read.


My favourite animal

Malayan tigers live in forests in Malaysia and parts of Thailand. They are orange with black stripes. Malayan tigers are smaller than many other tigers, but they are very strong.

Malayan tigers are very good hunters. They hunt and eat large animals like monkeys, deer or goats. They can even eat small elephants.


Malayan tigers like to swim and play in rivers and lakes.

I like Malayan tigers because they are very strong and beautiful animals.



- 2 Read again and complete Kinah's plan.

1. Where do they live?



Malayan tigers

2. What do they look like?

3. What do they eat?

4. Interesting facts

5. Why do you like them?

Writing tip

Write about your favourite animal.

- Choose an animal you want to write about.
- Answer important questions about it, such as:
Where does it live? What does it look like?
What does it eat? Why is it interesting? Why do you like it?
- Write down your answers in a plan.
- Use that information to write about that animal.
- We use *because* to give the reason for something, e.g. *I like Malayan tigers because they are very strong and beautiful animals.*

Tiny and Leo 1

1 Who are Tiny and Leo? Listen and read.

There once was a cute little mouse. His name was Tiny. He was smaller than his other mouse friends, but more intelligent. Tiny was in the forest one day looking for food, when he saw a mango. He tried to carry the mango, but it was too heavy. Tiny tried and tried, but nothing happened.



A hungry and very dangerous snake sitting in the mango tree saw the mouse and said, 'I can help you carry the mango, little mouse. I can carry it in my mouth.' Tiny knew that the snake wanted to eat him. He was very scared.






Leo the lion heard the snake talking to the mouse. 'That snake is going to eat the little mouse. I'm going to save it,' thought the lion.



The snake opened its mouth to eat Tiny. Leo was behind the snake now. 'Don't touch the little mouse,' Leo said. He picked up the snake and threw it far away.



Tiny was very scared. He hid behind the mango. Leo picked up the mango and Tiny with his big claws and opened his big mouth...

Let's Read 4

Modules 7 & 8



bamboo



medicine



back



princess



sword



village

1 Read and tick the best title for the story. Listen, read and check your answers.

- A. The King of the Crocodiles ☐
- B. Badang the Brave ☐
- C. The Old Man and the Crocodile ☐

Badang was a doctor and he helped many people. One day, while he was walking by a bamboo field, an old man came up to him.

'My daughter is ill,' the old man said to Badang. 'Please come to the palace and save her. I can give you a lot of gold.'

'The palace? Who is this old man?' thought Badang. But he wanted the gold, so he said, 'Of course I can help.'

'Come with me into the river,' said the old man – and he turned into a crocodile. Badang was scared. 'I don't have medicine for crocodiles,' he said, 'and I can't swim!'

'In our palace, we are not crocodiles, we become people like you,' said the crocodile. 'You don't need to swim; I am the king of the crocodiles, and I can carry you.'

So, Badang sat on the crocodile's back and went to the palace. The king's daughter, the princess, was very ill – but Badang saved her. The king was very happy. 'Take all the gold you want,' he said, 'and take this jewelled sword too. But don't tell others about us. You must promise to keep our secret.'

'I promise!' said Badang. But when he got back to his village, he told his friend, Tabiko about the crocodiles. Tabiko was excited; he started to think about how he could get some of the crocodile king's gold too.



VALUE Keep your promises.

2 Read again and put the pictures in the correct order (1-5).



3 Read again and answer the questions.

1. Why does Badang decide to help the old man?

2. How does Badang feel when the old man turns into a crocodile?

3. How does Badang go to the crocodile king's palace?

4. What does Badang do at the palace?

5. What does Badang promise the king?

4 Look at the summary below. Two of the sentences are wrong. Cross them out.

An old man wants Badang to help his daughter. It turns out the old man is the crocodile king! Badang knows how to swim. He goes with the crocodile king to the palace and saves the princess. The king gives him gold and a jewelled sword. Badang asks the king for more gold. The king doesn't want people to know about the crocodiles. However, Badang tells his friend, Tabiko. Tabiko starts to think about how he can get the crocodile king's gold.

5 Read again and act out the story.

- 6 Talk to your friend. Do you think the crocodile king is going to find out that Badang broke his promise? What do you think he is going to do?**

Project work

Use the Internet to find another interesting Malaysian folk tale. Make notes and present the story to the class.

Revision 8

1 Read and complete.

1. Tortoises are _____ (big) snails.
2. Pandas are _____ (heavy) monkeys.
3. Rhinos are _____ (strong) hippos.
4. Utahraptor was _____ (dangerous) T.rex.
5. Troodon was _____ (intelligent) T.rex.
6. Bunnies are as _____ (cute) kittens.
7. Diplodocus was as _____ (long) two buses and a car.

2 Listen and circle.

ANIMALS

1. Which animal is more intelligent?
a. the dolphin
b. the monkey
2. How many cubs do cheetahs have?
a. one to two
b. three to five
3. What are pandas?
a. herbivores
b. omnivores
4. Which snake is bigger?
a. the green anaconda
b. the python

3 Read and complete.

dangerous flowerpots spots
dinosaurs heavy

1. Look at this kitten. It's brown with white _____ on its back.
2. Don't be afraid of the panda. It's not _____.
3. My little cousin loves reading books about _____.
4. There are beautiful green _____ in my grandmother's garden.
5. My bag is really _____ because I put all my books in it.

4 Talk about you, your family and friends with your partner.

tall

young

short

beautiful

old

heavy

intelligent

thin

funny

strong

I'm as tall as my brother.

I'm stronger than my brother.

Get active! 9



easy



hard



popular



fun



cycling

Sing a song

1 Listen and number (1-6). Then sing.

Sports



a



b



c

I like ice-skating
Because it's fun.
And I love playing tennis
Because I'm number one.

I enjoy swimming
And cycling, too
They're both very easy.
You can do them, too!

I hate doing gymnastics
It's very boring.
But I love playing football
especially when I'm scoring!



d



e



f

2 Rewrite the song in cursive.

VALUE

Lead an active life.

3 Look and say.

I like playing
basketball because
it's fun.

I hate playing
basketball because
it's hard.

I like ice-skating because it's fun.
I don't like cycling.
I love playing tennis.
I enjoy swimming.
I hate doing gymnastics.

like
don't like
love
enjoy
hate



popular
fun
easy
hard
boring
exciting

Smart kids



race



javelin



high jump

1 Who's the javelin champion? Listen and read.

It's sports day at school. The children are outside doing different sports.

I love sports day.

I don't like sports day.



1

This is the easiest race of all!



2

Wow! She is the best high jumper in our school.



3

I'm not good at the high jump.



4

Carlos is the strongest boy in the school.



5

Greg is better than me.



6

Yeah! I'm the javelin champion!



7

2 Read again and act out the story.

VALUE Believe in yourself.





champion

This is **the easiest** race of all.
She is **the best** high jumper **in** the school.

strong – stronger – **the strongest** bad – worse – **the worst**
easy – easier – **the easiest** good – better – **the best**



3 Match the pictures with the sentences.

1. He loves sports day.
2. He's the best runner.
3. She's the best high jumper.
4. He's the javelin champion.



a ☐



b ☐



d ☐

c ☐

4 Listen and tick (✓).



1. Who's the best high jumper?
2. Who's the worst at throwing the javelin?
3. Which sport is easier for Tina?

a ☐

Tina

b ☐

Brad

a ☐

Tina

b ☐

Brad

a ☐

running

b ☐

high jump

5 Play the memory game.



School Champions



Stella
high jump



May
running
swimming



Nadia
javelin
windsurfing

She's the best high jumper.

Yes, that's right.

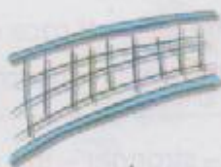
Is it Stella?



Our world



bat




net



ice hockey



cricket

- 1 What are the most popular sports in China, Russia and Australia?
Listen and read. 

WHICH IS THE MOST POPULAR SPORT IN YOUR COUNTRY?



1

Hello! My name's Nukia Lee and I'm from China. Table tennis is one of the most popular sports in my country. You play the game on a table with a net. Two or four players hit a ball back and forth with bats. My brother thinks that it's one of the most boring sports in the world, but I think that it's a lot of fun.

Project work

Use the Internet to find information about another popular sport. Select the information you think is interesting/important and use it to make a PowerPoint presentation.



2

Hi! My name's Natasha and I'm from Russia. One of the most popular sports in my country is ice hockey. You play this sport on a hockey rink. There are six players in each team and they all wear skates, gloves, helmets and kneepads. They use sticks to play the game. I think that it's the most exciting sport in the world.



3

Hello! My name's Neil and I'm from Australia. One of the most popular sports in my country is cricket. In a cricket match there are two teams. Each team has got eleven players. They wear gloves, helmets and pads and they use a bat to hit the ball. I think cricket is the most interesting sport of all.



kneepad

Table tennis is one of **the most popular** sports in my country.
Cricket is **the most interesting** sport in the world.

popular - more popular - the most popular
boring - more boring - the most boring
exciting - more exciting - the most exciting



2 Read again and write T for table tennis, I for ice hockey or C for cricket.

1. The players wear skates in this sport.
2. Two players can play this sport.
3. Players use bats in this sport.
4. Players wear helmets and gloves.
5. Players use sticks in this sport.

_____ and _____
_____ and _____

3 Listen and match.



a. basketball

What do the boys think?

1. Which is the most difficult sport?
2. Which is the most popular sport?
3. Which is the most dangerous sport?
4. Which is the easiest sport?

☐
☐
☐
☐

g. cricket



b. ice hockey



c. football



d. karate



e. table tennis



f. gymnastics

4 Think about sports. Ask and answer questions.

exciting

hard

dangerous

popular

interesting

boring

Which is the most exciting sport?


I think tennis is the most exciting sport.



9

Let's play

I'm **very good at** basketball.
He is **good at** football.
She's **not good at** tennis.

- 1 Read and write VG = very good, G = good or NVG = not very good about you. Then ask your friend. 


Are you good
at basketball?



No. I'm not very
good at basketball.



	You	Your friend
basketball		
running		
jumping		
swimming		
football		
tennis		
gymnastics		


- 2 Talk about your friend. 

Lucy is not very good
at basketball. She's
good at running.



Project

English

- 1 Who's Zara's favourite athlete? Listen and read. 

My favourite athlete

My favourite athlete is Nicol David. She is a famous Malaysian squash player. Her nickname is 'Duracell Bunny' because she's very good at moving fast around the court. Nicol began winning international championships when she was only thirteen years old. I think she is the best squash player in the world!

- 2 Read again and complete.

- | | |
|--------------------|-----------------------|
| 1. Name: _____ | 4. Nationality: _____ |
| 2. Sport: _____ | 5. Good at: _____ |
| 3. Nickname: _____ | 6. Zara thinks: _____ |

Writing tip

Write about a famous person.

What's his/her name?

What does he/she do?

Where is he/she from?

What is he/she good at?

What do you think of him/her?

9

Story time

Tiny and Leo 2


1 Did Tiny help Leo? Listen and read.

'Please don't eat me,' said Tiny. 'I'm not going to eat you, little mouse,' Leo said. Leo carried Tiny and his mango home. 'Thank you for helping me. I'm going to help you, too, one day,' said Tiny, and he waved goodbye to Leo. 'How can the smallest mouse in the forest help me?' Leo said as he walked away.




1

The next day was the lion race. Leo ran in the race and won. He was the fastest lion in the forest and the new champion. After the race, Leo was very thirsty so he went to the river to drink some water.



2

Two lion hunters were behind a big tree. 'That's the fastest lion in the forest and the most difficult to catch. I'm going to catch it with this net,' said one of the hunters. The hunters tied the net to the tree and left.



Leo was very tired. He walked to the big tree to rest. Leo didn't see the hunters' net. He got caught in it. 'Help! Help!' he shouted. Tiny heard Leo shouting and ran to help.



Tiny saw Leo in the net. 'I'm small, but I can help you. I'm very good at climbing.' Tiny climbed to the top of the net and cut the rope with his teeth. Leo was free. 'Thank you,' Leo said, and the two best friends walked into the forest together.



VALUE No act of kindness, no matter how small, is ever wasted.

Revision 9

1 Read and complete.

champion sticks race easy best net difficult kneepads rackets

1. I enjoy cycling because it's _____ and fun.
2. Fay doesn't like ice hockey because it's _____.
3. John can throw the javelin the farthest of all. He's the javelin _____.
4. Sue is the _____ high jumper in our school.
5. This is the easiest _____ of all!
6. You play table tennis on a table with a _____.
7. You need _____ to play tennis.
8. In ice hockey, players wear gloves, helmets and _____. They use _____ to play the game.

2 Listen and number (1-4).



3 Answer about yourself. Then ask your friend.

1. What's your favourite sport? _____
2. Do you like cycling? _____
3. What's the most dangerous sport? _____
4. Are you good at running? _____
5. What's the easiest sport? _____

What's the matter? 10

Sing a song



1 Listen and sing. Then match.



a.

What's the matter?

Hey, what's the matter?
I've got a stomach ache.
Why? Why? Why?
Because I ate ten pancakes!



c.

Hey, what's the matter?

I've got earache.
Why? Why? Why?
Because I swam in a cold lake!



b.

Hey, what's the matter?

I've got toothache.
Why? Why? Why?
Because I ate chocolate cake.



d.

Hey, what's the matter?

I've got a headache.
Why? Why? Why?
I don't know! But it aches, aches, aches!

2 Rewrite the song in cursive.

VALUE

Remember that your behaviour affects your health.



3 Play.

What's the matter?
Have you got
toothache?



What's the matter?
I've got a sore throat.

No, I haven't. I've
got a headache.



Smart kids

1 What's the matter with Anna? Listen and read.



break



fever



cut

bleed



medicine

Anna broke her leg. She's in hospital.

Nice cast, Anna. Can we write on it?




Sure.

1

It's time for Anna to sleep. Her friends don't want to go home.

Can we stay longer, please?



No, children. It's time to go. Anna should sleep.

2

That afternoon...

What's the matter, Greg?

I don't feel well.



You're really warm, Greg. You've got a cough and a fever. We should go to the hospital.

3

Sandy is playing tag at the park.

Ouch!

Sandy, what's the matter?



I hurt my leg. It's bleeding!

4

Greg and Sandy are in hospital now.

Sandy, you should clean your cut and change the plaster.

Greg, you should take some medicine and sleep.



5

Greg? Sandy? What are you doing here?

Oh hi, Anna. Now we can stay longer.



6

2 Read again and act out the story.

VALUE

Look after your friends.





cast



plaster

You **should** take some medicine.
He **should** clean his cut.



3 Read again and complete.

1. Anna broke her leg. Her leg is in a _____.
2. The nurse says that Anna _____.
3. Greg has got a cough and a fever. He _____ to the hospital.
4. Sandy hurt her leg. She _____ the cut.
5. The doctor says Greg _____ some medicine.
6. The doctor says Sandy _____ the plaster.

4 Listen and match. There are two extra people.

1. Steve 2. Kelly 3. Tommy 4. Brad 5. Lisa



5 Look at activity 4 and choose a person. Then give advice. Use should.

- take some medicine
- sleep
- eat a light dinner
- drink lots of water and hot tea

He's got a fever.

It's Brad. He should take some medicine and sleep.





socket



matches



burn



hob

oven

Social
Studies

- 1 What should you do to stay safe at home? Listen and read.
Then match the rules (1-7) to the pictures (a-g).

Safety at home

Stay safe at home by following these easy rules.

1

You shouldn't
play with knives.



a

2

You shouldn't touch
cleaning products.



c

3

You shouldn't play
with matches.



d

4

You shouldn't touch
the oven when it's hot.



e

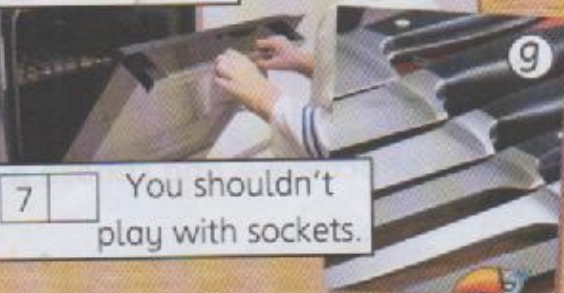
5

You shouldn't run up
and down the stairs.

f

7

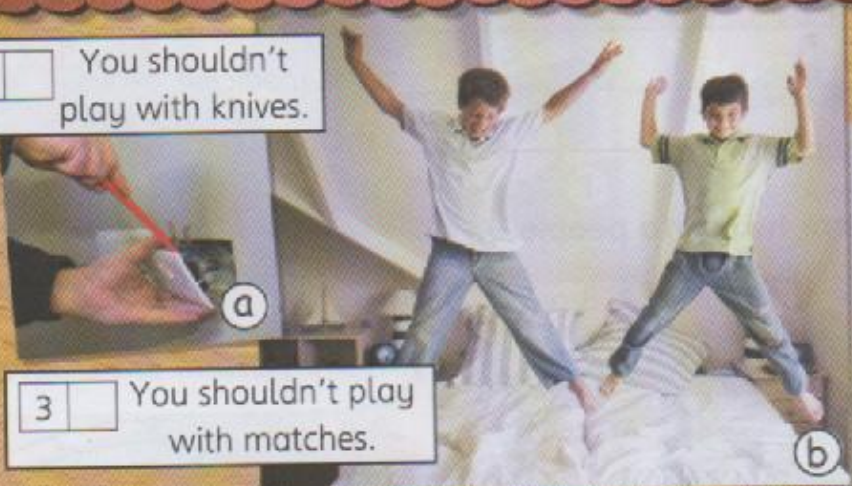
You shouldn't
play with sockets.



g

6

You shouldn't jump
on your bed.



b

VALUE

Always follow safety rules at home.

Project work

Use the Internet to find information about other safety rules at home. Select the information you think is interesting/important and use it to make a poster.



stairs



cleaning products

You **shouldn't** play with matches.
 She **shouldn't** run on the stairs.
 They **shouldn't** play with sockets.



2 Read again and circle.

1. You **should** / **shouldn't** touch the oven when it's hot.
2. You **should** / **shouldn't** touch cleaning products.
3. You **should** / **shouldn't** walk up and down the stairs.
4. You **should** / **shouldn't** play with matches.
5. You **should** / **shouldn't** be careful with knives.
6. You **should** / **shouldn't** play with sockets.

3 Listen and number (1-4). 



a



b



c



d

4 Look at the pictures in activity 3 and say what the children 'should' or 'shouldn't' do. 



He **shouldn't** play
with matches.

Let's play



sunburn



jellyfish



sunscreen

Should	I you he she we they	eat more sweets?	Yes, No,	I you he she we they should. shouldn't.
--------	-------------------------------------	------------------	-------------	--

1 Play.

1 There are jellyfish in the sea. Should you swim?

2 What's this?



3 What are these?



4 You have got a bad cut. Go to 2 and get a plaster!

5 Should Sam eat before swimming?



8 Should Mandy eat more sweets?



7 You are going to get sunburn. Go back one space and get sunscreen.



6 What's this?

12 Is this a plaster?



9 What should Bill do?



10 Paul has got a headache. What should he do?



11 What should Frank take for his sore throat?



13 What's the matter with Bobby?



Finish

Project

1 Make a safety poster.



Draw a picture of a beach with people on a piece of white card. Think about what people should and shouldn't do at the beach. Write sentences using should and shouldn't.



Colour in your drawings and write the title 'Beach Safety' at the top of the card.

2 Show and tell.

You should wear sunscreen at the beach. You shouldn't play with matches.



Reading time



germs




microscope




soap

1 What are germs? Listen and read. 

What are germs?



They live in you, on you and around you, but you can't see them. What are they? They're germs. Germs are tiny living things. You can see them only through a microscope. Some germs can make you ill, so doctors work hard to learn more about them.



Germs like to live in warm, wet and dark places. They get inside your body through your eyes, mouth and nose, and when you cut yourself.

There is something we can do to stop germs. Don't touch your eyes, mouth or nose with your hands. Germs hate soap and water, so you should always wash your hands before you eat.





wet



dark



ill

2 Read again and answer the questions.

1. Can you see germs? _____
2. Why do doctors want to learn more about germs? _____
3. What places do germs like? _____
4. How can we stop germs? _____

3 Glitter is like germs. What do you have to do to clean it? Read and do.

You need...



hand cream



soap



glitter



paper towels

- 1** Put hand cream on your hands.



- 2** Put glitter on your hands.



- 3** Clean your hands with paper towels.



- 4** Wash your hands with water.



- 5** Wash your hands with soap and water.



Let's Read 5

Modules 9 & 10



poor



rich




wood



cave



rock

- 1 Look at the title of the story and the picture. Guess what the story is about. Listen, read and check your answers. 

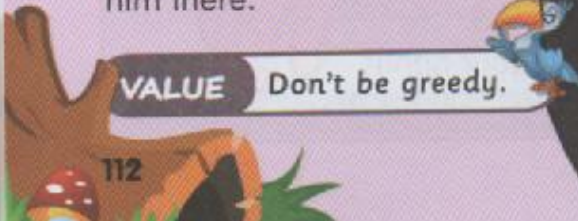
In Persia many years ago, a very poor man, Ali Baba, lived with his wife and three children. Ali Baba cut wood and sold it to buy food for his family. He had a brother, Cassim, who was rich, but he always wanted more money.

One day, Ali Baba went to the forest to get wood. There, he saw forty thieves with bags of treasure outside a cave with a large rock door. Suddenly, their leader raised his arms and said 'Open Sesame.' The men went into the cave and a little later came out without the bags.

When they left, Ali Baba went into the cave and found many bags of treasure. He took two small bags and went home. He told his wife and his brother, Cassim, about the cave.

Cassim wanted some of the treasure too, so he went to the cave. As he filled his bags, he said 'I'm the richest man in town.' When he was ready to leave, he couldn't remember what to say to open the door. He couldn't get out and later the thieves found him there.

Ali Baba & the 40 Thieves



VALUE

Don't be greedy.

2 Match the pictures with what happened in the story.



1



2



3



4

- a. Ali Baba told his wife and brother about the treasure.
- b. Cassim was happy because he was very rich.
- c. Ali Baba learnt about a cave where some thieves kept their treasure.
- d. Cassim forgot the words to say to open the door.

3 Read again and choose a or b.

1. What did Ali Baba go into the forest to get?
 - a. wood
 - b. food
2. What did the thieves do in the cave?
 - a. They put their treasure in it.
 - b. They took the treasure from it.
3. How much of the treasure did Ali Baba take?
 - a. many bags
 - b. only a few bags
4. Cassim _____.
 - a. had lots of money
 - b. didn't have much money
5. What did Cassim forget?
 - a. where the door was
 - b. how to open the door

4 Read the summary below and correct the mistakes in the lines indicated.

Ali Baba and his cousin, Cassim, lived in Persia many years ago. Ali Baba was a good man, but he was poor. His brother, Cassim, was poor but he wanted more money. Ali Baba saw four thieves. Their leader raised his hands and said 'Open Sesame' outside a cave. Cassim saw them go into the cave. When the thieves came out, they had no treasure with them. Ali Baba went into the cave after the thieves left and took many big bags of treasure. Cassim went to the cave to get some treasure, too.

1. _____
2. _____
3. _____
4. _____
5. _____

5 Read again and act out the story.

6 Talk to your friend. How were Ali Baba and Cassim different? Why do you think Ali Baba didn't try to take more of the treasure?

Project work

Use the Internet to find out what happens in the story. Make notes and present the ending to the class.

Revision 10

1 Read and complete with should or shouldn't.

1. You _____ eat before you swim.
2. You _____ always put on sunscreen when you are at the beach.
3. You _____ touch the oven when it's hot.
4. You _____ clean the cut and put a plaster on it.
5. You _____ touch cleaning products.

2 Listen and number (1-4).



a



b



c



d

3 Choose one of the situations below and ask your partner for advice. Use should or shouldn't and the ideas below.

I'm very tired.



I have toothache.



I have a sore throat.



- go to the dentist's
- eat sweets
- sleep more
- eat fruit and vegetables
- take medicine

- stay up late
- brush your teeth
- eat ice cream and drink cold drinks
- drink some hot tea

A: What's the matter?

B: I'm very tired.

A: You should sleep.

CLIL 5 p. 133

Life Values 2 p. 136

Video Worksheet p. 156

Cursive Writing

Look and copy.

A a B b C c D d E e

F f G g H h I i J j

K k L l M m N n O o

P p Q q R r S s T t

U u V v W w X x

Y y Z z



Cursive Writing

Look and copy.

Trace and write.

Malaysia Malaysia

The US The US

The UK The UK

Mexico Mexico

Brazil Brazil

Korea Korea

China China

Look and copy.

Cursive Writing

1. We're all friends from
around the world.

2. We've got each other.

3. We're not alone.

4. My name is Aina.

5. I'm from Malaysia.

Answers to quizzes

• Answers for Module 3 quiz

Score:

- | | |
|---------|------|
| 1. a. 2 | b. 0 |
| 2. a. 2 | b. 0 |
| 3. a. 0 | b. 2 |
| 4. a. 2 | b. 0 |
| 5. a. 0 | b. 2 |
| 6. a. 2 | b. 0 |

Mummified 0-4

Mummies? What mummies? You don't know anything about mummies or ancient Egypt. There are great TV shows about mummies. Watch them!

Mummy friendly 6-8

You don't know a lot about mummies, but at least you know what they are. It's a good idea to check the Internet or read a book about them and find out more.

Ancient Egyptian 10-12

Are you sure you aren't an ancient Egyptian? You know everything there is to know about mummies. Good job!

• Answers for Module 5 quiz

Score:

- | | | |
|---------|------|------|
| 1. a. 0 | b. 2 | c. 1 |
| 2. a. 1 | b. 0 | c. 2 |
| 3. a. 2 | b. 1 | c. 0 |
| 4. a. 0 | b. 1 | c. 2 |
| 5. a. 2 | b. 1 | c. 0 |
| 6. a. 0 | b. 1 | c. 2 |

Out of shape 0-4

You're not healthy. Eat right and exercise more.

Health friendly 5-8

You're healthy, but you can do more. Try harder.

Healthy and fit 9-12

You're a very healthy person.

• Answers for Module 8 quiz

Score:

- | | |
|---------|------|
| 1. a. 2 | b. 0 |
| 2. a. 0 | b. 2 |
| 3. a. 0 | b. 2 |
| 4. a. 0 | b. 2 |
| 5. a. 2 | b. 0 |
| 6. a. 2 | b. 0 |

Stuffed animal collector 0-4

The only animals you know about are your stuffed animals. You don't even watch TV shows about animals. Visit the zoo to learn more.


Animal friendly 6-8

You know some things about animals, but there's a lot more to learn. Find out more on the Internet.


Animal expert 10-12

You know everything about animals. Good for you!

Phonics 1

1 Listen and say. 



2 Listen and chant. Then circle the /s/ sounds with red, the /z/ with blue and the /iz/ sounds with green. 

Busy Bob

He runs, he stands and then he walks.
 He reads, he writes and then he talks.
 He rides his bike, he flies his kite.
 He sits and watches trains go by.
 He plays, he swims, he catches fish.
 And then he eats his favourite dish!



2

Phonics

1 Listen and say.

Where is
the zoo?

ere /eə/

It's over there.



where



there



air /eə/



hair



chair

ear /eə/



pear



bear

2 Listen and chant. Then circle the words that have the /eə/ sound.



The bear

Look over there!
Look over there!
It's a big brown bear
A big brown bear!

Where? Where?
It's over there!
A big brown bear
Is sitting on a chair
And it's eating
A big green pear.

1 Listen and say. 

ed /t/



watched



walked

ed /d/



smelled



listened

ed /ɪd/



invented



painted


2 Listen and chant. Then circle the /t/, /d/ and /ɪd/ sounds. 

In the past

In the past people liked this city.
 They talked about it, it was pretty.
 They lived here in this place,
 Invented things, painted their face.
 They fished in the river, played in the sun.
 They always had lots of fun.



Phonics

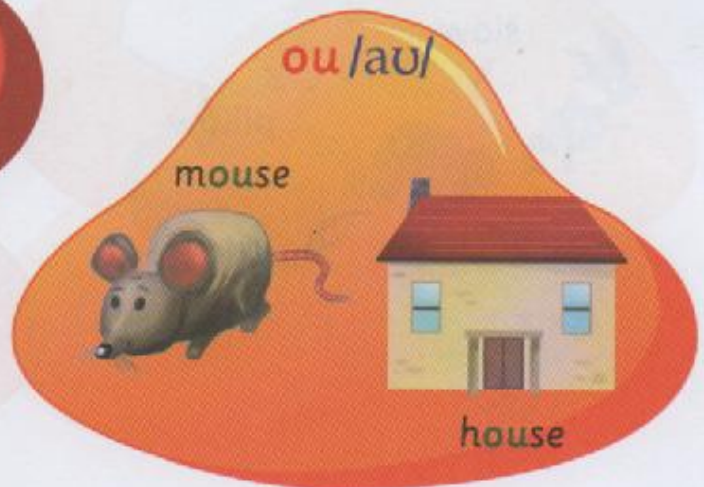
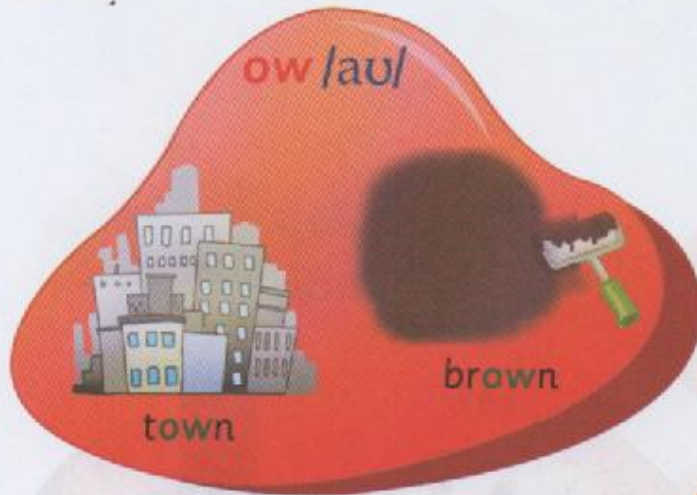

1 Listen and say. 2 Listen and chant. Then, underline the /ɔɪ/ sounds. 

In the house

The boys have got many toys
But they play with their coins.

The boys play with coins
And they make a lot of noise.

Sit down, boys.
Play only with your toys.
And don't make noise.
Don't make noise!





1 Listen and say. 2 Listen and chant. Then, underline the /au/ sounds. 

The brown house

In a small town
 There is a brown house.
 A cow is on the house,
 And it can't get down.
 It can't get down!

6

Phonics

1 Listen and say. 2 Listen and chant. Then, circle the /əʊ/ sounds and underline the /aʊ/ sounds. 

In the town of Small Bay

In the town of Small Bay
It's a sunny day.
A cow is near the tree
What does it see?

In the town of Small Bay
Two boys are playing
They're throwing pillows
Out of the windows

Every day they play, play, play
In the town of Small Bay.

1 Listen and say. 2 Listen and chant. Then, circle the /ei/ sounds and underline the /ai/ sounds. 


On the train

We are on the train
Look at the rain
Look at the rain!

I want to go home
And make two pies
One with dates
And one with rice!

I want to go home
And play with my sister, Fay
Play, play all day!

Phonics

1 Listen and say. 2 Listen and chant. Then circle the silent letters. 

My cat

At night, at night
I sit with my cat, Kate.
It's small and cute.
Its tail is long and straight.

Come Kate, come Kate
Come sit on my knee.
Let's sit together
Just you and me.

Phonics

1 Listen and say. 

or /ɔ:/

boring



orca

ar /ɑ:/

jar



far


er /ə/



brother



jumper



2 Listen and chant. Then mark the /ɔ:/ sounds with red, the /ɑ:/ sounds with blue and the /ə/ sounds with yellow. 

Our farm

This is my brother
with the yellow jumper.
He's in our car
With his friend, Ammar.

This is our farm
We've got forty horses,
Camels, goats and cats
And twenty-four ducks.

Phonics

1 Listen and say. 2 Listen and chant. Then, underline the /3:/ sounds. 

The nurse

Look at the girls.
They're playing on the farm.
Ouch! Ouch! Ouch!
My arm, my arm!

Where's the nurse?
Where's the nurse?
She's over there
With the purple skirt.

CLIL 1

Modules 1-2

Social Studies



library



country



special



strange



forest

- 1 Look at the title and the pictures. What is strange about these schools? Then listen and read.

STRANGE SCHOOLS



A boat comes to my house every morning. This boat is my school! It has got a classroom, a library and a computer. There are twenty-two school boats in my country. I want to be a teacher in a school boat, too!

Rafi, Bangladesh



Do you take the bus to school? My school is a bus! There are desks and chairs for forty students. My favourite subject is maths. Lessons are fun in my school!

Malik, Pakistan



My school is special. We have lessons in the forest. We look at the trees, play games and read stories. In art class, we find things in the forest and make toys. We walk and run, too. I'm happy at Forest School!

Mia, Canada

- 2 Read again and tick (✓) Yes or No.

1. The school boat has got computers for twenty-two students.
2. There are two classrooms on the school boat.
3. There are desks for forty students in the bus school.
4. They read stories at Forest School.

Yes	No
<input type="checkbox"/>	<input type="checkbox"/>
<input type="checkbox"/>	<input type="checkbox"/>
<input type="checkbox"/>	<input type="checkbox"/>
<input type="checkbox"/>	<input type="checkbox"/>

Project work

Use the Internet to find information about another strange school. Select the information you think is interesting/important and use it to make a poster.



walnut



brain



vitamin



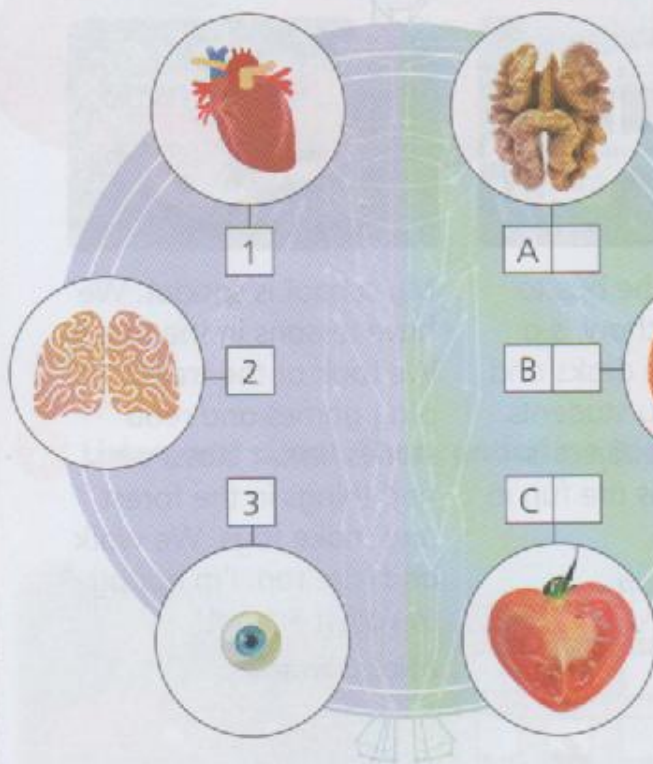
heart



a slice of bread

1 What does each food look like? Look and match. Then listen and read.

How good for you are they?



Walnuts look like a brain and they are good for the brain, too! Eating some walnuts every day can make your brain strong. You can add walnuts to your salad or your cereal.

Cut a carrot and look at a slice. What does it look like? An eye! Carrots have got vitamin A. This vitamin is good for your eyes. You can have some carrot salad for lunch or carrot cake after lunch. See? It's easy!

Cut a tomato in half. Can you see? It looks like a heart and it makes your heart healthy, too. Eating a tomato every day is very good for you. Tomatoes are good for your eyes and hair, too!

2 Read again and write W for walnuts, C for carrots and T for tomatoes.

1. They are good for your hair. ☐
2. You can make a cake with them. ☐
3. You can add them to your cereal. ☐
4. They have got vitamin A. ☐
5. They are good for your eyes. ☐

Project work

Use the Internet to find information about more fruit and vegetables. Select the information you think is interesting/important and use it to make a PowerPoint presentation.



architect



design



show



balcony



mask



roof



famous

1 Listen and read. Then match the pictures to the texts.



Famous
buildings
around
the world



1



2

A ☐ The Sydney Opera House in Sydney, Australia, is a very famous building. Jørn Utzon, a Danish architect, designed it. They started building it in 1957, and they finished it in 1973. The building looks like a sailing boat. There are 1,000 rooms in the Sydney Opera House. You can visit it to watch a show or to eat in one of its restaurants!

B ☐ In 1904, Antoni Gaudí designed a building in Barcelona, Spain. Its name is Casa Batlló because the Batlló family lived there. Today people can visit this amazing building. Casa Batlló is very strange. The balconies look like masks. Look at the walls; they are not straight. What about the roof? Does it look like a hat or a dinosaur? What do you think?

2 Read activity 1 again and tick (✓).

	Sydney Opera House	Casa Batlló
1. It's in Spain.		
2. It looks like a sailing boat.		
3. You can have dinner there.		
4. A family lived there.		

Project work

Use the Internet to find information about famous buildings around the world. Select the information you think is interesting/important and use it to make a poster.



chain



jellyfish



ocean



octopus



energy

important

1 Listen and read. Then match the animals (a-c) to the groups (1-4).



In the ocean: Food Chain

There are millions of plants and animals in the ocean. They are all important because they are all part of a food chain. There are four groups of animals and plants in the food chain.

In group one, there are plants. Plants get energy from the sun. Some plants are very small, but they are very important. Why?

They are important because the animals in group two eat them. Small animals in group two, such as jellyfish, eat plants. Some big animals, such as green turtles, eat plants, too.

In group three, there are many fish and some big animals, such as the octopus. They eat the animals in group two.

Sharks, whales and dolphins are in group four. These animals are big and fast. They are very good at catching other animals, too. They eat the animals in groups two and three.




a



b



c



2 Read again and write T for True or F for False.

1. Group one isn't very important for the food chain.
2. Jellyfish and green turtles eat plants.
3. The octopus doesn't eat animals.
4. Sharks are in the same group as green turtles.
5. Dolphins are bad at catching other animals.

<input type="checkbox"/>
<input type="checkbox"/>
<input type="checkbox"/>
<input type="checkbox"/>
<input type="checkbox"/>

Project work



Use the Internet to find information about sea animals around the world. Select the information you think is interesting/important and use it to make a PowerPoint presentation.



grow



bite



chew



soft



hard



bright

enamel

saliva

gums



germs

1 How often should you visit the dentist? Listen and read. 



Teeth Facts!



We have all got thirty-two teeth. When we are children, we have got twenty teeth. These are our baby teeth, or milk teeth. When we are about six years old, we start losing our baby teeth. Then new teeth grow. They are strong and we keep them for the rest of our lives. That's why we should take care of them! Your teeth help you eat. You use them to bite and chew food. Saliva helps you eat too because it makes your food soft and wet.

It also protects your teeth from germs. The pink parts around your teeth are your gums. The enamel on your teeth makes them white and bright. It's the hardest part of your body!

You should brush your teeth two or three times every day. This way, you keep them clean and healthy... and remember, you should visit the dentist every six months!



2 Read again and complete.

1. People have got _____ baby teeth.
2. We start losing our milk teeth when we are about _____ years old.
3. Saliva protects your teeth from _____.
4. To keep your teeth clean and healthy, you have to brush them two or _____ times every day.

Project work 

Use the Internet to find information about the teeth of different animals. Select the information you think is interesting/important and use it to make a poster.

Life Values 1

Modules 1 - 5

1,000,000

million



hibiscus

- 1 Write five words that come to your mind when you think of Malaysia. Then, listen and read the text about Malaysia.

MALAYSIA

Malaysia is home to about 32 million people. There are many Malay, Chinese and Indian people as well as Ibans, Kadazans and Punjabis. They've all got different customs, traditions, and languages too. Of course, they all have something in common: they're proud to be Malaysian!

This is why every year on 31 August they celebrate Independence Day or 'Hari Merdeka' all together. On that day, everyone can enjoy colourful parades and fireworks. The streets are full of people and Malaysian flags!

The Malaysian flag has got 14 stripes and a blue canton with a yellow crescent, as

well as a star with 14 points. The number 14 is a symbol of unity between the 13 states of Malaysia and the Federal Territories of Kuala Lumpur, Putrajaya and Labuan. The flag has got a nickname too: Stripes of Glory or 'Jalur Gemilang'.

The national animal of Malaysia is the Malayan tiger. It's strong and brave, like the Malaysian people. Like the flag, the Malayan tiger has got a nickname too: Uncle Stripes or 'Pak Belang'.

The national flower of the country is the hibiscus. Its red colour is a symbol of courage and life.

The Malaysian people respect each other and are proud of their country.

- 2 Are any of the words that you wrote mentioned in the text?

VALUES

- Accept each other's differences and similarities. This brings peace and happiness for all.
- Believe in your country and help it achieve its goals.



3 Read again and answer the questions.

1. How many people live in Malaysia?

2. When can you see a lot of Malaysian flags in the streets?

3. How many stripes are there on the Malaysian flag?

4. What is the nickname of the Malaysian flag?

5. What other name has the Malayan tiger got?

6. What is the colour of the hibiscus a symbol of?

4 Draw a picture or make a collage of pictures that show what being Malaysian means to you.

5 Do a survey in groups of four. Complete the table about yourself. Then ask and answer.

	You	Friend 1	Friend 2	Friend 3
1. What is your favourite national celebration?				
2. What is your favourite traditional food?				
3. What is your favourite national symbol?				
4. Why are you proud to belong to the Malaysian nation?				

6 Interview an older relative of yours. Use the questions in activity 5. Report their answers in class.

Project work 

Use the Internet to find more information about Malaysia. Select the information you think is interesting/important and use it to make a PowerPoint presentation.

Life Values 2

Modules 6 - 10



turtle




turkey



carrot




controller

1 Listen and answer. Which is the best title for the story? Then read. 

a. A smart teacher

b. Dylan learns a lesson

c. A helping hand



It was a Wednesday afternoon and Dylan was in his room. His brother, Vincent, came in. 'I've got the new Race it! game. Let's play!' he said. 'I can't. I've got a project to do,' said Dylan. 'It's on a dinosaur species – the... Dilong. Boring!'

'I know about the Dilong! I did a project about it three years ago. Listen. Take my project. You don't have to do anything. Can we play now?' said Vincent. 'Erm... OK,' said Dylan.

The next day at school, Mr Day asked Dylan to present his project. Dylan didn't know anything about the Dilong. He started talking. 'Erm...the Dilong is one of

the... biggest dinosaurs – it liked eating turkeys and... carrots. It looks like a... turtle but it's...erm... bigger than... the T. rex.' But the Dilong was smaller than the T. rex!

Mr Day said 'Dylan, did you do this project yourself?' 'No...' said Dylan. The teacher thought, and then he said 'That's OK, but you have to do another project. You have to do it yourself.' 'I'm sorry...' said Dylan. He felt very bad about his mistake.


Dylan decided to work hard that afternoon. His brother said to him 'I can help you. This way you can finish earlier and we can play! You can use my new controller too!' 'No, thanks,' said Dylan, 'I'm going to do the project myself. It's going to be great!'

VALUES

- You shouldn't let others influence your correct decision-making.
- You should take responsibility for your mistakes.



- 2** Read again and put the pictures in the correct order. Write (1-4)



- 3** Read again and write T for True or F for False.

1. Dylan thought that his first project was interesting.
2. Vincent wanted to do the project for his brother.
3. Dylan didn't know a lot about the Dilong.
4. In the end, Dylan was sorry that he didn't do the project himself.
5. Dylan wanted his brother's help with the second project.

- 4** Complete the sentences to show cause.

1. Dylan wasn't excited about his project because _____
2. Dylan didn't do his project because _____
3. Dylan couldn't present his project to the class because _____
4. Dylan said he was sorry because _____
5. Dylan didn't want his brother's help because _____

- 5** Read again and act out the story.

- 6** Talk to your friend. Does Dylan change throughout the story? How? Why do you think Dylan decides to work hard on his second project?

Group Project

Work in small groups. Choose one of the values taught in the story above (*integrity/honesty* and *accountability/responsibility*). Then create a story that teaches this moral value. Make notes and present your story to the class.

VIDEO WORKSHEETS



Episode ①

World sports

Warm-up

1. Look and write.



He's practising

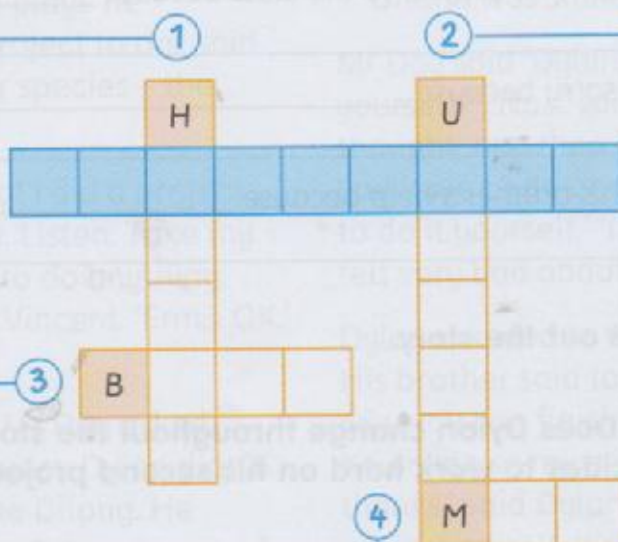


She's sending an



He's playing

2. Complete. What's the hidden word?





While Watching

3. Watch Part 2. Write the names.

1.



2.



3.



4.



4. Watch Part 2 again. Read and put a ✓ or an X.

A.



1. He's from Brazil. ☐
2. He plays in a team. ☐
3. He always plays football at the weekend. ☐

B.



4. She's from China. ☐
5. She does taekwondo. ☐
6. She always practises at the weekend. ☐

5. Watch Part 3. Read and write T for True or F for False.

1. The sport comes from Brazil. _____
2. The uniform is usually white. _____
3. When someone wears a black belt, he's very good at taekwondo. _____
4. In 2012, taekwondo became an Olympic sport for the first time. _____



Episode 2


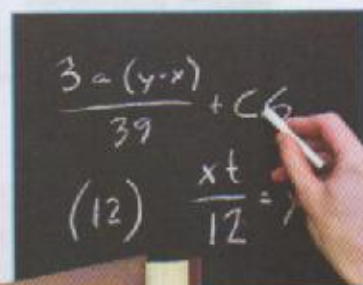
My week

Warm-up

1. Find the words.



h	e	l	i	c	o	p	t	e	r
i	m	t	o	f	x	l	s	i	a
s	n	b	o	d	y	i	c	v	f
t	e	q	w	e	f	b	i	k	u
o	m	a	t	h	s	o	e	y	s
r	s	c	r	a	f	l	n	d	a
y	e	j	d	o	k	h	c	s	r
e	x	p	e	r	i	m	e	n	t



While Watching

2. Watch Part 2. Look and match.

- | | |
|---------------------|---|
| 1. In the morning, | A. he likes to ride his bike. |
| 2. Every day, | B. he walks to the bus stop. |
| 3. After breakfast, | C. he gets up at seven o'clock. |
| 4. At the weekend, | D. he has a shower, brushes his teeth and combs his hair. |



3. Watch Part 2 again. Read and put a ✓ or an X.

1. Jack likes school very much.
2. His favourite subject is art.
3. He isn't good at science.
4. He has maths twice a week.
5. After school, he has to do his homework.
6. He wants to be a pilot.

<input type="checkbox"/>
<input type="checkbox"/>
<input type="checkbox"/>
<input type="checkbox"/>
<input type="checkbox"/>
<input type="checkbox"/>

4. Watch Part 3. Read and write M for maths, S for science and A for art.

1. It is one of the oldest school subjects.
2. It helps us understand the weather.
3. Students learn about famous people.
4. Students learn how to make things.
5. We do fun experiments.
6. It's an important subject, because we use it everywhere.

5. Watch Part 3 again. Write the subject.

1.



2.



3.



4.





Episode ③

In the past

Warm-up

1. Read and complete.

fish palaces crocodiles ate pyramids desert corn hunted

What do you know about Egypt? Ancient Egyptians built huge

(1) _____ in the (2) _____.

They also built beautiful (3) _____ for their kings and queens.

Lots of people lived near the River Nile. Did you know there were

(4) _____ in the water? But what did ancient Egyptians eat?

They did not eat (5) _____, but they

(6) _____ a lot of beans. They also (7) _____

animals or caught (8) _____. What else do you know about ancient Egypt?

While Watching

2. Watch Part 2. Put the pictures in the correct order (1-4).





3. Watch Part 2 again. Write T for True or F for False.


1. Their last boat trip was in China. _____
2. They ate lunch on the boat. _____
3. After seeing the pyramids, Jack wanted to go back on the boat. _____
4. Jack wanted to stay in the palace. _____
5. They all got scared. _____
6. Jack ran onto the boat. _____

4. Watch part 3 and circle what the video is about.

- A. Mexico
- B. The ancient Maya
- C. Basketball courts

5. Watch Part 3 again. Read and circle.

1. El Castillo is a **pyramid** / ball court.
2. The Mayan people lived in **North America** / Central America.
3. They **built** / didn't build pyramids.
4. They played a game similar to **basketball** / football.
5. They made a **chocolate drink** / vegetable drink.
6. They were excellent at **maths** / art.





Episode 4

Special days

Warm-up

1. Read and tick (✓) the correct box.

1. The first of March



A ☐



B ☐



C ☐

2. The twenty-second of October



A ☐



B ☐



C ☐

3. The thirteenth of June



A ☐



B ☐



C ☐

While Watching

2. Watch Part 2. Match the kids with their presents.



1 ☐



2 ☐



A.



B.



3. Watch Part 2 again.

Read the questions and tick (✓) the correct answers.

1. What special day is it in two days?

A. Earth Day

B. World Food Day

C. Mother's Day

☐
☐
☐

2. What does Jack always get his mum?

A. flowers

B. a book

C. a card

☐
☐
☐

3. What does Anna tell Jack to make for their mum?

A. paper flowers

B. chocolate

C. a card

☐
☐
☐

4. Does Anna like Jack's card?

A. No

B. Yes

C. Yes, but she thinks chocolates are nice, too.

☐
☐
☐

4. Watch Part 3.

Circle the special days which are mentioned in the video.



A.



B.



C.



D.



E.

5. Watch Part 3 again. Write F for World Food Day or W for World Water Day.

1. It's on 16th October.

2. We remember that we have to be careful with how much we use.

3. We can raise money or give it to special organisations.

4. It's on 22nd March.

5. We think about hungry people.





Episode 5

Eating right

Warm-up


1. Look and complete.





While Watching

2. Watch Part 2 and tick (✓) what the kids use to make an omelette.

1 ☐2 ☐3 ☐4 ☐5 ☐6 ☐

3. Watch Part 2 again. Read and write Yes or No.

- | | |
|--|---|
| 1. Does Jack want to have lunch? _____ | 4. Do they have ten eggs? _____ |
| 2. Does Jack cook with his mum? _____ | 5. Is salad Dad's favourite food? _____ |
| 3. Is there any cheese? _____ | 6. Does the family eat together? _____ |

4. Watch Part 3. Look and match.

1. Breakfast
2. Lunch
3. Dinner

A ☐B ☐C ☐

5. Watch Part 3 again. Read and circle.

1. The video is about **healthy** / **unhealthy** food.
2. The people from the Mediterranean eat a lot of **meat** / **fish**.
3. Fruit is part of the Mediterranean **breakfast** / **lunch**.
4. The oil used is made from **vegetables** / **olives**.
5. People in the Mediterranean have **three** / **four** meals a day.

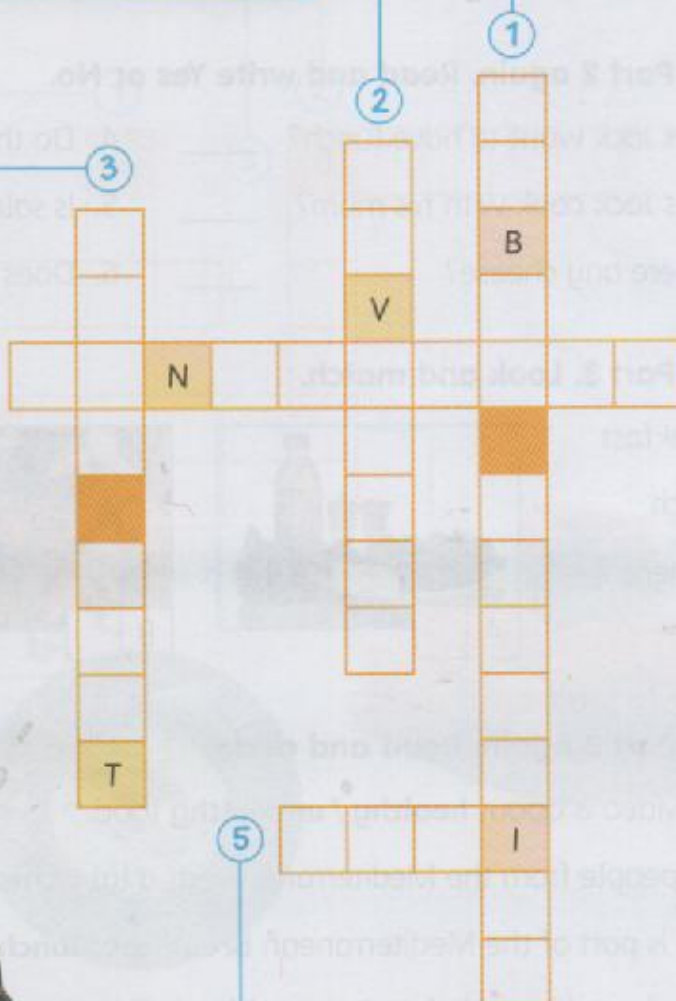


Episode 6

Getting around

Warm-up

1. Look and complete.





While Watching

2. Watch part 2. Put the pictures in the correct order (1-4).



3. Watch Part 2 again. Read and put a ✓ or an X.

1. It takes about thirty minutes to get to the park by bus.
2. The bus leaves at 10:15.
3. Jack and Scott can take a taxi to the park.
4. The boys are going to go to the park by car.

<input type="checkbox"/>
<input type="checkbox"/>
<input type="checkbox"/>
<input type="checkbox"/>

4. Watch part 3 and match.



1



2



3

- a. Never stick your hand out of the window.
- b. Always wear a helmet.
- c. Don't run on the pavement.

- d. Never play on the street.
- e. Always wear a seat belt.
- f. Keep your hands on the handlebars.



Episode 7

Helping out

Warm-up

1. Circle the odd word.

- | | | | |
|----|--------------|-------------|--------|
| 1. | cornfield | scarecrow | bin |
| 2. | mobile phone | jar | laptop |
| 3. | corn | plastic | glass |
| 4. | recycling | environment | help |

While Watching

2. Watch part 2.

Tick (✓) the correct answer.

1. Whose shirt is it?
 It's Jack's. ☐
 It's Grandad's. ☐

2. Whose shoes are they?
 They're Jack's. ☐
 They're Dad's. ☐

3. The children need _____
 for the scarecrow.
 a hat ☐
 glasses ☐

3. Watch part 2 again. Match.



We can help you!

A.



There is someone in the cornfield!

B.



It's Mr Scarecrow!

C.



4. Watch part 3. Tick (✓) the things you see in the video.



1 ☐



2 ☐



3 ☐



4 ☐



5 ☐



6 ☐



7 ☐



8 ☐

5. Watch part 3 again. Complete.

1. Recycling is very important for the _____.
2. We can recycle _____ and get new toys or chairs.
3. Used _____ becomes new bags or notebooks.
4. We can recycle old mobile phones, old laptops and old _____.
5. Recycling _____ are everywhere.



Episode 8

Amazing animals

Warm-up

1. Find the words.



w	f	o	a	e	d	g	r	p	t
s	o	l	p	j	u	o	i	k	g
y	s	e	a	t	u	r	t	l	e
h	t	k	n	y	x	i	c	n	g
c	r	g	d	v	b	l	z	a	m
t	i	z	a	o	s	l	m	f	j
p	c	l	i	n	e	a	v	w	b
r	h	i	n	o	h	d	r	x	u



While Watching

2. Watch part 2. Tick (✓) the correct picture.

1.



2.



3.



4.





3. Watch part 2 again. Circle the correct answer.

1. The ostrich is **bigger** / **faster** than the rhino.
2. The rhino is **heavier** / **faster** than the ostrich.
3. The rhino is more **dangerous** / **beautiful** than the ostrich.
4. The gorilla is **faster** / **bigger** than the monkey.
5. The gorilla is as **dangerous** / **tall** as a man.

4. Watch part 3 and circle what the video is about.

- A. Wild animals B. National parks C. Problems wild animals have

5. Watch part 3 again. Complete the notes.

Animals in danger

- _____ (1)
- the caretta-caretta sea turtle
- _____ (2)

Problems wild animals have

- people _____ (3) them
and cut down _____ (4)
- animals can't find _____ (5) to eat
- pollution of the environment
- _____ (6) bags

The good news

- the big national _____ (7)
in _____ (8) and Greenland



Episode 9


Get active!

Warm-up

1. Look at the pictures and find the words.

goalkeeper gloves stick skating net ice hockey

1.



2.



3.



4.



5.



6.





While Watching

2. Watch Part 2. Read and put a ✓ or an X.

1. Jack is the worst at skating.
2. Ice Bolts are the best ice hockey school team.
3. Jack is the worst goalkeeper in the school.
4. Jack is the most popular ice hockey player in school.

<input type="checkbox"/>
<input type="checkbox"/>
<input type="checkbox"/>
<input type="checkbox"/>

3. Watch part 3 and match.



1	<input type="checkbox"/>
---	--------------------------

A. football



2	<input type="checkbox"/>
---	--------------------------

B. zorbing



3	<input type="checkbox"/>
---	--------------------------

C. bubble football

4. Watch part 3 again. Write F for football, Z for zorbing and B for bubble football.

1. The players try to get the ball into the other team's net.
2. There are two teams of eleven players.
3. There are big plastic bubbles.
4. You roll around on land or on water.
5. There is a ball and a net.
6. The players try to knock each other down.

_____	_____
_____	_____
_____	_____
_____	_____
_____	_____
_____	_____



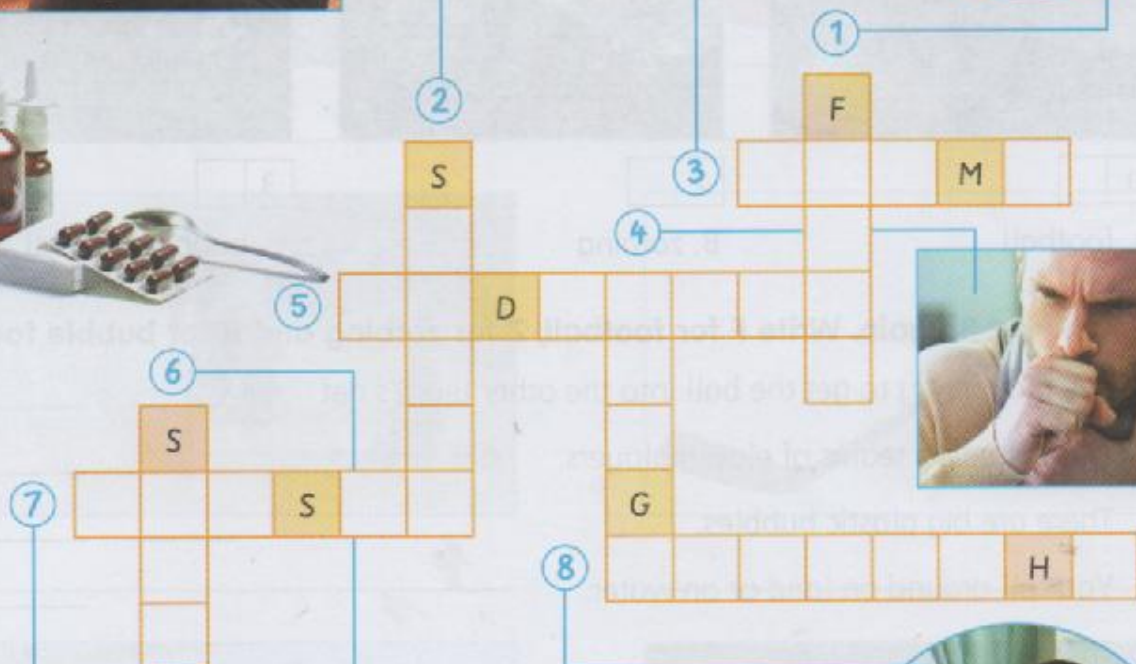


Episode 10

What's the matter?

Warm-up

1. Look and complete.





While Watching

2. Watch Part 2 and tick (✓) the correct answer.

- | | | | | |
|--|----------------|--------------------------|-------------|--------------------------|
| 1. Anna has a _____. | A. runny nose | <input type="checkbox"/> | B. headache | <input type="checkbox"/> |
| 2. Anna is also _____ a lot. | A. coughing | <input type="checkbox"/> | B. sneezing | <input type="checkbox"/> |
| 3. Anna's _____ is going to make her some tea. | A. grandmother | <input type="checkbox"/> | B. mum | <input type="checkbox"/> |


3. Watch part 2 again and complete.

drink tea
watch TV
get some rest

Anna should...

She shouldn't...

4. Watch part 3. Tick (✓) what you see in the video.



5. Watch part 3 again and complete.

- Maybe you're catching a _____.
- You should stay at home and get lots of _____.
- You should go to the doctor and get some _____.
- Remember to wash your hands with _____ and water.
- Germs can get inside your body through your eyes, mouth and _____.
- You should always use a _____.

The Fairy Tale Birthday

CHARACTERS

FATHER
MARY
MOTHER
JOHN
BETTY
LINDA
TOM
SALLY
PETE
LITTLE RED RIDING HOOD
CINDERELLA
ALADDIN
PRINCE CHARMING
SLEEPING BEAUTY
THREE BLIND MICE

SCENE 1

FATHER

Mary, where are you?

MARY

I'm in my room.

MOTHER

What are you doing?

MARY

I'm cleaning... OK, finished! What can I do now?

MOTHER

You can help us with the food. Here, take these sandwiches to the table.

FATHER

Hurry up, everyone, it's a quarter to five and the party is at five o'clock.

MOTHER

Mary, where's your brother?

MARY

He's in his room. He's getting dressed.

FATHER

Oh, there he is. Come here, John. Help me with these balloons.

JOHN

I'm hungry. Are we going to eat now?

MOTHER

You must wait. Oh, look! The children are here.

BETTY

Happy Birthday, Mary. Here's your present. I hope you like it.

MARY

Oh, it's a fairy tale book! I love fairy tales! Thank you, Betty!

JOHN

I'm hungry, I want to eat. Are we going to eat now? Where's the cake?

EVERYONE

Yes, yes! Bring the cake!

LINDA

Oh, it's pink!

TOM

...with colourful candles!

MOTHER

And it's got strawberries and peaches in it.

SALLY

Yum, yum!

PETE

I love strawberries.

JOHN

And I love cake! Let's eat!

MOTHER

No, John, not yet. Come on, children. Let's all stand up and sing the birthday song for Mary.

EVERYONE

Happy Birthday to you, Happy Birthday to you, Happy Birthday dear Mary, Happy Birthday to you!

FATHER

Make a wish, Mary!

MARY

OK, this is my wish. *All my favourite fairy tale characters, please come and wish me Happy Birthday.*

SCENE 2

LITTLE RED RIDING HOOD Hello, Mary! I'm Little Red Riding Hood and I'm going to my grandmother's house in the forest. **HAPPY BIRTHDAY** to you!

MARY Oh, thank you!

ALADDIN I'm Aladdin. I'm here to wish you Happy Birthday! And here's my present to you. It's a necklace from my cave!

MARY Thank you, Aladdin! It's very beautiful.

CINDERELLA Hello, Mary. I'm Cinderella.

PRINCE CHARMING And I'm Prince Charming.

PRINCE CHARMING AND CINDERELLA We wish you Happy Birthday!

SLEEPING BEAUTY And...(yawn) Happy Birthday from me, too! (yawn)

MARY Thank you Sleeping Beauty, thank you all!

SLEEPING BEAUTY Mmm...

THREE BLIND MICE Squeak, squeak! Where is Mary? Where is she?

BLIND MOUSE Here she is! Come on mice, come here!

THREE BLIND MICE Happy Birthday, Mary! Come on, everyone, let's sing.

All fairy tale characters Happy Birthday to you, Happy Birthday to you, Happy Birthday dear Mary, Happy Birthday to you!

SCENE 3


MOTHER Did you make a nice wish, Mary?

MARY Oh, yes, mother! It was the best wish ever! And it was **SO REAL!**

JOHN Hey, I'm hungry! Are we going to eat now?

FATHER Ha, ha! John is right. Time for birthday cake, kids!

EVERYONE **HOORAY!**



Project Skills

BRAINSTORM

PLAN

RESEARCH

CREATE

PROOFREAD

PRESENT

STEP 1

BRAINSTORM

- Think of the topic carefully and create a mind map to help you come up with ideas or words related to the topic.



STEP 2

PLAN

- Decide which of the ideas in **Step 1** you would like to include in your project and make a plan to use as a general guide.

STEP 3

RESEARCH

- Do research on the topic. Read books, use the Internet, watch videos or documentaries or even visit a museum.
- Note down key words and important information you have found. Remember: you mustn't copy the information. Use your own words to summarise the ideas.

STEP 4

CREATE

- When you have collected all the information, start working on your project.
- Make your project interesting. Think of a title and find pictures or draw your own.
- You can also write captions underneath the pictures to describe them.

STEP 5

PROOFREAD

- After you finish, proofread your work.
- Make sure you have included all the information and ideas you chose in your project.
- Check your spelling, grammar, vocabulary, etc.

STEP 6

PRESENT

A presentation consists of 3 stages:

Stage 1: Before the presentation

- Practise presenting your work in front of a mirror or to a friend. This will help you feel more confident.

Stage 2: During the presentation

- First, introduce the topic. (I would like to talk about... / I am going to talk about...)
- Use short and simple sentences.
- Speak clearly and confidently.
- Smile at the people in the audience (your classmates) and make eye contact.

Stage 3: After the presentation

- Ask the audience if they have any questions and try to answer their questions. (Any questions?)
- Don't forget to thank the audience. (Thank you for your attention.)

TIP!

Use the following checklist with the things you need to do. Tick (✓) the boxes when you do them.

PROJECT CHECKLIST

- mind map
- plan
- research
- key words
- paragraph/text
- title
- pictures and captions
- checking
- presentation practice

<input type="checkbox"/>
<input type="checkbox"/>
<input type="checkbox"/>
<input type="checkbox"/>
<input type="checkbox"/>
<input type="checkbox"/>
<input type="checkbox"/>
<input type="checkbox"/>
<input type="checkbox"/>

Grammar reference

Module 1

to be

Affirmative		Negative	
FULL FORMS	SHORT FORMS	FULL FORMS	SHORT FORMS
I am	I'm	I am not	I'm not
You are	You're	You are not	You aren't
He is	He's	He is not	He isn't
She is	She's	She is not	She isn't
It is	It's	It is not	It isn't
We are	We're	We are not	We aren't
You are	You're	You are not	You aren't
They are	They're	They are not	They aren't

Questions	Short answers	
Am I?	Yes, you are.	No, you aren't.
Are you?	Yes, I am.	No, I'm not.
Is he?	Yes, he is.	No, he isn't.
Is she?	Yes, she is.	No, she isn't.
Is it?	Yes, it is.	No, it isn't.
Are we?	Yes, you are.	No, you aren't.
Are you?	Yes, we are.	No, we aren't.
Are they?	Yes, they are.	No, they aren't.

Present Simple

Affirmative	Negative	
	FULL FORMS	SHORT FORMS
I play	I do not play	I don't play
You play	You do not play	You don't play
He plays	He does not play	He doesn't play
She plays	She does not play	She doesn't play
It plays	It does not play	It doesn't play
We play	We do not play	We don't play
You play	You do not play	You don't play
They play	They do not play	They don't play

Questions	Short answers	
Do I play?	Yes, you do.	No, you don't.
Do you play?	Yes, I do.	No, I don't.
Does he play?	Yes, he does.	No, he doesn't.
Does she play?	Yes, she does.	No, she doesn't.
Does it play?	Yes, it does.	No, it doesn't.
Do we play?	Yes, you do.	No, you don't.
Do you play?	Yes, we do.	No, we don't.
Do they play?	Yes, they do.	No, they don't.

Formation of the 3rd person singular (he/she/it)

- most verbs take -s *I speak → he speaks I like → he likes*
- verbs ending in -ss, -sh, -ch, -x, -o, take -es *I watch → he watches I go → he goes*
- verbs ending in a consonant + -y, drop the -y and take -ies *I study → he studies BUT I play → it plays*

Adverbs of frequency

always
usually
sometimes
never

MON	TUE	WED	THURS	FRI
✓	✓	✓	✓	✓

Daisy **always** skates after school.

MON	TUE	WED	THURS	FRI
✓	✓		✓	✓

Lucy **usually** skates after school.

MON	TUE	WED	THURS	FRI
✓		✓		✓

Mark **sometimes** skates after school.

MON	TUE	WED	THURS	FRI

Derek **never** skates after school.

Present Continuous

Affirmative		Negative	
FULL FORMS	SHORT FORMS	FULL FORMS	SHORT FORMS
I am playing	I'm playing	I am not playing	I'm not playing
You are playing	You're playing	You are not playing	You aren't playing
He is playing	He's playing	He is not playing	He isn't playing
She is playing	She's playing	She is not playing	She isn't playing
It is playing	It's playing	It is not playing	It isn't playing
We are playing	We're playing	We are not playing	We aren't playing
You are playing	You're playing	You are not playing	You aren't playing
They are playing	They're playing	They are not playing	They aren't playing

Questions	Short answers	
Am I playing?	Yes, you are.	No, you aren't.
Are you playing?	Yes, I am.	No, I'm not.
Is he playing?	Yes, he is.	No, he isn't.
Is she playing?	Yes, she is.	No, she isn't.
Is it playing?	Yes, it is.	No, it isn't.
Are we playing?	Yes, you are.	No, you aren't.
Are you playing?	Yes, we are.	No, we aren't.
Are they playing?	Yes, they are.	No, they aren't.

Module 2

How often ...?

How often do you have Art?
I have Art **once** a week.



MON	TUE	WED	THURS	FRI
	✓			

Daisy has Maths **once** a week.

MON	TUE	WED	THURS	FRI
		✓	✓	

Mark has Social Studies **twice** a week.

MON	TUE	WED	THURS	FRI
	✓	✓	✓	

Lucy has Science **three times** a week.

MON	TUE	WED	THURS	FRI
✓	✓	✓	✓	

Derek has PE **four times** a week.

have to (Affirmative)

I have to
You have to
He has to
She has to
It has to
We have to
You have to
They have to

set the table.

have to (Negative)

I don't have to
You don't have to
He doesn't have to
She doesn't have to
It doesn't have to
We don't have to
You don't have to
They don't have to

shovel snow

have to (Questions)

What do I have to do?
What do you have to do?
What does he have to do?
What does she have to do?
What does it have to do?
What do we have to do?
What do you have to do?
What do they have to do?

What do you have to do
at home?

I have to rake the leaves.



What does he have to do
at home?

He has to clear the table.



Module 3

Past Simple

Affirmative	Negative	
	FULL FORMS	SHORT FORMS
I played / took	I did not play / take	I didn't play / take
You played / took	You did not play / take	You didn't play / take
He played / took	He did not play / take	He didn't play / take
She played / took	She did not play / take	She didn't play / take
It played / took	It did not play / take	It didn't play / take
We played / took	We did not play / take	We didn't play / take
You played / took	You did not play / take	You didn't play / take
They played / took	They did not play / take	They didn't play / take

Questions	Short answers	
Did I play / take?	Yes, you did.	No, you didn't.
Did you play / take?	Yes, I did.	No, I didn't.
Did he play / take?	Yes, he did.	No, he didn't.
Did she play / take?	Yes, she did.	No, she didn't.
Did it play / take?	Yes, it did.	No, it didn't.
Did we play / take?	Yes, you did.	No, you didn't.
Did you play / take?	Yes, we did.	No, we didn't.
Did they play / take?	Yes, they did.	No, they didn't.

Irregular verbs

be - was/were	cut - cut	fall - fell	hear - heard	run - ran	teach - taught
bite - bit	do - did	find - found	leave - left	see - saw	throw - threw
break - broke	draw - drew	get - got	make - made	speak - spoke	wake up - woke up
buy - bought	drink - drank	go - went	put - put	steal - stole	wear - wore
catch - caught	eat - ate	have - had	ride - rode	take - took	win - won
come - came					

Wh-Questions

When...?

Who...?

How...?



- **When** did Cleopatra die?
- **Who** was Cleopatra's father?
- **How old** was she when she died?
- **How** did she die?

On 12th August, 30 BCE.

Ptolemy the twelfth.

She was 39 years old.

A snake bit her.

Past Simple and Present Simple



Yesterday I **went** ice-skating with my friends. I **go** ice-skating every week. I love it.

Module 4

Questions

What's the date today?

It's 3 November.



When's your birthday?

It's **on** 5 January.



Future be going to

Affirmative	
FULL FORMS	SHORT FORMS
I am going to play	I'm going to play
You are going to play	You're going to play
He is going to play	He's going to play
She is going to play	She's going to play
It is going to play	It's going to play
We are going to play	We're going to play
You are going to play	You're going to play
They are going to play	They're going to play

Negative	
FULL FORMS	SHORT FORMS
I am not going to play	I'm not going to play
You are not going to play	You aren't going to play
He is not going to play	He isn't going to play
She is not going to play	She isn't going to play
It is not going to play	It isn't going to play
We are not going to play	We aren't going to play
You are not going to play	You aren't going to play
They are not going to play	They aren't going to play

Questions	Short answers	
Am I going to play?	Yes, you are.	No, you aren't.
Are you going to play?	Yes, I am.	No, I'm not.
Is he going to play?	Yes, he is.	No, he isn't.
Is she going to play?	Yes, she is.	No, she isn't.
Is it going to play?	Yes, it is.	No, it isn't.
Are we going to play?	Yes, you are.	No, you aren't.
Are you going to play?	Yes, we are.	No, we aren't.
Are they going to play?	Yes, they are.	No, they aren't.

Module 5

some / any + countable nouns



There's **an** apple and a banana on the table.



There are **some** apples on the table but there **aren't any** bananas.



Are there **any** apples on the table? No, there aren't, but there are **some** sandwiches.

some / any + uncountable nouns



Is there **any** orange juice in the fridge?

No, there **isn't any** orange juice, but there is **some** milk.

Countable Nouns	
Singular	Plural
a burger	two burgers

Uncountable Nouns
milk → two milks

some - any		
Affirmative	Negative	Questions
There's some cheese on the table.	There isn't any ketchup on the table.	Is there any milk on the table?
There are some crisps on the table.	There aren't any biscuits on the table.	Are there any sandwiches on the table?

How much?

How many?



How **much** milk do you drink every day?

How **many** glasses of milk do you drink every day?

Module 6

Imperative

Fasten your seat belt.



Don't stick your hand out of the window.



Prepositions

by, on

I like travelling **by**

car.
train.
plane.
boat.



I go to school **on** foot.

Questions

How long does it take? Two hours.
How are we going to get there? By bus.
What time does it leave? It leaves at 10:00 in the morning.
How much is the ticket? RM16.00.

Ashford Forest

Transport: bus
Duration: 2 hours

Departure: 10 am
Ticket: RM16.00



RM30.50

How much is it?
It's thirty ringgit and fifty sen.



RM18.70

RM18.70

How much are they?
They're eighteen ringgit and seventy sen.

Gerund

Travelling by bus is comfortable.



Module 7

Object pronouns



Listen to the teacher. → Listen to her.

I	→	me
you	→	you
he	→	him
she	→	her
it	→	it
we	→	us
you	→	you
they	→	them

Possessive Adjectives

Possessive Pronouns

Subject Pronouns	Possessive Adjectives	Possessive Pronouns
I	my	mine
you	your	yours
he	his	his
she	her	hers
it	its	-
we	our	ours
you	your	yours
they	their	theirs

Whose shirt is this?

It's your shirt.
It's yours.



Whose sleeping bags are these?

They're our sleeping bags. They're ours.



Indefinite pronouns

	SOME	ANY	NO	EVERY
People	someone	anyone	no one	everyone
Animals / Things	something	anything	nothing	everything

Is there **anyone** in the bed?

Yes. There is **someone** in the bed.



Is there **anything** in the box?

Yes. There is **something** in the box.



Everyone is in the car.



Everything is in the basket.



No one is in the bed.



Nothing is in the bowl.



Module 8

Comparatives

A gorilla is **bigger than** a monkey.



Short Adjectives

Comparative	Comparative
small → smaller	fat → fatter
fast → faster	big → bigger
strong → stronger	thin → thinner
slow → slower	heavy → heavier
old → older	pretty → prettier
young → younger	scary → scarier
tall → taller	funny → funnier
long → longer	noisy → noisier
	good → better
	bad → worse
	much / many → more

Long Adjectives

Comparative
dangerous → more dangerous
intelligent → more intelligent
interesting → more interesting
boring → more boring



Lions are **more dangerous than** hippos.

as + adjective + as



John is **as tall as** Jim.

Module 9

like / love / enjoy / hate + ...-ing



I love ice-skating.



I hate doing gymnastics.

Superlatives

Short adjectives		
	Comparative	Superlative
strong	→ stronger	→ the strongest
tall	→ taller	→ the tallest
heavy	→ heavier	→ the heaviest
easy	→ easier	→ the easiest
big	→ bigger	→ the biggest
thin	→ thinner	→ the thinnest
good	→ better	→ the best
bad	→ worse	→ the worst
much/many	→ more	→ the most
far	→ farther	→ the farthest

Long adjectives		
	Comparative	Superlative
popular	→ more popular	→ the most popular
boring	→ more boring	→ the most boring
exciting	→ more exciting	→ the most exciting
interesting	→ more interesting	→ the most interesting
difficult	→ more difficult	→ the most difficult
dangerous	→ more dangerous	→ the most dangerous



The yellow T-shirt is the most expensive of the three.

very good at
good at
not good at

+ noun



They're very good at running.



I'm not good at the high jump.

Module 10

should / shouldn't

Affirmative	Negative
I should eat	I shouldn't eat
You should eat	You shouldn't eat
He should eat	He shouldn't eat
She should eat	She shouldn't eat
It should eat	It shouldn't eat
We should eat	We shouldn't eat
You should eat	You shouldn't eat
They should eat	They shouldn't eat

Questions	Short answers	
Should I eat?	Yes, you should.	No, you shouldn't.
Should you eat?	Yes, I should.	No, I shouldn't.
Should he eat?	Yes, he should.	No, he shouldn't.
Should she eat?	Yes, she should.	No, she shouldn't.
Should it eat?	Yes, it should.	No, it shouldn't.
Should we eat?	Yes, you should.	No, you shouldn't.
Should you eat?	Yes, we should.	No, we shouldn't.
Should they eat?	Yes, they should.	No, they shouldn't.



He should wear sunscreen.

He shouldn't eat before swimming.

Picture Dictionary

Countries & Nationalities



Malaysia
Malaysian



the US
American



the UK
British



Mexico
Mexican



Brazil
Brazilian



Korea
Korean



China
Chinese

Sports



ice-skating rink
ice-skate



cycling

helmet



handlebars



badminton



cricket



race



ice hockey



javelin



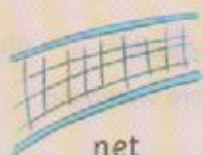
high jump



football



bat



net



kneepad



champion



play chess

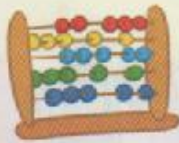
Subjects



Art



Music



Maths



Science



Social Studies



PE



writing

Health



headache



stomach ache



earache



toothache



sore throat



cough



bleed

cut



break



fever



medicine



cast



plaster



burn



sunburn



sunscreen



hurt

Picture Dictionary

Celebrations




dress up as



parade



scout



costume



decorate



nurse



soldier



police officer



barbecue



fireworks

Adjectives



comfortable



exciting



slow



cheap



expensive




heavy




intelligent



dangerous



easy



hard



popular



fun

Animals & Body parts



mosquito



camel

hump



squirrel



snail



panda



ostrich



rhino



gorilla




kitten



bunny

horns



spots

claws



cub



chick



jellyfish



dinosaur



beak

Housework



set the table



take out the rubbish



shovel snow



go shopping



clear the table



rake leaves



feed the fish



wash the car

Picture Dictionary

Actions



do a project



teach



draw



wake up



bite



speak



leave



arrive



help



carry bags



pick up rubbish



give



stay up



wrap



dry



die

Camping



sleeping bag



torch



tent

Egypt



mummy

bandages



pyramid



treasure



gold



tomb



desert

Tableware



bowl



plate



spoon



fork



knife

Ordinal numbers

1st – first

6th – sixth

11th – eleventh

20th – twentieth

2nd – second

7th – seventh

12th – twelfth

21st – twenty-first

3rd – third

8th – eighth

13th – thirteenth

22nd – twenty-second

4th – fourth

9th – ninth

14th – fourteenth

30th – thirtieth

5th – fifth

10th – tenth

15th – fifteenth


31st – thirty-first

Picture Dictionary

Time



hour



Body

stomach



body



brain



face

Street



fasten your seat belt

pavement

(zebra) crossing



stick your hand out of the window

Travel



motorbike

wheel



taxi



ticket



tourist



money

ringgit

sen

Food & Drinks



pear



peach



kiwi



butter



meal



peanuts



nuts



a bag of
crisps



a carton
of milk



a piece of
cake



a box of
cereal



a can of
lemonade



a bottle
of water



a cup
of tea



a bar of
chocolate



a glass
of milk



coffee

Material



paper



metal



glass



plastic

At home



socket



hob

oven



stairs

Various



recycling



wig



jar



cleaning
products



entrance



flowerpot



KEMENTERIAN
PENDIDIKAN
MALAYSIA

No. Siri Buku: 0002

ISBN 978-967-0460-38-3

First Published by MM Publications
129 Colney Hatch Lane, Muswell Hill,
London N10 1HD United Kingdom

www.mmpublications.com
info@mmpublications.com

Copyright © 2019 MM Publications

All rights reserved. No part of this publication may be reproduced, stored in a retrieval system or transmitted in any form, or by any means, electronic, mechanical, photocopying, recording or otherwise, without prior permission from publishers

First Published in Malaysia 2019

This edition is published under license from MM Publications by:

NND Enterprise

2A-1, Jalan Seksyen 2/17, Taman Kajang Utama,
43000 Kajang, Selangor, Malaysia.

Tel: 03-8740 0539 / 8734 1076 Fax: 03-8737 4014

email: nndenterprise@yahoo.com.my

For Ministry of Education Malaysia

National Library of Malaysia

H. Q. Mitchell and Marileni Malkogianni

Perpustakaan Negara Malaysia

Cataloguing-in-Publication Data

Mitchell, H. Q.

STUDENT'S BOOK : get smart plus 4 / H.Q. Mitchell,

Marileni Malkogianni.

ISBN 978-967-0460-38-3

1. English language--Problems, exercises, etc.

I. Malkogianni, Marileni. II. Title.

428.0076

ISBN for the international edition: 978-1-912623-40-2

Printed by: Ultimate Print Sdn Bhd
Lot 2, Jalan Sepana 15/3,
Off Persiaran Selangor, Seksyen 15,
40200 Shah Alam, Selangor, Malaysia.

get smart plus

4



Student's Book



Workbook



Student's
CD-ROM



Student's
Digital
Material



Teacher's Book



Class CDs



Interactive
Whiteboard Material
& Videos



Teacher's
Resource
CD/CD-ROM



Teacher's
Digital
Resources

CEFR	Leading to A1		A1		A2	
YLE	Starters		Movers		Flyers	
Get Smart Plus	1	2	3	4	5	6



RM 29.90

ISBN: 978-967-0460-38-3



BT024001