



KEMENTERIAN PENDIDIKAN MALAYSIA

**YEAR 6**

# ENGLISH

**(LEARNING DISABILITIES)**

**ACTIVITY BOOK**

ENGLISH (LEARNING DISABILITIES) YEAR 6



RM13.80

ISBN 978-983-49-3270-1



9 789834 932701

BAK026001

**THIS BOOK IS NOT FOR SALE**



Name : .....

Year : .....

School : .....



SPECIAL EDUCATION STANDARD-BASED CURRICULUM  
FOR PRIMARY SCHOOL (REVISED 2017)

YEAR 6

# ENGLISH

(LEARNING DISABILITIES)

Activity Book

## Writers

Amuthaa a/p Balasubramaniam  
Siti Shahidah binti Sheikh Md Fadzullah

## Editor

Mohamad Arshad bin Sulaiman

## Designer

Balasundaram a/l Murugan

## Illustrator

Nurul Emira binti Abdul Jimin



DBP

Dewan Bahasa dan Pustaka  
Kuala Lumpur  
2021





KEMENTERIAN PENDIDIKAN MALAYSIA

Serial No.: 0060

KK 428-221-0302021-49-3270-20101  
ISBN 978-983-49-3270-1

First Printing 2021  
© Ministry of Education Malaysia 2021

All rights reserved. No part of this book may be reproduced or transmitted in any form or by any means, electronic or mechanical, including photocopying, recording, or any information storage and retrieval system without permission in writing from the Director General, Ministry of Education Malaysia. Negotiation is subject to the calculation of royalty or honorarium.

Published for the Ministry of Education Malaysia  
by:  
Dewan Bahasa dan Pustaka,  
Jalan Dewan Bahasa,  
50460 Kuala Lumpur.  
Telephone: 03-2147 9000 (8 hunting lines)  
Facsimile: 03-2147 9643  
Website: <http://www.dbp.gov.my>

Design and Typeset:  
Firdaus Press Sdn. Bhd.

Text typeface: Azim

Text typeface size: 16/14 points

Printed by:  
Maziza Sdn. Bhd.,  
No. 9 & 11,  
Jalan 111 (Helang Sawah),  
Kepong Baru,  
52100 Kuala Lumpur.

## Acknowledgements

The Ministry of Education would like to express their appreciation to the following parties:

- The Evaluation Panel,  
Ministry of Education
- The Panel of Readers,  
Ministry of Education
- Officers of the Educational Resources  
and Technology Division,  
Ministry of Education
- Officers of the Curriculum Development Division,  
Ministry of Education
- The Evaluation Panel,  
Dewan Bahasa dan Pustaka
- The Panel of Readers,  
Dewan Bahasa dan Pustaka
- Special Malaysia Disaster Assistance  
and Rescue Team (SMART)

Every effort has been made to trace the ownership of copyright materials.

Any information that enables the publisher to correct any errors or submit any materials in future reprints is welcome.



# CONTENTS

Unit 1	Making New Friends	1
Unit 2	Family Time	9
Unit 3	Canteen Day	17
Unit 4	Health is Wealth	25
Unit 5	All About Sport	33
Unit 6	Amazing Asia	41
Unit 7	Four Seasons	49
Unit 8	The Legend of Bajau	57
Unit 9	Save the Wildlife	65
Unit 10	When Nature Strikes	73
Unit 11	Social Media	81
Unit 12	Planets and Space	91



# ALL ABOUT ME

(paste your photo here)

1. My name is \_\_\_\_\_

\_\_\_\_\_.

2. I am \_\_\_\_\_ years old.

3. I study in \_\_\_\_\_

\_\_\_\_\_.

4. My English teacher is \_\_\_\_\_

\_\_\_\_\_.

Day: \_\_\_\_\_

Date: \_\_\_\_\_

# Unit 1

## Making New Friends



Listen and write.

1



school

house

Ampal and his family just moved into a new \_\_\_\_\_.

2



father

mother

Ampal's \_\_\_\_\_ got a new job.

3



neighbours

teachers

Ampal introduces himself to his new \_\_\_\_\_.

4



Mr Shankar

Zaki

Su Ping introduces Kiran and \_\_\_\_\_ to Ampal.

1.2.1  
1.2.2

Teacher's  
Notes

Say the complete sentence in each set. Get the pupils to listen and write the correct words.





## Complete the dialogues.

1



Hi, my name is \_\_\_\_\_.  
My family and I just moved here.

Hello, Ampal. I'm \_\_\_\_\_.  
Meet \_\_\_\_\_ and \_\_\_\_\_.



2



\_\_\_\_\_, Ampal.  
Where are you from?

Nice to meet you too, Kiran.  
\_\_\_\_\_.



3



Hello, Ampal.  
\_\_\_\_\_  
\_\_\_\_\_?

\_\_\_\_\_  
\_\_\_\_\_.





**Read and number.**

**House-Warming Party**



Ampal invited his new friends to the party.

Ampal's new friends brought gifts for him.  
He was very happy.

Ampal and his family prepared for a house-warming party.

They prepared a lot of delicious food and desserts.



Day: \_\_\_\_\_

Date: \_\_\_\_\_



## Read, match, and write.

Zaki, Kiran, and Su Ping are invited to a house-warming party. They are choosing suitable gifts to buy.



a toy car



a plate set



a fruit basket



a keychain



a cake



a photo frame

1. Zaki chooses \_\_\_\_\_.

2. Kiran chooses \_\_\_\_\_.

3. Su Ping chooses \_\_\_\_\_.

Day: \_\_\_\_\_

Date: \_\_\_\_\_



## Read and answer.

Dear Mimi,

My family and I have moved to a new neighbourhood. Zaki, Kiran, and Su Ping are my new friends. They are very nice and friendly.

We had a house-warming party. We prepared delicious food. My new friends also brought gifts to welcome us. I hope to hear from you soon.

Your friend,  
Ampal

## Answer the questions.

1. Who did Ampal write the letter to?  
He wrote the letter to \_\_\_\_\_.
2. Name Ampal's new friends.  
(i) \_\_\_\_\_ (ii) \_\_\_\_\_  
(iii) \_\_\_\_\_
3. What did Ampal's family have?  
They had a \_\_\_\_\_.
4. How did Ampal describe his new friends?  
They are \_\_\_\_\_ and \_\_\_\_\_.

3.1.1  
3.1.2  
4.1.3

Teacher's  
Notes

Guide the pupils to read the text and answer the questions.



Day: \_\_\_\_\_

Date: \_\_\_\_\_



**Write.**

1. \_\_\_\_\_ have just moved \_\_\_\_\_ our new house.
2. I \_\_\_\_\_ miss our home \_\_\_\_\_ Sabah.
3. They \_\_\_\_\_ live in \_\_\_\_\_ same neighbourhood.
4. They \_\_\_\_\_ very nice \_\_\_\_\_ friendly.
5. They brought gifts \_\_\_\_\_ welcome \_\_\_\_\_.
6. I \_\_\_\_\_ looking forward \_\_\_\_\_ spend more time with \_\_\_\_\_.



**Rearrange and write.**

1 Ampal new neighbours. meets his

---

---

2 just moved and his family from Sabah. Ampal

---

---

3 had a Ampal and his family house-warming party.

---

---

4 They prepared and desserts. a lot of delicious food

---

---

5 welcome them. new friends His to brought gifts

---

---



Day: \_\_\_\_\_

Date: \_\_\_\_\_



## Punctuate and rewrite.



dear diary

we have just moved into our new house  
i do miss our home in sabah

zaki kiran and su ping are my new friends  
they also live in the same neighbourhood  
they are very nice and friendly

love  
ampal

Day: \_\_\_\_\_

Date: \_\_\_\_\_

We \_\_\_\_\_

Day: \_\_\_\_\_

Date: \_\_\_\_\_

# Unit 2

# Family Time



Listen and tick (✓).

1. We are playing board games.



2. We are having meals.



3. We are going for boating.



4. We are watching a movie.



1.2.1

Teacher's  
Notes

Say the sentences in each set. Get the pupils to listen and tick the correct picture.



### Complete the dialogues.

1 Did you enjoy \_\_\_\_\_  
last night?

2 \_\_\_\_\_  
Mother had fun too.

3 That's great. \_\_\_\_\_  
\_\_\_\_\_?  
\_\_\_\_\_?

4 \_\_\_\_\_  
\_\_\_\_\_



Day: \_\_\_\_\_

Date: \_\_\_\_\_



## Read and write.

**Yes, they are.**

**No, they are not.**



Are they having meals?

\_\_\_\_\_



Are they cycling?

\_\_\_\_\_



Are they watching a movie?

\_\_\_\_\_



Are they gardening?

\_\_\_\_\_

3.1.1  
1.2.4

Teacher's  
Notes

Guide the pupils to read and write the correct responses.





Day: \_\_\_\_\_

Date: \_\_\_\_\_



## Read and colour.

Su Ping and her mother went shopping last Sunday. First, they bought a new pair of shoes. It was for Su Ping's sister.

Next, her mother bought some groceries. After a while, they had lunch at a restaurant. They enjoyed their lunch.

Then, they went back home by taxi. Su Ping enjoyed her outing with her mother.



1. Su Ping and her mother went  last Sunday.

2. The shoes were for Su Ping's .

3. They had  at a .

4.  enjoyed her outing with her .

Day: \_\_\_\_\_

Date: \_\_\_\_\_



## Read and write.



Ampal and his family had a **family outing**.  
They stayed in a resort **by the beach**.

Ampal and his cousins **swam in the sea**.  
They played **scavenger hunt**. They also played  
**“snakes and ladders” at night**.



1. Ampal and his family had a \_\_\_\_\_.

2. They stayed in a resort \_\_\_\_\_.

3. Ampal and his cousins \_\_\_\_\_.

4. They played \_\_\_\_\_.

5. They also played \_\_\_\_\_.




**Write.**



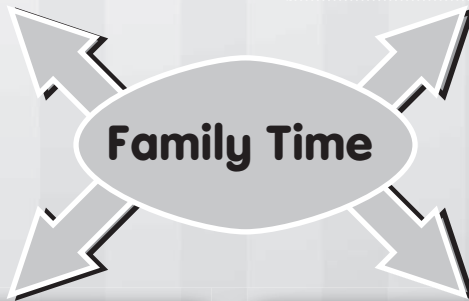
---

---




---

---




**Family Time**



---

---



---

---




Day: \_\_\_\_\_

Date: \_\_\_\_\_



**Write.**

### Weekend with Family

	Zaki's family	Su Ping's family	Ampal's family	Kiran's family
Activity				
	swimming at the pool	picnic by the beach	shopping at the mall	playing board games

1. Whose family played board games?

It was \_\_\_\_\_.

2. Whose family went for a picnic by the beach?

It was \_\_\_\_\_.

3. What did Ampal and his family do together?

They went \_\_\_\_\_.

4. What did Zaki and his family do together?

\_\_\_\_\_.



Day: \_\_\_\_\_

Date: \_\_\_\_\_



## Choose and write.

Your family are planning for a vacation. Which package would you choose?

### Package A Suka Beach Resort

- 2 days, 1 night
- Buffet breakfast, lunch, and dinner

Activities include:

- Island hopping
- Boating

**Price:**  
RM300.00 per person

### Package B Bintang Resort

- 3 days, 2 nights
- Buffet breakfast and lunch

Activities include:

- Camping
- Kayaking
- Flying fox

**Price:**  
RM450.00 per person

I would choose Package \_\_\_\_\_ because \_\_\_\_\_

---

---

---

---

---

---

---

Day: \_\_\_\_\_

Date: \_\_\_\_\_

# Unit 3

# Canteen Day



**Listen and tick (/).**


- |   |  |                          |
|---|--|--------------------------|
| 1 | It is Canteen Day today.               | <input type="checkbox"/> |
|   | It is Sports Day today.                | <input type="checkbox"/> |
| 2 | It is held every month.                | <input type="checkbox"/> |
|   | It is held every year.                 | <input type="checkbox"/> |
| 3 | There will be many fun activities.     | <input type="checkbox"/> |
|   | There will be many fun classes.        | <input type="checkbox"/> |
| 4 | The event is held in the school hall.  | <input type="checkbox"/> |
|   | The event is held at the school field. | <input type="checkbox"/> |
| 5 | My class booth sells burgers.          | <input type="checkbox"/> |
|   | My class booth sells sandwiches.       | <input type="checkbox"/> |





### Choose, write, and say.

What would you like to sell during Canteen Day?  
Choose one type of the item below.



sandwiches



ice creams



fruits



juices



balloons



T-shirts

I would like to sell \_\_\_\_\_  
because \_\_\_\_\_

\_\_\_\_\_  
\_\_\_\_\_





**Read, tick (/) or cross (X).**



I loved the petting zoo.

I enjoyed the colouring competition.



I loved the petting zoo and funfair games.

I enjoyed the colouring competition and funfair games.



**Complete the table.**

	<b>petting zoo</b>	<b>colouring competition</b>	<b>funfair games</b>
Zaki	/	x	x
Kiran			
Ampal			
Su Ping			





## Read and write.

1



arrange

decorate

Zaki and Ampal \_\_\_\_\_  
the table and chairs.

2



put up

carry

Then, they \_\_\_\_\_  
the sandwiches to their booth.

3



decorate

arrange

Kiran and Su Ping \_\_\_\_\_  
their booth.

4



put up

buy

Many people \_\_\_\_\_  
their sandwiches.

Day: \_\_\_\_\_

Date: \_\_\_\_\_



## Read and underline.

Dear Anita,

How are you? Would you like to come to my school's Canteen Day? It will be held on Saturday, 10th October.

The attractions include petting zoo, funfair games, and colouring competition. There will also be food and drink booths.

You can bring along your family and friends. I hope to see you there.

Your friend,  
Kiran

## Underline the correct answers.

1. Anita is Kiran's (sister/friend).
2. The Canteen Day is on (10th October/10th August).
3. (Pony ride/Petting zoo) will be one of the attractions.
4. There will also be food and drink (booths/rooms).
5. Anita can bring along her family and (teachers/friends).

Day: \_\_\_\_\_

Date: \_\_\_\_\_



**Complete and colour.**



Date: \_\_\_\_\_

Day: \_\_\_\_\_

Venue: \_\_\_\_\_

Time: \_\_\_\_\_

**Activities:**

1. \_\_\_\_\_
2. \_\_\_\_\_
3. \_\_\_\_\_
4. \_\_\_\_\_



Day: \_\_\_\_\_

Date: \_\_\_\_\_



## Match and rewrite.

### A Visit to the Supermarket

The pupils  
have decided ●

Mr Shankar  
is looking ●

Mr Shankar  
needs to ●

Then, he also  
needs to ●

Finally, he needs  
to ●

● for the ingredients.

● to sell egg  
sandwiches.

● buy some  
mayonnaise.

● buy some bread.

● buy a lot of eggs.

1. \_\_\_\_\_  
\_\_\_\_\_
2. \_\_\_\_\_  
\_\_\_\_\_
3. \_\_\_\_\_  
\_\_\_\_\_
4. \_\_\_\_\_  
\_\_\_\_\_
5. \_\_\_\_\_  
\_\_\_\_\_



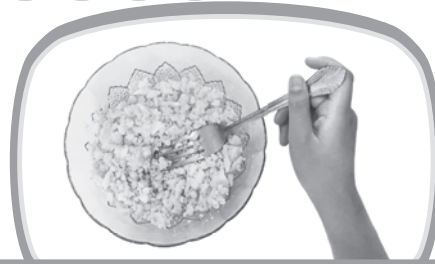


### Number and write.

## Making Egg Sandwiches



Then, spread butter on the bread.



Firstly, mash the boiled eggs.



Lastly, spread the mixture on the bread.



Next, add salt, pepper, and mayonnaise.

1. \_\_\_\_\_  
\_\_\_\_\_
2. \_\_\_\_\_  
\_\_\_\_\_
3. \_\_\_\_\_  
\_\_\_\_\_
4. \_\_\_\_\_  
\_\_\_\_\_

Day: \_\_\_\_\_

Date: \_\_\_\_\_

# Unit 4

# Health is Wealth



**Listen, number, and match.**

I sleep early every night.

I exercise regularly.

I drink enough water.

I eat fruits and vegetables.

I eat less sweet, salty, and oily food.



1.2.1

Teacher's  
Notes

Say the sentences randomly and get the pupils to number them. Pupils then match the sentences with the correct pictures.



## Complete the dialogues.

Healthy Habits	Benefits
eat more fruits and vegetables	prevent diseases
exercise regularly	stay fit
sleep for seven to eight hours a day	stay focused
drink eight glasses of water a day	stay hydrated

### Example:



How do we stay fit?

We should exercise regularly.



How do we stay focused?

We should \_\_\_\_\_.



How do we prevent diseases?

We should \_\_\_\_\_.



How do we stay hydrated?

\_\_\_\_\_.





## Read and colour.

### Example:



This is a healthy habit.

This is an unhealthy habit.



This is a healthy habit.

This is an unhealthy habit.



This is a healthy habit.

This is an unhealthy habit.



This is a healthy habit.

This is an unhealthy habit.



This is a healthy habit.

This is an unhealthy habit.



This is a healthy habit.

This is an unhealthy habit.



## Read and tick (✓).

### Getting enough sleep can help to...

1



improve physical health.

boost focus.

2



improve learning.

lower weight gain risk.

3



boost focus.

improve physical health.

4



lower weight gain risk.

improve learning.





## Read and write.

Ampal likes to eat fast food. His parents are worried that he could get sick.

Now, they prepare healthy meals for him. They also limit his food portion.

They eat more fruits and vegetables. They enjoy eating healthily as a family.



## Write “True” or “False”.

1. Ampal likes to eat fast food.
2. His parents are not worried about him.
3. They prepare healthy meals for him.
4. They also do not limit his food portion.
5. They enjoy eating healthily as a family.



**Fill in the blanks.**

fruits and vegetables

exercise regularly

sweet, salty, and oily

drink enough water

1



I \_\_\_\_\_  
to stay healthy.

2



I \_\_\_\_\_  
to stay healthy.

3



I eat more \_\_\_\_\_  
\_\_\_\_\_.

4



I eat less \_\_\_\_\_  
\_\_\_\_\_ food.

Day: \_\_\_\_\_

Date: \_\_\_\_\_



## Rearrange and write.

1 Rani fast food. likes to eat

---

---

2 Rani One day, her room. fainted in

---

---

3 hospital. taken to the Rani was

---

---

4 Rani healthily. Since then, eats

---

---





5 proud of are Her parents her.

---

---



**Write.**

Pupils	Healthy Habits			
				
	get enough sleep	eat healthily	exercise regularly	drink enough water
Zaki	/	X	/	X
Kiran	/	/	/	/
Su Ping	/	/	X	X
Ampal	X	X	/	X

1. Who does not get enough sleep?

\_\_\_\_\_

2. Who does not exercise regularly?

\_\_\_\_\_

3. Who eats healthily?

(i) \_\_\_\_\_ (ii) \_\_\_\_\_

4. What is the least practised habit?

\_\_\_\_\_

5. What are the most practised habits?

\_\_\_\_\_

# Unit 5

# All About Sport



Listen and circle.

Example: Circle the picture of football.




1



2



3










## Say and number.

1. Ampal plays football.

2. Kiran plays hockey.

3. Su Ping plays netball.

4. Zaki plays badminton.





**Read, find, and write.**

**Sports Equipment**

s	h	u	t	t	l	e	c	o	c	k
r	a	g	r	n	m	z	j	v	q	y
d	l	i	a	g	l	o	v	e	s	n
b	e	q	h	z	g	j	y	z	t	e
i	w	z	g	q	t	l	r	w	e	b
b	l	m	h	y	e	c	t	y	q	o
s	h	r	m	j	r	h	j	h	g	u
e	c	q	b	o	o	t	s	j	j	l
y	r	e	p	w	d	l	b	a	l	e
w	r	a	c	q	u	e	t	l	p	v



1	2
3	4
5	6



## Read and tick (✓).



### Football

Football is a game of two teams. Each team consists of 11 players. It is a 90-minute game. The team that scores more goals wins the game.

### Netball

Netball is a game of two teams. Each team consists of seven players. It is a 60-minute game. The team that scores more goals wins the game.



Statement	Football	Netball
1. A game of two teams.		
2. Each team has seven players.		
3. Each team has 11 players.		
4. It is a 90-minute game.		
5. It is a 60-minute game.		
6. The team that scores more goals wins the game.		



### Read and write.

Ampal is kicking  
the ball.

Kiran is throwing  
the boule.

Su Ping is shooting  
the ball.

Zaki is hitting  
the shuttlecock.





---

---

---

---



---

---

---

---



## Read, colour, and write.



1. Petanque is an \_\_\_\_\_ sport.

indoor    outdoor

2. It is a game of \_\_\_\_\_ teams.

two    three

3. The \_\_\_\_\_ is made of \_\_\_\_\_.

ball    boule    metal    plastic

4. The \_\_\_\_\_ is made of \_\_\_\_\_.

jack    boule    plastic    wood

5. The game is usually played at petanque \_\_\_\_\_.

stadiums    courts



Day: \_\_\_\_\_

Date: \_\_\_\_\_



**Label and write.**

\_\_\_\_\_

\_\_\_\_\_



This is Kiran.

Her favourite sport is \_\_\_\_\_.

She uses a \_\_\_\_\_ to hit the ball.



\_\_\_\_\_

\_\_\_\_\_

\_\_\_\_\_

\_\_\_\_\_

This is Zaki.

His favourite sport is \_\_\_\_\_.

He uses a \_\_\_\_\_ to hit the \_\_\_\_\_.

Day: \_\_\_\_\_

Date: \_\_\_\_\_



### Choose and write.

Ampal	is playing	petanque.
Su Ping		football.
Kiran		netball.
Zaki		badminton.

He	is	throwing the boule.
She		kicking the ball.
		shooting the ball.
		hitting the shuttlecock.

**Example:** Ampal is playing football.  
He is kicking the ball.

1. \_\_\_\_\_  
\_\_\_\_\_



2. \_\_\_\_\_  
\_\_\_\_\_



3. \_\_\_\_\_  
\_\_\_\_\_



Day: \_\_\_\_\_

Date: \_\_\_\_\_

# Unit 6

## Amazing Asia



**Listen and number.**

1. flag of India


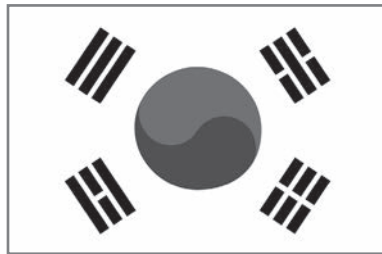
2. flag of Japan

3. flag of Brunei

4. flag of Thailand

5. flag of Indonesia

6. flag of South Korea



1.2.1

Teacher's  
Notes

Say aloud the phrases randomly. Get the pupils to number the flags correctly.



## Complete the dialogues.

Country	Greetings (Hello)
South Korea	annyeonghaseyo
Japan	konnichiwa
China	ni hao
India	namaste

**Example:**



How do people say "hello" in South Korea?

They say **annyeonghaseyo**.



1



How do people say "hello" in India?

\_\_\_\_\_



2



How do people say "hello" in Japan?

\_\_\_\_\_



3



How do people say "hello" in China?

\_\_\_\_\_





## Read and match.

This is  
bakso.



It is famous  
in Indonesia.

This is  
taiyaki.



It is commonly  
eaten in Japan.

This is  
pani puri.



It is commonly  
eaten in India.

This is  
som tam.



It is famous  
in Thailand.





### Read and write.



1

My name is \_\_\_\_\_.  
I am from \_\_\_\_\_.  
I am \_\_\_\_\_.  
I am wearing \_\_\_\_\_.

2

My name is \_\_\_\_\_.  
I am from \_\_\_\_\_.  
I am \_\_\_\_\_.  
I am wearing \_\_\_\_\_.



3

My name is \_\_\_\_\_.  
I am from \_\_\_\_\_.  
I am \_\_\_\_\_.  
I am wearing \_\_\_\_\_.

4

My name is \_\_\_\_\_.  
I am from \_\_\_\_\_.  
I am \_\_\_\_\_.  
I am wearing \_\_\_\_\_.





## Read and answer.

### Melaka Malay House



This is the Melaka Malay House. It has 12 to 16 main pillars for support. It is made of cengal, meranti or damar laut wood.

There is a verandah at the main entrance. A unique feature of this house is its beautiful and colourful tiled staircase.

### Answer the questions.

1. What is the name of the house?

\_\_\_\_\_.

2. How many pillars are used to support the house?

There are \_\_\_\_\_.

3. What types of wood are used to build it?

(i) \_\_\_\_\_ (ii) \_\_\_\_\_ (iii) \_\_\_\_\_

4. What is the unique feature of this house?

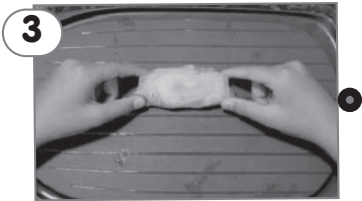

\_\_\_\_\_

\_\_\_\_\_.



## Match and rewrite.

### Vietnamese Roll



Place the ingredients onto the rice paper.

Serve the rolls with sauce.

Soak the rice paper in warm water until it is soft.

Fold the rice paper.

---

---

---

---

---

---

---

---

Day: \_\_\_\_\_

Date: \_\_\_\_\_



## Punctuate and rewrite.

dear zaki

namaste i hope you are well  
my family and i are in india

we are at the taj mahal now it is so beautiful  
the weather is hot and sunny i wish you were here

goodbye

your friend  
ampal



4.2.1

Teacher's  
Notes

Get the pupils to rewrite the postcard with the correct punctuation.

Day: \_\_\_\_\_

Date: \_\_\_\_\_



### Write.

Replace the numbers with letters to find out the secret code.

A <sub>1</sub>	B <sub>2</sub>	C <sub>3</sub>	D <sub>4</sub>	E <sub>5</sub>	F <sub>6</sub>	G <sub>7</sub>	H <sub>8</sub>	I <sub>9</sub>	J <sub>10</sub>
K <sub>11</sub>	L <sub>12</sub>	M <sub>13</sub>	N <sub>14</sub>	O <sub>15</sub>	P <sub>16</sub>	Q <sub>17</sub>	R <sub>18</sub>	S <sub>19</sub>	T <sub>20</sub>
		U <sub>21</sub>	V <sub>22</sub>	W <sub>23</sub>	X <sub>24</sub>	Y <sub>25</sub>	Z <sub>26</sub>		

### Example:

8	5	9	19	11	15	18	5	1	14
H	E	I	S	K	O	R	E	A	N

23	5	1	18	5					
13	1	12	1	25	19	9	1	14	19



Day: \_\_\_\_\_

Date: \_\_\_\_\_

# Unit 7

## Four Seasons



Listen and write.




It is summer.

It is spring.



It is winter.

It is autumn.



It is spring.

It is autumn.



It is winter.

It is summer.

1.2.1

Teacher's  
Notes

Say the sentences in each set and get the pupils to listen.  
Guide them to write "A" and "B" in the correct boxes.

Day: \_\_\_\_\_

Date: \_\_\_\_\_



## Complete the dialogues.

1

My favourite season is \_\_\_\_\_.

I can go skiing and \_\_\_\_\_.

\_\_\_\_\_.




2

My favourite \_\_\_\_\_.

I enjoy \_\_\_\_\_.

\_\_\_\_\_.



3

My \_\_\_\_\_.

\_\_\_\_\_.

I \_\_\_\_\_.

\_\_\_\_\_.



Day: \_\_\_\_\_

Date: \_\_\_\_\_



**Group and write.**

Thailand      island      sandwich      Mount Fuji

Nami Island      teacher      Zaki      flag

diary      Mr Shankar      lake      Japan

**Common Noun**

**Proper Noun**

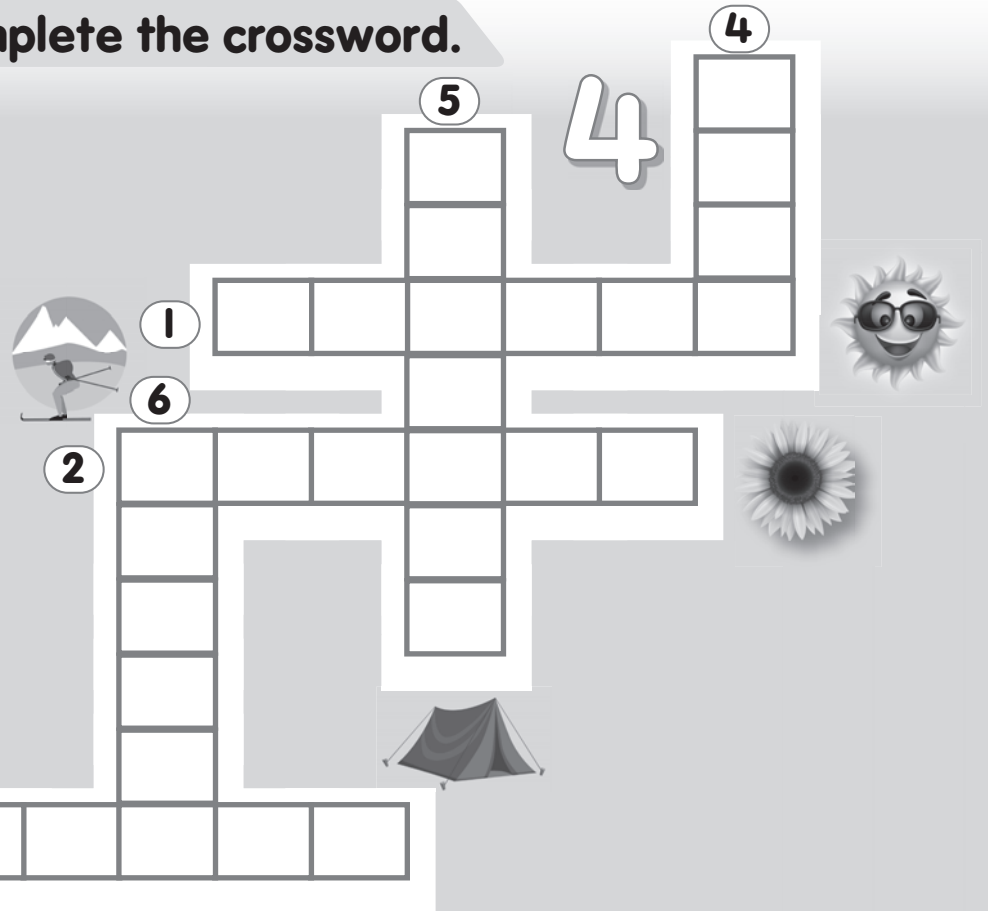
3.1.1

Teacher's  
Notes

Guide the pupils to read and group the words correctly.



## Complete the crossword.



### Across

1. The weather is often hot and dry during \_\_\_\_\_.
2. The plants and flowers blossom during \_\_\_\_\_.
3. \_\_\_\_\_-time is usually longer than daytime during winter.

### Down

4. Some countries have \_\_\_\_\_ seasons.
5. I can go \_\_\_\_\_ during autumn.
6. I can go \_\_\_\_\_ during winter.

Day: \_\_\_\_\_

Date: \_\_\_\_\_



## Read, colour, and rewrite.

1. Some countries have four  .

---

2. The Great Wall is located in  .

---

3. The Big Almaty Lake is located in  .

---

4. The leaves turn  during .

---

5. The weather is often  and  during summer.

---

3.1.2  
4.2.3

Teacher's  
Notes

Guide the pupils to choose and colour the correct answers.  
Get them to rewrite the sentences.





### Complete the brace map.

spring

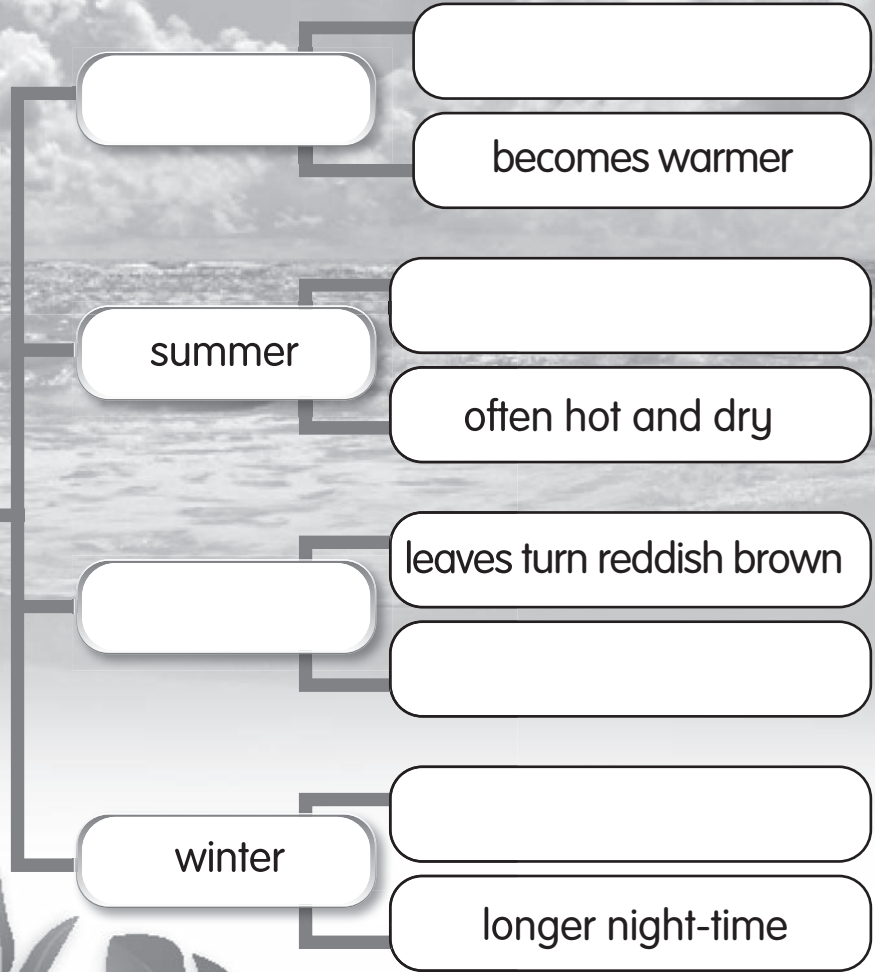
longer daytime

suitable time for hiking

autumn

cold and windy

flowers bloom





**Write.**

**Winter Clothing**



**Example:**

**I - scarf - neck - warm.**

**I wear a scarf to keep my neck warm.**

1. I - beanie - head - warm.

\_\_\_\_\_

2. I - jacket - body - warm.

\_\_\_\_\_

3. I - a pair of - boots - feet - warm.

\_\_\_\_\_



**Choose, underline, and rewrite.**



This is (Mount Fuji/Nami Island).  
It is (autumn/spring) now.

\_\_\_\_\_

\_\_\_\_\_



This is the (Big Almaty Lake/Great Wall).  
It is (autumn/summer) now.

\_\_\_\_\_

\_\_\_\_\_



This is (the Great Wall/Nami Island).  
It is (winter/spring) now.

\_\_\_\_\_

\_\_\_\_\_



This is (the Big Almaty Lake/Mount Fuji).  
It is (winter/summer) now.

\_\_\_\_\_

\_\_\_\_\_

Day: \_\_\_\_\_

Date: \_\_\_\_\_

# Unit 8

## The Legend of Bajau



Listen and underline.



1. The title of the movie is The Legend of (Bajau/Badang).
2. There is a (bear/tiger) in the movie.
3. The price of the ticket is (RM10.00/RM20.00).
4. The movie will be on (Monday/Sunday).
5. The movie will end at (5:00/3:00) p.m.

1.2.1  
1.2.2

Teacher's  
Notes



Audio

Scan the QR code to listen to the audio recording. Teachers can also read the sentences. Guide the pupils to listen and underline the correct words.





## Complete the dialogues.

The village is being attacked by a tiger.  
Tok Aman is looking for Bajau.

villagers

Tok Aman

hurry

Bajau

scared

tiger

Tok Aman: Help, \_\_\_\_\_! Help!

Bajau: What's wrong, \_\_\_\_\_?

Tok Aman: A \_\_\_\_\_ is attacking our village!

It is chasing the \_\_\_\_\_.

Bajau: Oh, no! They must be very \_\_\_\_\_.

Tok Aman: Only you can help us now, Bajau.

Bajau: Yes, Tok Aman.

Tok Aman: Let us \_\_\_\_\_ there!







### Read and tick (✓).

1



Bajau was tall and brave.

Bajau was short and timid.

2



Pangkung was his sister.

Pangkung was his wife.

3



They lived in a village.

They lived in a city.

4



The tiger threw Bajau across the hill.

Bajau threw the tiger across the hill.

5



The villagers were grateful.

The villagers were angry.



## Read and match.

1

Who is Bajau?

- He is a Sabahan legend.
- He is a Sarawakian legend.
- He is a Singaporean legend.

2

What are the characteristics of Bajau?

- He was weak and lazy.
- He was strong but lazy.
- He was strong and helpful.

3

How did Bajau defeat the tiger?

- He threw it into the river.
- He threw it across the hill.
- He threw it into a hole.

4

Why were the villagers grateful to Bajau?

- They could hunt again.
- They could work again.
- They could live peacefully again.

Day: \_\_\_\_\_

Date: \_\_\_\_\_



**Read, colour, and write.**

### All About Bajau

s	t	r	o	n	g	f
t	k	z	m	a	j	r
h	c	a	i	g	b	i
e	x	t	a	l	l	e
l	a	r	k	q	k	n
p	g	a	w	f	l	d
f	a	b	i	g	m	l
u	h	e	q	j	z	y
l	h	u	m	b	l	e



3.1.1  
4.1.3(i)

Teacher's  
Notes

Get the pupils to find and colour the words that describe Bajau. Guide them to write the words.

Day: \_\_\_\_\_

Date: \_\_\_\_\_



## Write.

### Example:

Bajau - very - tall - big.  
Bajau was very tall **and** big.

1. Bajau - humble - helpful - man.

\_\_\_\_\_

2. Pangkung - kind - beautiful - woman.

\_\_\_\_\_

3. Tok Aman - wise - responsible - chief.

\_\_\_\_\_

4. The tiger - big - fierce - animal.

\_\_\_\_\_

5. The villagers - happy - grateful.

\_\_\_\_\_

Day: \_\_\_\_\_

Date: \_\_\_\_\_



**Complete.**

**Title:** \_\_\_\_\_

**Showtime:** \_\_\_\_\_

**Ticket price:** \_\_\_\_\_

Rate the story:



**1. Characters:**

(i) \_\_\_\_\_

(ii) \_\_\_\_\_

(iii) \_\_\_\_\_

**2. Setting/Place:**

(i) A village in Sabah.

(ii) A village in Sarawak.

(iii) A village in Pahang.

**3. The moral of the story is always**

\_\_\_\_\_

be helpful and kind.

be rude and lazy.

**4. Do you like the movie?**







**Write.**

1. He helped to clear the \_\_\_\_\_ for the villagers.



2. One day, a big and fierce \_\_\_\_\_ attacked the village.



3. It chased the cows and \_\_\_\_\_ fiercely.



4. \_\_\_\_\_ fought the tiger bravely.



5. The \_\_\_\_\_ were grateful to Bajau.



Bajau was very strong and helpful. \_\_\_\_\_

---

---

---

---

---

---

---

Day: \_\_\_\_\_

Date: \_\_\_\_\_


# Unit 9

## Save the Wildlife



Listen and colour.

- 1 Which animal is hiding in the trees? Colour it brown.
- 2 Which animal is hiding in the bush? Colour it green.
- 3 Which animal is hiding behind the tree? Colour it black.
- 4 Which animal is hiding behind the rock? Colour it orange.



1.2.4  
1.2.1

Teacher's  
Notes

Ask the **Wh-questions**. Get the pupils to listen and find the animals. Assist them to colour the animals correctly.

Day: \_\_\_\_\_

Date: \_\_\_\_\_



## Say and write.

Yes, it is.

No, it is not.



1 Is this a monkey?

\_\_\_\_\_

2 Is this an elephant?

\_\_\_\_\_



3 Is this a shark?

\_\_\_\_\_



4 Is this a deer?

\_\_\_\_\_







## Read and circle.

### Sepilok Orangutan Rehabilitation Centre

This centre was established in 1964.  
It is in Sandakan, Sabah.

The centre takes care of orphaned baby orangutans. They also train them to survive in the wild. The orangutans will be released into the forest when they are ready.



(Source: <https://www.orangutan-appeal.org.uk/about-us/sepilok-orangutan-rehabilitation-centre>)

## Circle the correct responses.

1. The centre was established in 1946.

 True

 False

2. It is located in Sandakan, Sabah.

 True

 False

3. They take care of orphaned baby orangutans.

 True

 False

4. They do not train the orangutans to survive in the wild.

 True

 False

5. The orangutans will be released into the forest when they are ready.

 True


 False




**Read, cut, and paste. Then, write.**

**Animals in Danger**




tiger




shark



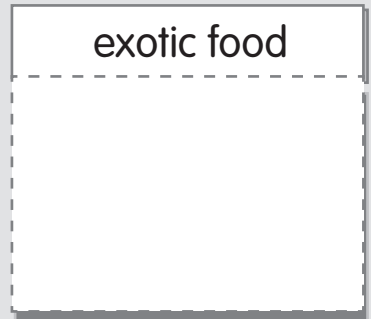
tusks



rug



exotic food







**Read and write.**

# SLEEP WITH SHARKS

**Join us now!**



**Activities:**  
**(i) Night tour**  
**(ii) Feeding show**  
**(iii) Discovery hunt**

**Place: Aquaria, KLCC**  
**Day(s): Saturday to Sunday**  
**Price: RM 199.00**

**Suitable for children aged 6-13 years old**

1. The programme is called \_\_\_\_\_.
2. It is held at \_\_\_\_\_.
3. It is held from \_\_\_\_\_ to \_\_\_\_\_.
4. The price of the ticket is \_\_\_\_\_.
5. The activities include \_\_\_\_\_, \_\_\_\_\_, and \_\_\_\_\_.
6. The programme is suitable for \_\_\_\_\_.



**Tick (/) and write.**



poacher	<input type="checkbox"/>
---------	--------------------------

teacher	<input type="checkbox"/>
---------	--------------------------

1. The animals were afraid of the \_\_\_\_\_.



Mr Bear	<input type="checkbox"/>
---------	--------------------------

Mr Tiger	<input type="checkbox"/>
----------	--------------------------

2. \_\_\_\_\_ had a plan.  
He gathered the animals.



tent	<input type="checkbox"/>
------	--------------------------

house	<input type="checkbox"/>
-------	--------------------------

3. Mr Deer found the poacher's \_\_\_\_\_.



Mr Deer	<input type="checkbox"/>
---------	--------------------------

Ms Monkey	<input type="checkbox"/>
-----------	--------------------------

4. \_\_\_\_\_  
took his rifle quietly.

Day: \_\_\_\_\_

Date: \_\_\_\_\_



### Match and write.

The animals

They wanted

Mr Tiger gathered

Mr Deer found

Ms Monkey took

to chase the poacher away.

the animals.

were afraid of the poacher.

his rifle quietly.

the poacher's tent.

---

---

---

---

---

---

---

---

---

---

---

---



### Complete.

endangered

fur

live on land

rugs


ornaments

tusks

Hunted for its \_\_\_\_\_.

**Example:**  
**Walk on four legs.**

Hunted for its \_\_\_\_\_.



They are \_\_\_\_\_.



The tusks are made into \_\_\_\_\_.

They \_\_\_\_\_.

The fur is made into \_\_\_\_\_.

Day: \_\_\_\_\_

Date: \_\_\_\_\_

# Unit 10

## When Nature Strikes




**Listen and write.**

This is a flood.

This is a tsunami.

This is a landslide.

This is a thunderstorm.



---

---



---

---



---

---



---

---

1.2.1

Teacher's  
Notes

Say the sentences randomly and get the pupils to listen.  
Guide them to write the correct answers.





## Complete the dialogues.

**Example:**



What would happen if heavy rain lasted for a few days?

There would be floods.



What causes a landslide?

Heavy rainfall and \_\_\_\_\_



What causes a tsunami?

Underwater earthquakes \_\_\_\_\_



What would happen if there was no rainfall for a long time?

\_\_\_\_\_  
\_\_\_\_\_





### Read and tick (✓).



Massive damage to properties.

No damage to properties.

Plenty of food and water supplies.

Food and water shortage.




Decrease in the spread of diseases.

Increase in the spread of diseases.



Damage to roads and buildings.

Roads and buildings are well-maintained.





## Read and circle.

It rained for many days.  
Kiran and her family were  
trapped in a flood.

They had to climb the roof  
for safety. Kiran's mother called  
the firefighters. Moments later,  
a boat came to get them.

They went to the relief centre.  
Kiran and her family were  
grateful for the help.



- 1 What happened after it rained for many days?  
(a) flood    (b) drought    (c) tsunami    (d) thunderstorm
- 2 Who did Kiran's mother call for help?  
(a) police    (b) SMART    (c) firefighters    (d) neighbours
- 3 What was used to save them?  
(a) car    (b) boat    (c) ambulance    (d) motorcycle
- 4 Where did they go after they were saved?  
(a) library    (b) post office    (c) supermarket    (d) relief centre




### Read, number, and write.

They called 999 for help.

Suddenly, a landslide occurred.

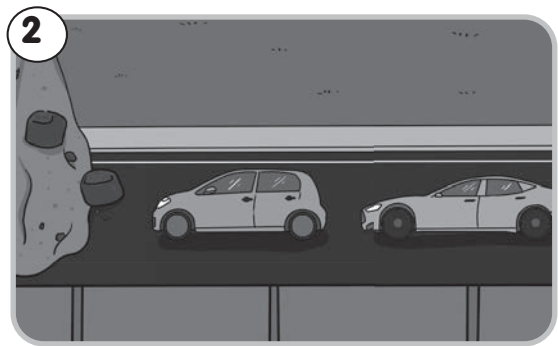
Su Ping's family were going to Cameron Highlands.

Many cars were trapped on the road.



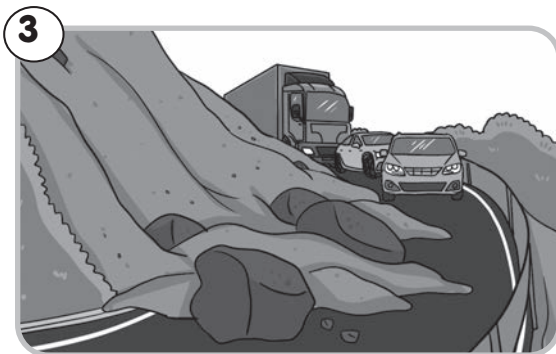
---

---



---

---



---

---



---

---



Day: \_\_\_\_\_

Date: \_\_\_\_\_



**Write.**

Heatwave is an \_\_\_\_\_

It can be \_\_\_\_\_

**DO'S**

\_\_\_\_\_

\_\_\_\_\_

**DON'TS**

\_\_\_\_\_

\_\_\_\_\_

**DON'TS**

\_\_\_\_\_

\_\_\_\_\_

**DO'S**

\_\_\_\_\_

\_\_\_\_\_



Day: \_\_\_\_\_

Date: \_\_\_\_\_



## Punctuate and rewrite.

smart is a disaster relief and special rescue team  
its members consist of the malaysian army police  
and firefighters

they use many modern equipment in their operations  
their expertise includes water and mountain rescue

---

---

---

---

---

---

---

---

---

---

---

---

---

---

---

---

---

---

---

---

---

---

---

---

4.2.1

Teacher's  
Notes

Guide the pupils to punctuate correctly.  
Assist them to rewrite the sentences in paragraphs.

**TB Page 76**

Day: \_\_\_\_\_

Date: \_\_\_\_\_



**Complete and write.**

Disaster	Cause	Effect
monsoon flood	_____	spread of diseases
_____	heavy rainfall	damage to properties
drought	little or no rainfall	_____
tsunami	_____	_____

### 1. Monsoon flood

Cause: \_\_\_\_\_

Effect: \_\_\_\_\_

### 2. Landslide

Cause: \_\_\_\_\_

Effect: \_\_\_\_\_

### 3. Drought

Cause: \_\_\_\_\_

Effect: \_\_\_\_\_

### 4. Tsunami

Cause: \_\_\_\_\_

Effect: \_\_\_\_\_

Day: \_\_\_\_\_


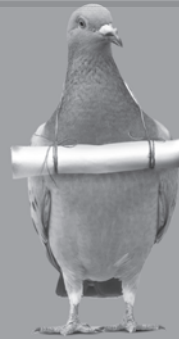

Date: \_\_\_\_\_

# Unit 11

# Social Media



**Listen and underline.**



In the past, people used (smoke signals/fire signals) to communicate. Then, people sent messages using (emails/carrier pigeons).

Many years later, the (telephone/television) was invented. Nowadays, people use (letters/smartphones) to communicate. People can also video chat and send emails using the Internet.



1.2.1  
1.2.2

Teacher's  
Notes



Audio


Scan the QR code to listen to the audio recording. Teachers can also read the sentences. Guide the pupils to listen and underline the correct words.



## Match and say.



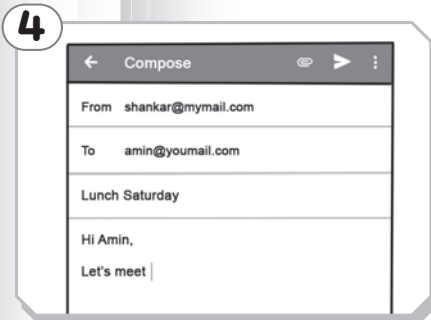
I went to the post office to send them.



Today, I can just send emails.



I used to send letters to my friend.



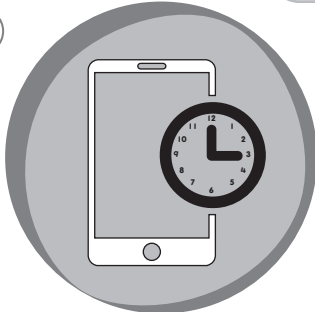
My friend waited for a few days to receive the letters.



**Read and tick (✓).**

**Social Media Guidelines**

1



Don't spend too much time on social media.

Ask permissions from your parents.

2



Don't share fake news.

Protect your personal information.

3



Don't spend too much time on social media.

Ask permissions from your parents.

4



Don't share fake news.

Protect your personal information.





## Read and circle.

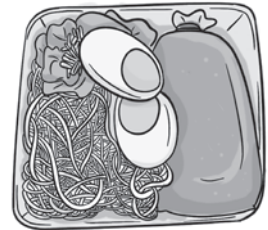
1. How do you describe Rania?

- (a) She is a lazy girl.  
(b) She is a hardworking girl.



2. What do Rania and her mother sell?

- (a) They sell laksa.  
(b) They sell nasi lemak.



3. Why could Rania no longer sell laksa?

- (a) Her mother was sick.  
(b) Her mother was sleeping.



4. How does Rania's teacher help her?

- (a) She helps Rania to sell the laksa.  
(b) She helps Rania to promote it on social media.



5. How does Rania manage the online orders?

- (a) She uses delivery services.  
(b) She opens a restaurant.



Day: \_\_\_\_\_

Date: \_\_\_\_\_




## Read and complete.

Dear pupils,

Our **English** class will be held on **Monday**. It will start at **9:00 a.m.** We will use **Voogle Classroom** platform for the class.

We will learn about **social media**. Please read page 70 of the **textbook** before we begin. Don't forget to have your **breakfast**.

Best regards,  
Mr Shankar



## Complete the information.

**Subject:** English

**Day:** \_\_\_\_\_

**Time:** \_\_\_\_\_

**Platform:** \_\_\_\_\_

**Topic:** \_\_\_\_\_

**Reminder:**

(a) \_\_\_\_\_

(b) \_\_\_\_\_

3.1.1  
3.1.2





Teacher's  
Notes

Guide the pupils to read the email and complete the information.



## Write.

Social media can be used for many things.  
The table below shows how the pupils use it.

Kiran	Zaki	Su Ping	Ampal
			
online learning	meet new people	fun and entertainment	keep in touch with friends

**1** How does Kiran use social media?

She uses it for \_\_\_\_\_.

**2** How does Su Ping use social media?

She uses it for \_\_\_\_\_.

**3** Who uses social media to meet new people?

\_\_\_\_\_ uses it to meet new people.

**4** Who uses social media to keep in touch with friends?

\_\_\_\_\_ uses it to keep in touch with his friends.



**Complete the tree map.**

**Social Media**

**Pros**

**Cons**

1. It provides us \_\_\_\_\_  
\_\_\_\_\_  
\_\_\_\_\_

1. It can \_\_\_\_\_  
\_\_\_\_\_  
\_\_\_\_\_

2. It gives us \_\_\_\_\_  
\_\_\_\_\_  
\_\_\_\_\_

2. It can lead to \_\_\_\_\_  
\_\_\_\_\_  
\_\_\_\_\_

3. It allows us to \_\_\_\_\_  
\_\_\_\_\_  
\_\_\_\_\_

3. It can be a \_\_\_\_\_  
\_\_\_\_\_  
\_\_\_\_\_

4. It connects us to \_\_\_\_\_  
\_\_\_\_\_  
\_\_\_\_\_

4. It can affect \_\_\_\_\_  
\_\_\_\_\_  
\_\_\_\_\_

Day: \_\_\_\_\_

Date: \_\_\_\_\_



## Punctuate and rewrite.



Kiran



hello mr shankar

9:33 a.m.

hello kiran

9:35 a.m. ✓✓

do we have an online class tomorrow

9:36 a.m.

yes please remind zaki ampal and su ping

9:38 a.m. ✓✓

sure thank you mr shankar

9:40 a.m.

you're welcome kiran

9:42 a.m. ✓✓





## Number and write.

Rania gets many online orders.

Rania helps her mother to sell laksa at the night market.

Rania's teacher helps her to promote it on social media.

One day, her mother was sick.


Day: \_\_\_\_\_

Date: \_\_\_\_\_



### Choose and write.

I am

Zaki.

Su Ping.

I have a

mobile phone.

laptop.

I like to

watch videos

on my

laptop.

listen to music

mobile phone.



---

---

---

---

---

---

---

---

---

---

---

---



Day: \_\_\_\_\_

Date: \_\_\_\_\_

# Unit 12


# Planets and Space



**Listen and number.**


**Example:**

**Write number 1 for Mercury.**




Mercury

1



Mars




Neptune




Jupiter




Uranus



Earth



Venus



Saturn

1.2.1

Teacher's  
Notes

Say the planets in sequence and get the pupils to listen.  
Guide them to number the planets correctly.



## Complete the dialogues.

Which planet do we live on?

We live on \_\_\_\_\_.

How many moons does it have?

It has \_\_\_\_\_.

Where is it located from the Sun?

It is the \_\_\_\_\_  
\_\_\_\_\_ from the Sun.



## Read and colour.

### Earth

The Earth is our planet. It is the third planet from the Sun. It has land and water on it.

The Earth moves around the Sun. One day on the Earth is 24 hours. The Earth also has one moon.

So far, it is the only planet with living things. We should take care and love our planet.



(Source: <https://solarsystem.nasa.gov/planets/earth/overview/>)

## Colour the correct words.

1. The Earth is the  third  second planet from the Sun.

2. It moves around the  Moon  Sun.

3. It also has  one moon  two moons.

4. One day on the Earth is  12 hours  24 hours.


5. The  Mars  Earth is the only  planet  star with living things.





**Read, cut, and paste. Then, write.**

### Guess the Planets



Saturn

I am called the Red Planet.  
I am the fourth planet from the Sun.  
Which planet am I?


I am \_\_\_\_\_.



Uranus

I rotate on my side.  
I am the seventh planet from the Sun.  
Which planet am I?


I am \_\_\_\_\_.



Mars

I am the smallest planet.  
I am the first planet from the Sun.  
Which planet am I?

I am \_\_\_\_\_.



Mercury

I have beautiful rings.  
I am the sixth planet from the Sun.  
Which planet am I?

I am \_\_\_\_\_.





**Complete the crossword.**

**Across**

1. Jupiter is the  planet in the Solar System.
2. Uranus rotates on its .
3. There are  planets in the Solar System.

**Down**

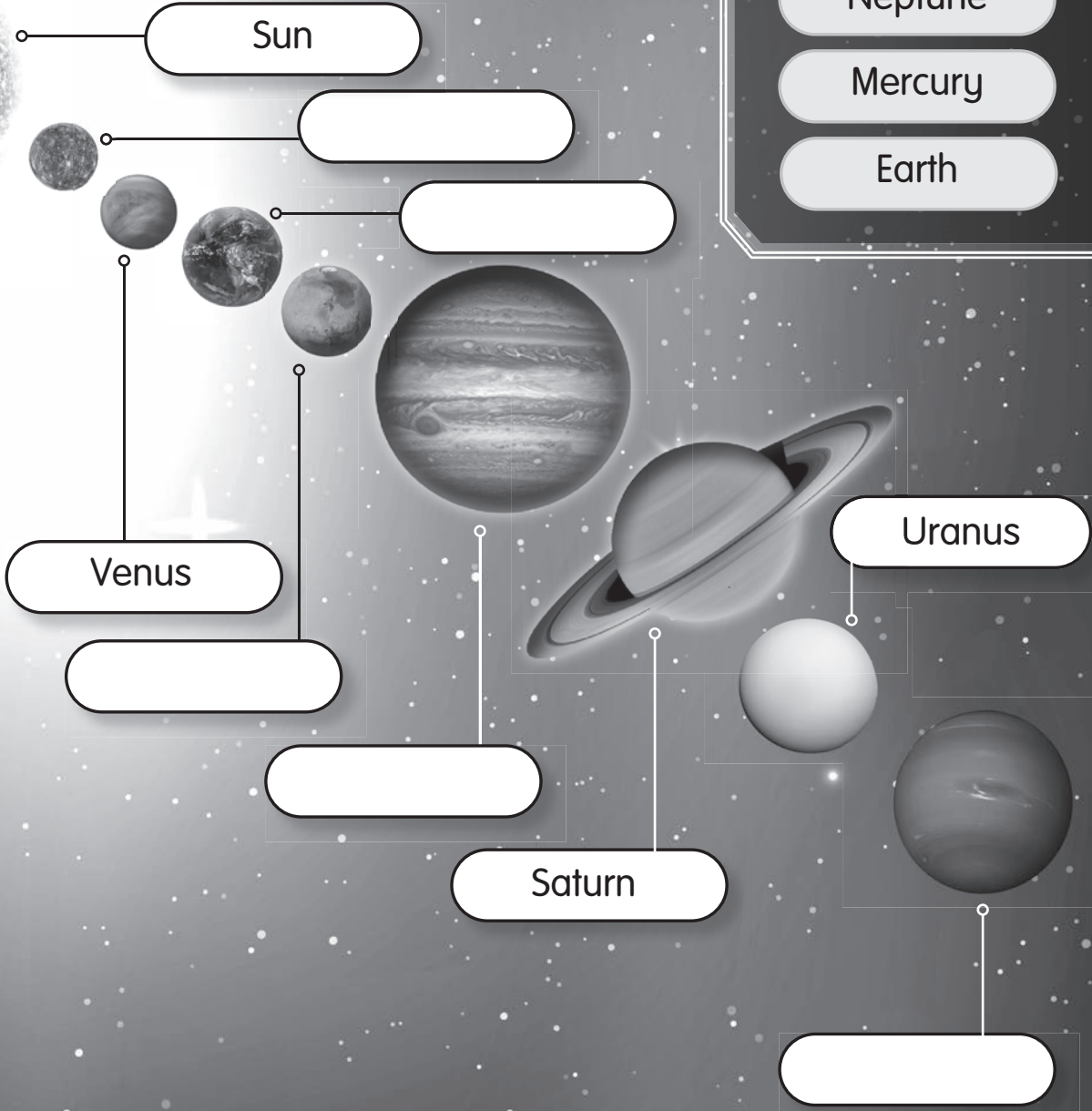

4. Saturn has beautiful .
5. Mercury is the  planet in the Solar System.
6. The Sun gives us  so that we can see.

Day: \_\_\_\_\_

Date: \_\_\_\_\_



**Label.**



Jupiter

Mars

Neptune

Mercury

Earth

Day: \_\_\_\_\_

Date: \_\_\_\_\_



**Complete the table.**




Planet	Position from the Sun	Feature
<b>Example:</b> Mercury	first	the nearest planet to the Sun
Venus	_____	the hottest planet
Earth	third	_____ _____
_____	fourth	known as the Red Planet
Jupiter	_____	the biggest planet
_____	sixth	_____ _____
Uranus	_____	_____ _____
_____	_____	very dark and cold




**Write.**

**Example:**



**Mercury – first planet – Sun.  
It – smallest – planet.  
Mercury is the first planet from  
the Sun. It is the smallest planet.**

**1**



Venus – second planet – Sun.  
It – hottest – planet.

\_\_\_\_\_

\_\_\_\_\_

**2**




Jupiter – fifth planet – Sun.  
It – biggest – planet.

\_\_\_\_\_

\_\_\_\_\_

**3**



Neptune – eighth planet – Sun.  
It – farthest – planet.

\_\_\_\_\_

\_\_\_\_\_

Day: \_\_\_\_\_

Date: \_\_\_\_\_



**Rearrange and write.**



1 The Sun a star. is actually

---

---

2 move around The eight planets the Sun.

---

---

3 Solar System. is the centre The Sun of the

---

---

4 to make The Sun us warm. gives heat

---

---

5 All living things the Sun. depend on on the Earth

---

---





**Rewrite.**

### National Planetarium

They watched a video about a . Next, they

learned about . They also tried the .

It felt like they were travelling in space. Then, they used a



to observe the Sun.

The pupils went for a school trip to the National Planetarium. \_\_\_\_\_

---

---

---

---

---

---

---

---

---

---