

SPECIAL EDUCATION STANDARD BASED CURRICULUM
FOR PRIMARY SCHOOL

ENGLISH

(LEARNING DISABILITIES)

YEAR 2

ACTIVITY BOOK

Writers:

Amuthaa a/p Balasubramaniam
Ruzliana binti Romali

Editor:

Mohamad Arshad bin Sulaiman

Designer:

Nurul Emira binti Abdul Jimin

Illustrators:

Nurul Emira binti Abdul Jimin
Irni Norfahana binti Md Nor



DBP

Dewan Bahasa dan Pustaka
Kuala Lumpur
2017



KEMENTERIAN PENDIDIKAN MALAYSIA

Serial No.: 0006

KK 428-221-0302021-49-1620-20101

ISBN 978-983-49-1620-6

First Printing 2017

© Ministry of Education Malaysia 2017

All rights reserved. No part of this book may be reproduced or transmitted in any form or by any means, electronic or mechanical, including photocopying, recording, or any information storage and retrieval system without permission in writing from the Director-General, Ministry of Education Malaysia. Negotiation is subject to the calculation of royalty or honorarium.

Published for the Ministry of Education Malaysia by:

Dewan Bahasa dan Pustaka,
Jalan Dewan Bahasa,
50460 Kuala Lumpur.
Telephone: 03-2147 9000 (8 hunting lines)
Facsimile: 03-2147 9643
Website: <http://www.dbp.gov.my>

Design and Typeset:
Aliran KH Enterprise

Text typeface: Azim

Text typeface size: 18 points

Printed by:
Global Smart Printing Sdn. Bhd.,
A-G-20, Jalan UP 1/1A, Spring Ville,
Taman Ukay Perdana, 68000 Ampang,
Selangor Darul Ehsan.

Acknowledgements

The Ministry of Education would like to express their appreciation to the following parties:

- The Evaluation Panel, Ministry of Education
- The Panel of Readers, Ministry of Education
- Officers of the Textbook Division and Curriculum Development Division, Ministry of Education
- The Evaluation Panel, Dewan Bahasa dan Pustaka
- The Panel of Readers, Dewan Bahasa dan Pustaka

Every effort has been made to trace the ownership of copyright materials.

Any information that enables the publisher to correct any errors or omit any materials in future reprints is welcome.

Contents

	Myself	iv
Unit 1	Welcome Back	I
Unit 2	My Body	7
Unit 3	My Big Family	13
Unit 4	Good Manners	21
Unit 5	Clothes We Wear	27
Unit 6	Colours Everywhere	33
Unit 7	Fruits and Vegetables	39
Unit 8	Count Together	47
Unit 9	Months of the Year	55
Unit 10	Work We Do	61
Unit 11	Going Around	69
Unit 12	Animals I Love	77



Myself



My name is _____.

I am _____ years old.

I am in Year 2 _____.



Unit 1

Day: _____

Date: _____

Welcome Back



Listen and colour.



canteen

library



field

computer room




school hall

canteen




library

classroom




TB Pages
2 & 3

Say aloud the words and ask the pupils to colour the correct words.



Teacher's
Notes



Day: _____

Date: _____

Read and match.

1 library




2 canteen



3 classroom



4 school hall



Teacher's
Notes

Guide the pupils to read and match the words
to the correct pictures.



Day: _____

Date: _____



Read and write.

library

eat

books

use

computer


canteen



Example:

This is the field.

I play football here.



This is the _____.

I _____ and drink here.



This is the _____ room.

I _____ the computer here.




This is the _____.

I read _____ here.



Guide the pupils to fill in the blanks.



Day: _____

Date: _____



Write and complete the bubble map.



Example:

library



Places in
My School



Teacher's
Notes

Guide the pupils to complete the bubble map.






Day: _____

Date: _____


Trace and write.



turn left




turn right



go straight on



Guide the pupils to trace and write the phrases.





Day: _____

Date: _____

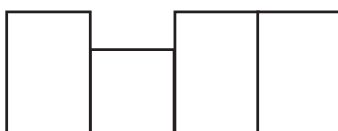


Write.





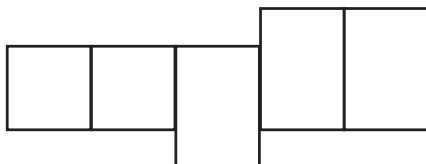
1 How do you go to the canteen?

turn



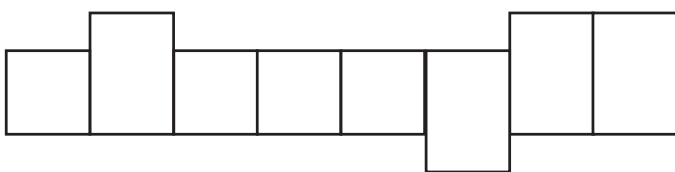
2 How do you go to the library?

turn



3 How do you go to the classroom?

go



on



Teacher's
Notes

Guide the pupils to fill in the missing letters.



Unit 2

Day: _____

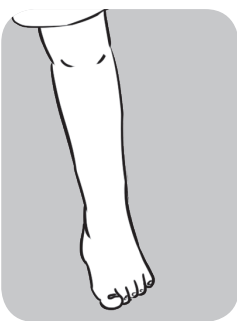
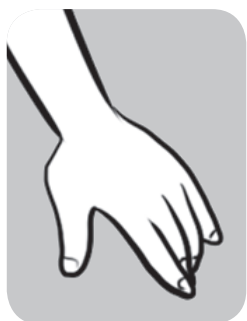
Date: _____

My Body



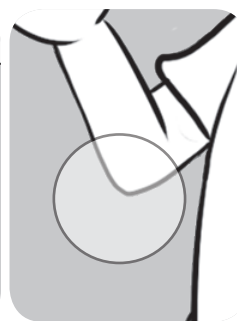
Listen and colour.

1



hand

2



elbow

3



finger


4




leg



Say parts of the body in each set. Get the pupils to colour the correct pictures.





Day: _____

Date: _____

Read and write.

finger

knee


hand

leg

foot

elbow

shoulder




Teacher's
Notes

Assist the pupils to read and write parts of the body correctly.



2.1.1, 3.1.1
TB Page 6



Day: _____

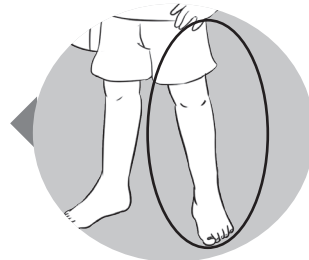
Date: _____

Read and match.

1 my hand



2 my knee



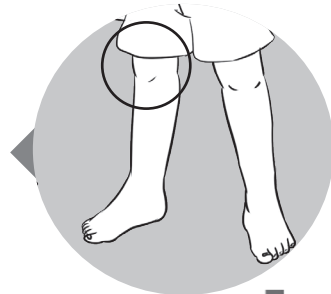
3 my foot



4 my finger




5 my leg



2.1.3

Get the pupils to read and match the phrases to the pictures.



Teacher's
Notes



9

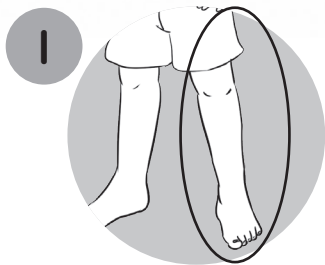


Day: _____

Date: _____



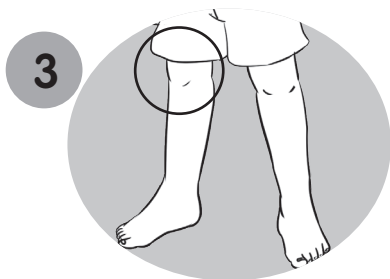
Circle and write.





leg




q	w	g	k	n	e	e	j
c	f	r	n	g	d	n	s
g	o	a	l	e	g	f	h
x	o	n	b	f	s	d	o
e	t	d	t	s	d	c	u
v	d	m	g	t	e	k	l
s	e	l	b	o	w	t	d
g	r	t	n	d	f	a	e
r	d	e	t	t	h	n	r









Guide the pupils to fill in the blanks with the correct parts of the body.





Day: _____

Date: _____



Write.

run

snap

clap

stamp

1



I use my legs to

--	--	--

.

2



I use my hands to

--	--	--	--

.

3



I use my feet to

--	--	--	--	--

.


4



I can

--	--	--	--

 my fingers.



Day: _____

Date: _____



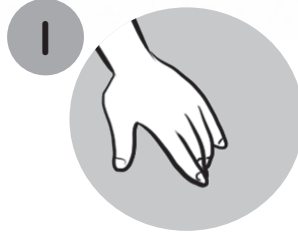
Rearrange the letters.

Example:



k e
e n

k n e e



a h
d n

Four empty boxes for the word.

2



o o
t f

Four empty boxes for the word.

3



r e
i f
n g

Five empty boxes for the word.

4



o e
w b
l

Five empty boxes for the word.

5



e o l
s
h d
u r

Seven empty boxes for the word.



Teacher's Notes

Guide the pupils to read and rearrange the letters to form words.



Unit 3


Day: _____

Date: _____

My Big Family




Listen and tick (✓).




1 Wai Kit's uncle

True	False



2 Wai Kit's brother

True	False



3 Wai Kit's aunt

True	False




4 Wai Kit's grandfather

True	False



5 Wai Kit's father

True	False



6 Wai Kit's sister

True	False

1.4.1(ii)


Read the phrases aloud and get the pupils to repeat. Guide them to tick the correct boxes.

Teacher's Notes




Day: _____

Date: _____

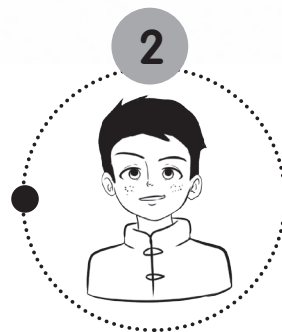


Match the pictures.





grandmother

uncle





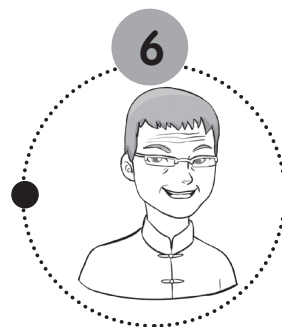
aunt

brother



sister

grandfather



Teacher's
Notes

Guide the pupils to read and match the words to the pictures.



2.1.1

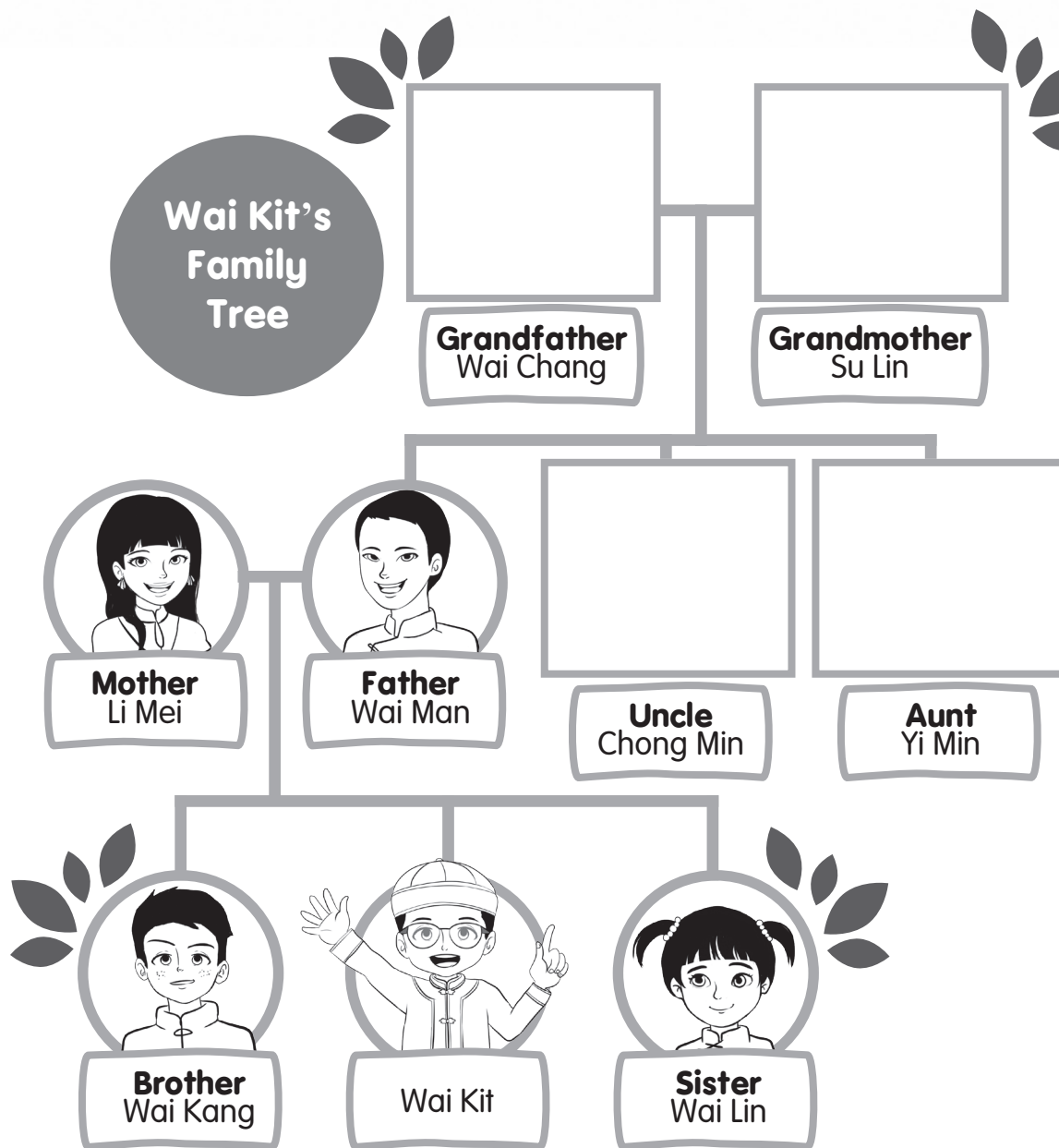


Day: _____

Date: _____

Read, cut, and paste.

Wai Kit's Family Tree





Day: _____

Date: _____



Read and answer.


grandmother


sister

aunt


uncle


brother

1  Who is Wai Lin?
She is Wai Kit's _____.

2  Who is Yi Min?
She is Wai Kit's _____.

3  Who is Chong Min?
He is Wai Kit's _____.

4  Who is Wai Kang?
He is Wai Kit's _____.

5  Who is Su Lin?
She is Wai Kit's _____.




Teacher's
Notes

Guide the pupils to read and write the answers.



2.1.1
2.1.3



Day: _____

Date: _____

Search and colour.

sister

aunt

uncle

grandmother

brother


grandfather

g	r	a	n	d	f	a	t	h	e	r
c	b	r	n	u	z	n	g	a	k	r
g	r	a	y	n	m	o	t	u	a	a
x	o	n	b	c	s	d	e	n	u	n
e	t	d	t	l	d	c	z	t	n	d
v	h	m	g	e	e	k	y	m	t	f
s	e	o	s	i	s	t	e	r	f	a
f	r	t	n	d	f	a	t	z	u	t
g	r	a	n	d	m	o	t	h	e	r



2.1.1


Assist the pupils to search for the words in the word maze and colour them.



Teacher's Notes



17




Day: _____

Date: _____

Read and tick (✓).

Example:

clever brother



1 pretty aunt




2 handsome uncle



3 loving grandmother



4 kind grandfather



Get the pupils to read the phrases. Get them to identify and tick the correct pictures.



Day: _____

Date: _____



Fill in the missing letters.



Example:

b r o t h e r

1



a n

2



u c e

3



g r n m h r


4



g n f t e



Get the pupils to fill in the missing letters.





Day: _____

Date: _____




Punctuate the sentences.



Example:

his is my mother○

This is my mother.




1

his is my aunt○



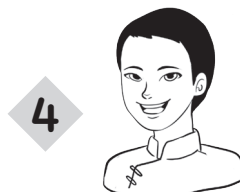
2

his is my uncle○




3

his is my brother○



4

his is my father○



5

his is my grandmother○



Teacher's
Notes

Guide the pupils to punctuate and rewrite the sentences correctly.



3.2.2

Unit 4

Day: _____

Date: _____

Good Manners




Listen and number.



Describe the pictures to the pupils. Get them to number the boxes according to the manners shown. For example:

1. Asking for permission.
2. Showing appreciation.
3. Queuing up in the canteen.
4. Apologising to others.

Teacher's
Notes



Day: _____

Date: _____



Read and write.

I am sorry.

Thank you.

Please
queue up.


May I go to the
toilet, please?



Teacher's
Notes

Guide the pupils to write the correct answer for each situation.





Day: _____

Date: _____

Fill in the blanks.

Thank you

Hello

Goodbye

You are welcome



Hello, this is Liza. May I speak to Aqil, please?

_____ Liza, how are you?



I am fine, Aqil. _____ for the gift.



_____, Liza.




_____, Aqil.

Goodbye, Liza.



Get the pupils to complete the telephone conversation.





Day: _____


Date: _____




Trace and write.



Thank you.




I am sorry.



Guide the pupils to trace and rewrite the sentences.





Day: _____

Date: _____


Fill in the blanks.

queue up

I am sorry

Thank you

You are welcome



3.1.1

Explain the picture to the pupils. Talk about the good manners in the picture. Guide them to fill in the blanks.

Teacher's
Notes

25

Day: _____

Date: _____



Number and write.



It is recess.

Liza says "I am sorry".

Liza does not queue up.

Liza runs out quickly.

1

2

3

4



Teacher's
Notes

Get the pupils to number and write the story in a correct sequence.



Unit 5

Day: _____

Date: _____

Clothes We Wear



Listen and colour.

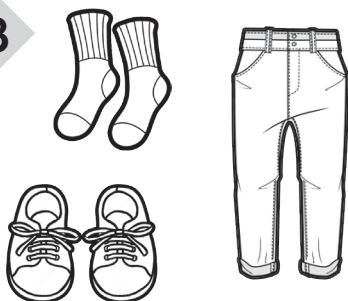
1



2



3




4



5




Say aloud one item in each set. Get the pupils to listen.
The pupils then colour it.






Day: _____

Date: _____



Read and match.

Example:



shirt

yellow blouse

1



skirt

red shoes

2



blouse

blue shirt

3



a pair of socks

green skirt

4



a pair of shoes

purple socks




28

Teacher's Notes

Guide the pupils to match and colour the pictures correctly.



2.1.2



Day: _____

Date: _____

Read and tick (✓).


It is Liza's birthday. Her friends are at the birthday party. Sima wears a **blouse**. She also wears a **skirt**. Aqil wears a **shirt** and his favourite **trousers**. They enjoy the party.

Tick (✓) the correct pictures.

1 It is  birthday.

2 Sima wears a 


3 She also wears a 


4 Aqil wears a 

5 He also wears his favourite 



Guide the pupils to read and tick the correct answers.






Day: _____

Date: _____


Read and write.



1 Sima wears a _____ and _____.

2 Aqil wears a pair of _____ and a _____.

3 Wai Kit wears a pair of _____ and _____.



Get the pupils to read and fill in the blanks with the correct answers.






Day: _____

Date: _____

Write.

Example:



s u
e l
b o

b l o u s e

blouse

1



h s
t i
r

s h

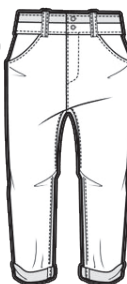
2



o s
c s k

o s

3



t s e
r u
r o s

t u



Day: _____

Date: _____



Complete the sentences.

Example:




This is a shoe.



These are shoes.

1



This is a _____.



These are _____.

2




This is _____.




These _____.

3



This _____.



These _____.



Teacher's
Notes

Explain singular and plural nouns. Assist the pupils to complete the sentences.



Unit 6

Day: _____

Date: _____


Colours Everywhere



Listen and colour.

Children's Day
Celebration

SK Taman Utara



SK TAMAN UTARA, 57000 KUALA LUMPUR

NO	NAME	AGE	SEX	RELIGION	ADDRESS	TELEPHONE	DATE
1	Abdullah	10	M	Islam	123, Jalan	011-1234567	10/10/2010
2	Abdullah	10	M	Islam	123, Jalan	011-1234567	10/10/2010
3	Abdullah	10	M	Islam	123, Jalan	011-1234567	10/10/2010
4	Abdullah	10	M	Islam	123, Jalan	011-1234567	10/10/2010
5	Abdullah	10	M	Islam	123, Jalan	011-1234567	10/10/2010
6	Abdullah	10	M	Islam	123, Jalan	011-1234567	10/10/2010
7	Abdullah	10	M	Islam	123, Jalan	011-1234567	10/10/2010
8	Abdullah	10	M	Islam	123, Jalan	011-1234567	10/10/2010
9	Abdullah	10	M	Islam	123, Jalan	011-1234567	10/10/2010
10	Abdullah	10	M	Islam	123, Jalan	011-1234567	10/10/2010

I.I.1
I.I.2

Get the pupils to colour the balloons according to the teacher's instructions. Example: *Colour balloon number 1 red.*

Teacher's
Notes

33

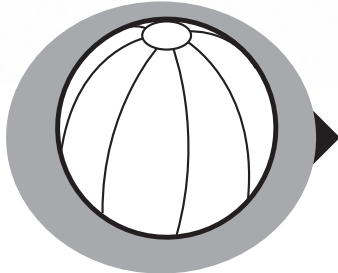


Day: _____

Date: _____

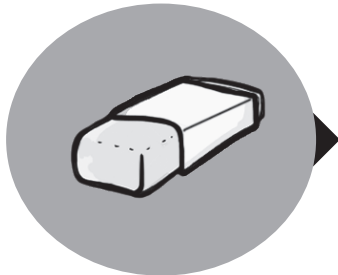
Read, match, and colour.

1



red pencil

2



yellow shirt

3



blue ball

4



orange rubber

5




green leaf



Teacher's
Notes

Guide the pupils to read and match the phrases.
Guide them to colour each picture.





Day: _____

Date: _____

Read, colour, and label.

I am at the garden.

The sky is **blue**.

The grass is **green**.


The roses are **red**.

The sunflowers are **yellow**.

I see colours everywhere.



sky



2.1.3
3.1.1

Guide the pupils to read the sentences and label the things. Assist them to colour the things according to the words in bold.

Teacher's
Notes

35



Day: _____

Date: _____



Fill in the missing letters. Then, colour.

Example:

l r e d



2 o _ _ _ e



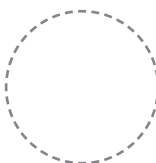
3 y _ _ _ w



4 g _ e _ _





5 b _ u _



6 i _ d _ _ o



7 v _ _ l _ t



Guide the pupils to fill in the blanks with the correct letters. Colour the circles and the rainbow based on the answers.





Day: _____

Date: _____

Write and colour.

red balloon


purple bag

green shirt

pink hat

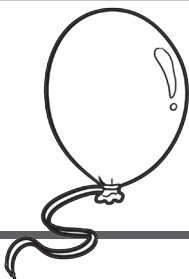
yellow dress

Example:



I have a yellow dress.

1




I have a _____.

2



I have a _____.

3



I have a _____.

4



I have a _____.

3.1.1

Guide the pupils to read and write the phrases. Get them to colour the pictures.

Teacher's
Notes

37

Day: _____

Date: _____



Rearrange the words to form phrases.


Example:

ball

blue

a

a blue ball




1

red

a

pencil



2

green

leaf

a



3

banana

a

yellow

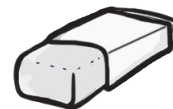


4

orange

an

rubber



Teacher's
Notes

Guide the pupils to read and rearrange the words to form phrases.



Unit 7


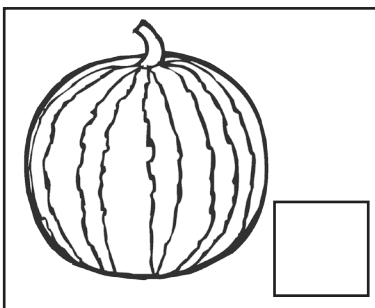
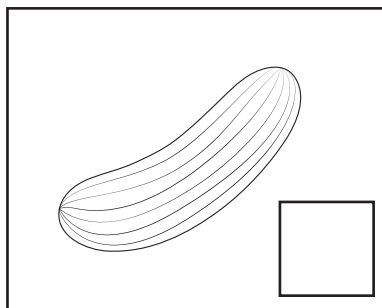
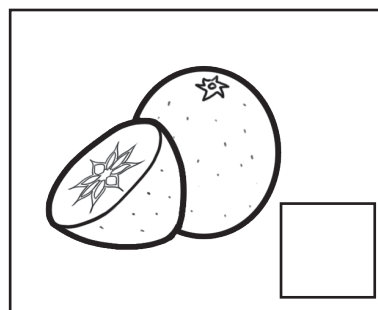
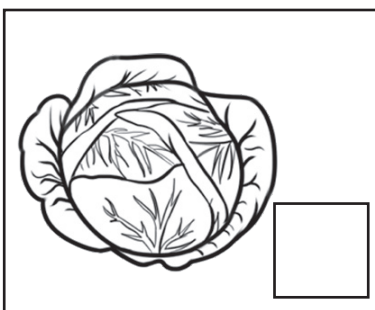

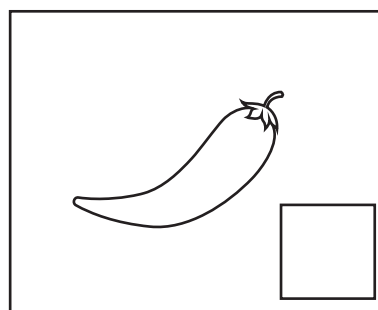

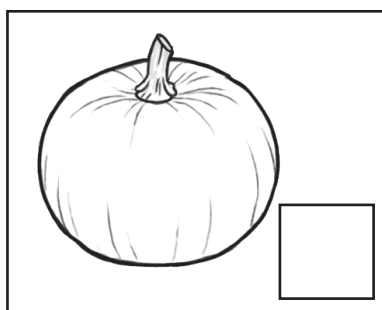
Day: _____

Date: _____


Fruits and Vegetables



Listen and number.



Name the fruits and vegetables. Get the pupils to repeat and number the boxes (1 to 9).




Teacher's
Notes




Day: _____

Date: _____



Read and colour.

1



This is a papaya.

Yes

No

2




This is a broccoli.

Yes

No

3




This is an apple.

Yes

No

4




This is a cabbage.

Yes

No

5



This is a chilli.

Yes

No

6



This is a pumpkin.

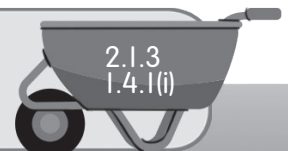
Yes

No




Teacher's
Notes

Guide the pupils to colour the correct answers.



2.1.3
1.4.1(i)



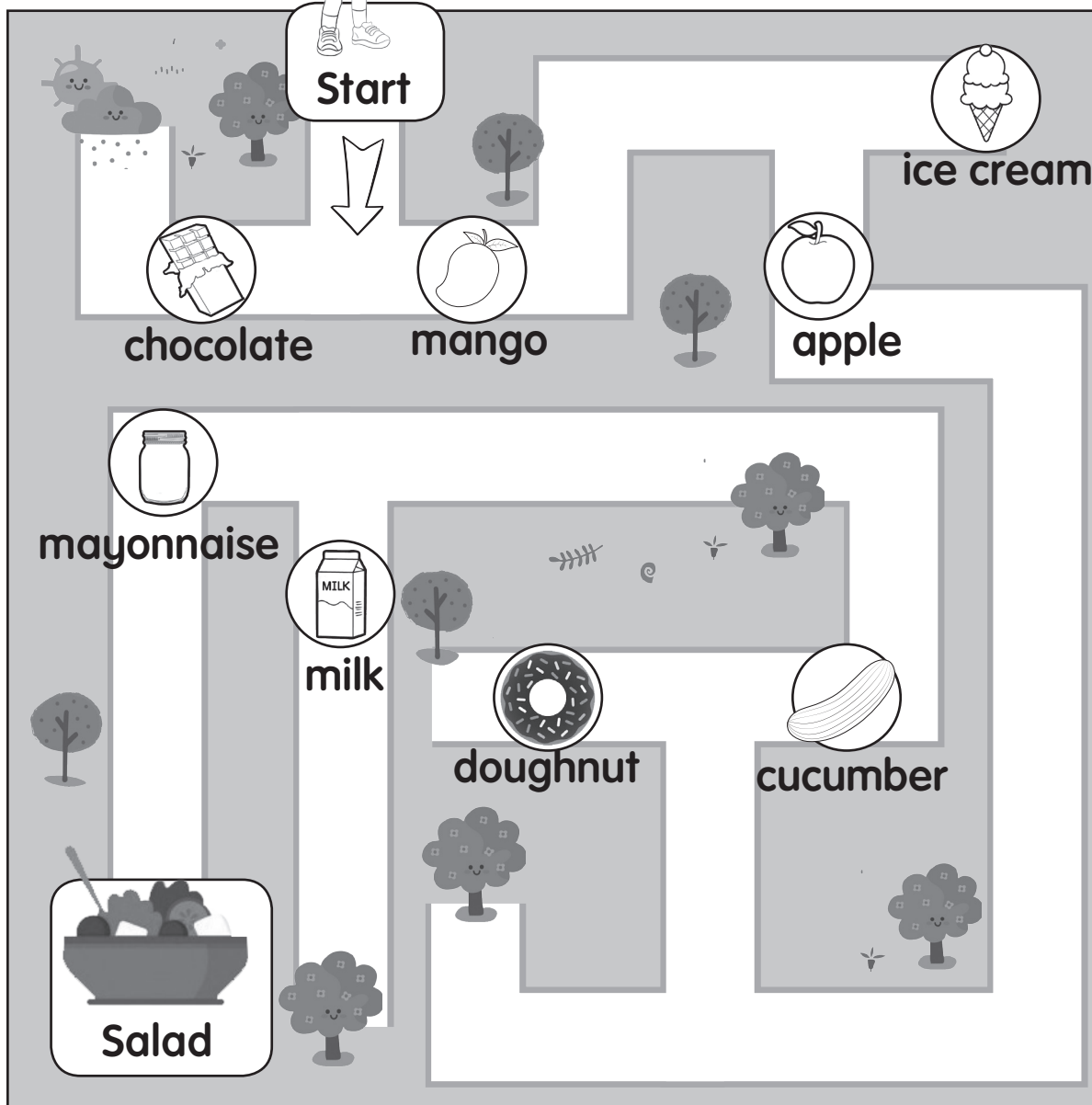
Day: _____

Date: _____

Read and choose.



Please help me to choose the ingredients for fruit and vegetable salad.






Day: _____


Date: _____




Match.




papaya



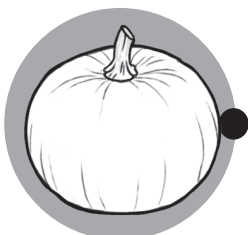
chilli




watermelon



pumpkin



cabbage



mango



broccoli



apple




Teacher's
Notes

Guide the pupils to read the words and match them to the correct pictures.



2.1.1



Day: _____

Date: _____

Read and number.



They are too sweet and bad for health.

Yes, mother. I will eat more fruits and vegetables.


Fruits and vegetables keep you healthy.

Wow! I love chocolates!



2.1.3
TB Page 34

Guide the pupils to read and number the dialogues in sequence.



Teacher's
Notes



43



Day: _____

Date: _____



Fill in the blanks.

chilli

naseberry

mango

broccoli

papaya

pumpkin

apple

cabbage

cucumber

watermelon

Fruits

papaya


Vegetables

chilli



Teacher's
Notes

Guide the pupils to read and fill in the blanks.



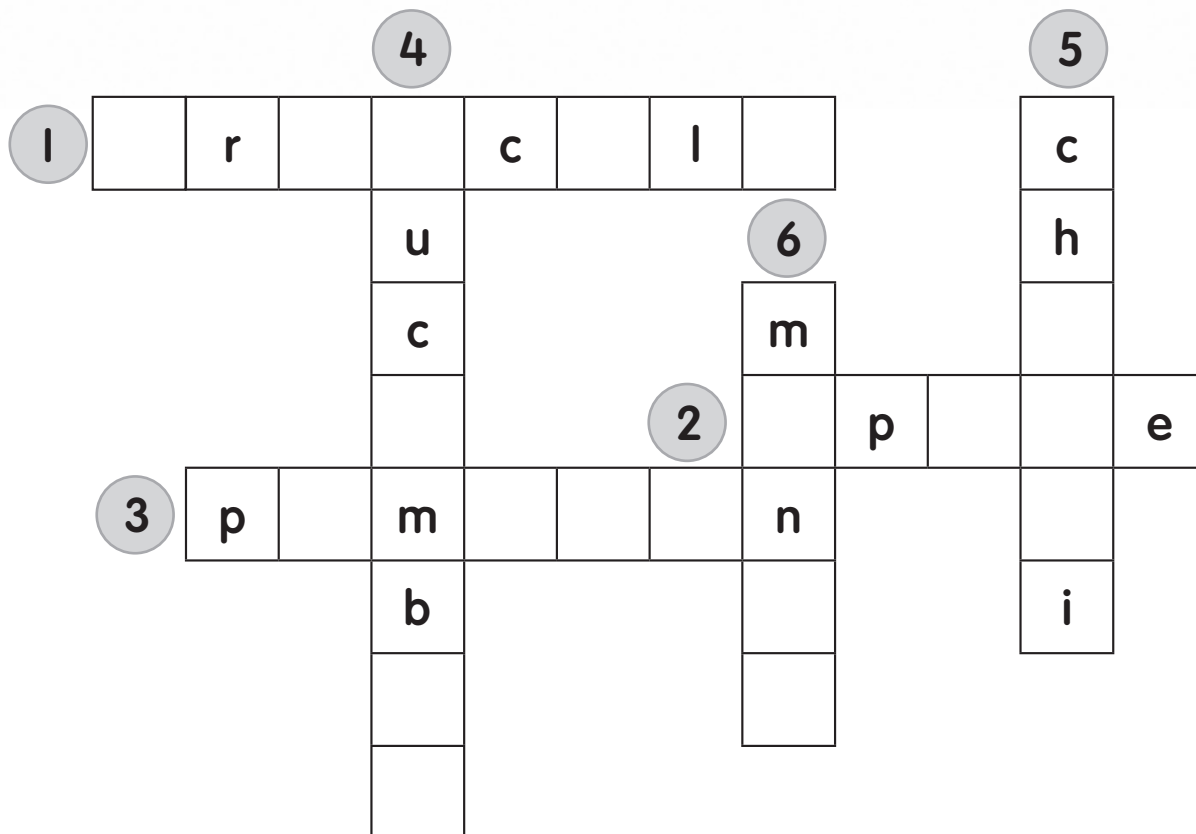
3.1.1, 2.1.1
TB Pages
32 & 33



Day: _____

Date: _____

Write.



Across:

1 Wai Kit likes  soup.

2 Aqil eats an .

3 Mr Gopi buys a .

Down:

4 The  is green.

5 The  is hot.

6 The  is sour.

3.1.2
2.1.3

Guide the pupils to complete the crossword puzzle.

Teacher's
Notes

45



Day: _____

Date: _____



Number and write.



Stir them.



Add mayonnaise.



Serve the salad.



Mix them.



1

2

3

4



46

Teacher's
Notes

Number and write the steps in sequence.



3.1.2, 2.1.3
TB Page 36

Unit 8

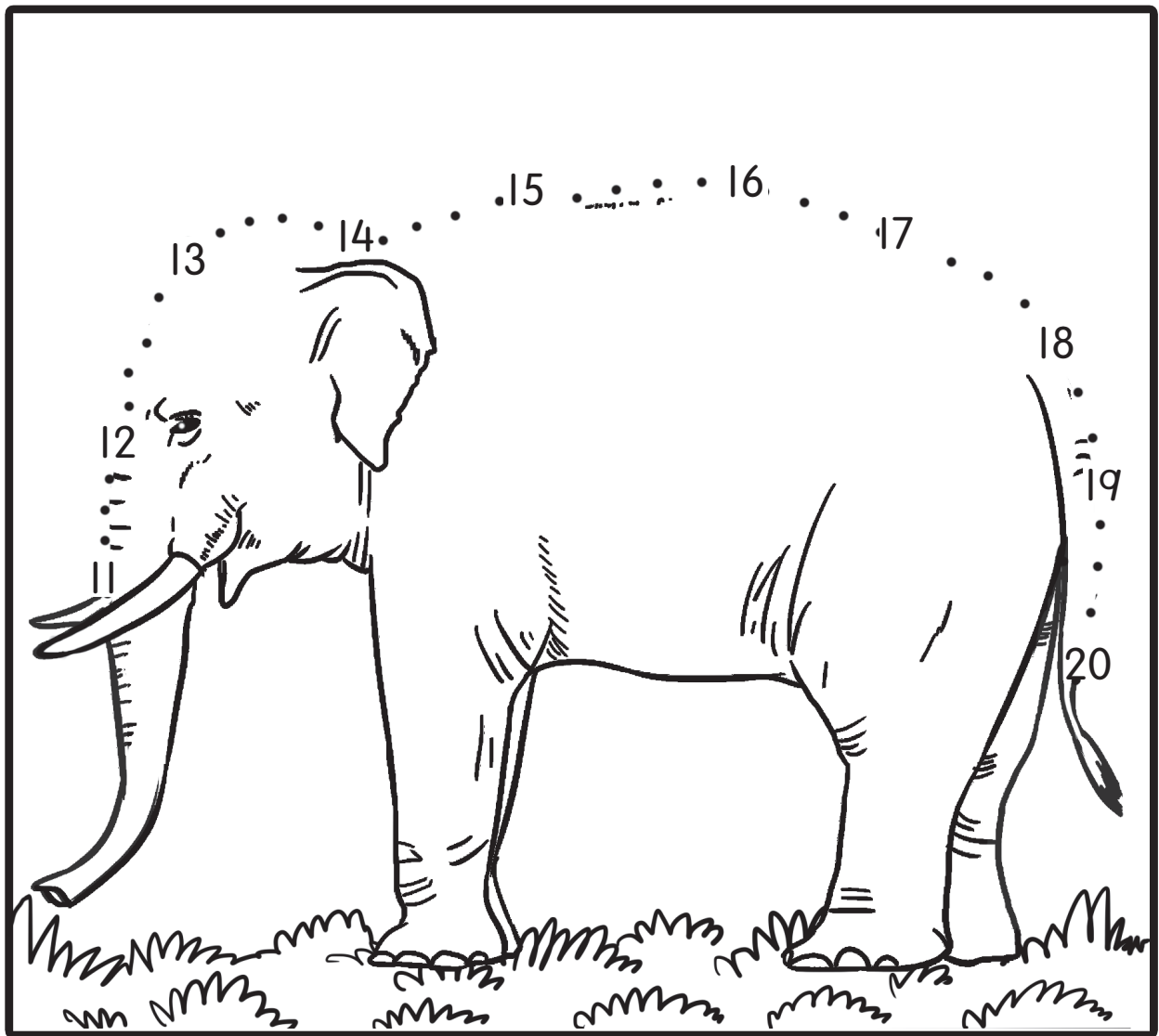
Day: _____

Date: _____


Count Together



Listen, trace, and colour.




Say aloud the numbers. Get the pupils to repeat and draw a line to complete the picture.



Teacher's
Notes






Day: _____

Date: _____

Read and count. Then, colour.


eleven red shirts



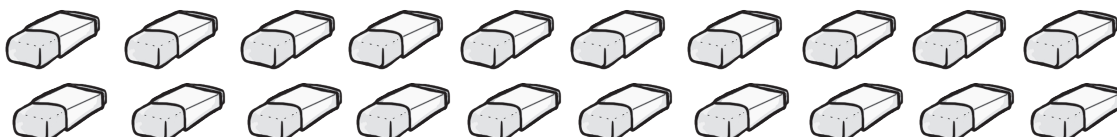
twelve orange bags



thirteen blue skirts




fourteen pink rubbers




Day: _____

Date: _____


fifteen brown bears




sixteen yellow bananas




seventeen purple books



eighteen green apples





Day: _____

Date: _____

Let's read and answer.

Liza and her mother go to the supermarket.

They buy **eleven** cucumbers.

They buy **fifteen** pumpkins.

They buy **sixteen** apples.

They also buy **twelve** mangoes.

Circle the correct answers.

1 They buy

11	19
----	----

 cucumbers.

2 They buy

17	15
----	----

 pumpkins.

3 They buy


16	13
----	----

 apples.

4 They also buy


14	12
----	----

 mangoes.



Guide the pupils to read and circle the correct answers.








Day: _____

Date: _____

Read, count, and write.




Example:

There are seventeen (nineteen/seventeen) rubbers.

- 1 There are _____ (fifteen/eighteen) pencils.
- 2 There are _____ (sixteen/eleven) sharpeners.
- 3 There are _____ (twelve/seventeen) rulers.



Guide the pupils to count and write the correct answers.




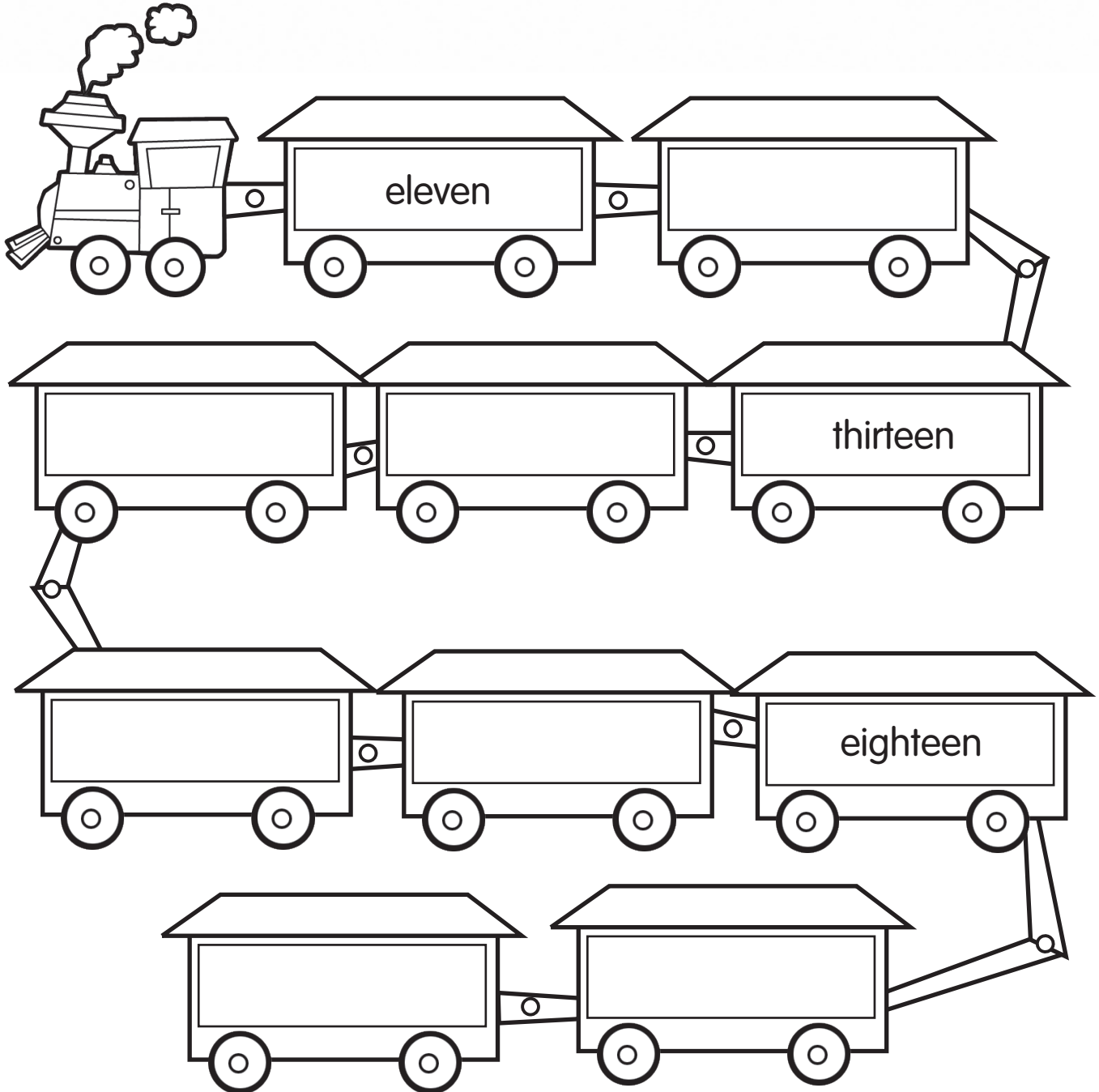


Day: _____

Date: _____



Fill in the blanks correctly.



Guide the pupils to write the numbers in word form.







Day: _____

Date: _____

Fill in the missing letters.



Assist the pupils to complete the crossword puzzle.





Day: _____

Date: _____



Rearrange and write.

Example:

sixteen

are

There

bags.

There are sixteen bags.

1

has

pencils.

thirteen

Wai Kit

2

fourteen

has

Aqil

books.

3

apples.

has

Sima

seventeen

4

red

Mr Gopi

has

eleven

sharpeners.



Teacher's
Notes

Guide the pupils to rearrange the words to form sentences.



3.1.2

Unit 9

Day: _____

Date: _____

Months of the Year



Listen and number.

November

February

September

April

December

January

May

July

October

March

August

June

1.2.1

Say aloud the months in sequence. Guide the pupils to number them from 1 to 12.

Teacher's
Notes


55



Day: _____

Date: _____

Read and play.



1

When does the school start?

2


Miss one turn.

10

Move back to box one.

9

What activity do we have in September?



8

Move back two spaces.

11

Where do we go in November?



12



What do we celebrate in April?



Day: _____

Date: _____

How to play:

1. Get the player to roll the dice. 
2. Move the token according to the number that appears. 
3. Guide them to answer the questions.

3

Move forward
four spaces.

4

What do we do in
February?



5

When is the
Sports Day?



6

7

When is National Day
celebrated?



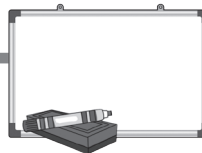
When do we celebrate
our birthdays?

13

Miss one
turn.

14

What do we
celebrate in May?



FINISH



Day: _____

Date: _____



Fill in the blanks.

September

July

June

November

March

February

1 Aqua therapy is in _____.


2 Sports Day is in _____.

3 Camping is in _____.

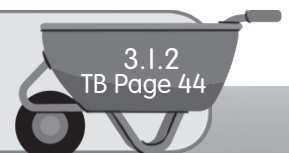
4 Aqil celebrates his birthday in _____.

5 Liza visits the zoo in _____.

6 Wai Kit has horse riding in _____.



Guide the pupils to fill in the blanks.



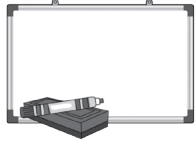
Day: _____

Date: _____




Rearrange the letters to form words.

Example:




a M y

1 Teachers' Day is in May.



b e e D c r e m

2 School holiday is in _____.




s A u u t g

3 National Day is in _____.



c O b e t r o

4 The pupils go bowling in _____.




r p e S m t e e b

5 We ride horses in _____.



3.1.2

Guide the pupils to rearrange the letters and write the months correctly.



Teacher's
Notes



59




Day: _____

Date: _____




Fill in the events of the months.

	Month	Event
	April	_____
	_____	Birthday celebration
	August	_____
	_____	School holiday
	September	_____



Teacher's
Notes

Guide the pupils to transfer the information correctly.



Unit 10

Day: _____

Date: _____

Work We Do



Listen and circle.

1



fireman

barber

teacher

2



barber

teacher

policeman

3




baker

teacher

barber

4




cobbler

waiter

baker

5



teacher

pilot

policeman

6




pilot

waiter

cobbler




Say aloud the occupations. Get the pupils to repeat and circle the correct answers.



Teacher's Notes





Day: _____

Date: _____

Read and match.

Example:




restaurant



bakery



police station



school




barbershop



Teacher's
Notes

Guide the pupils to read and match the pictures.





Day: _____

Date: _____

Read and write.

Example:



A cobbler works here.

cobbler

baker

1



A _____ works here.

barber

policeman

2



A _____ works here.

waiter

barber

3



A _____ works here.

baker

cobbler

4




A _____ works here.

teacher

waiter

5




A _____ flies an
aeroplane.

pilot

dentist




Get the pupils to read and write the correct answers.






Day: _____

Date: _____



Read and circle.



1 teacher

school

teeth

pupils



2 barber

bread

hair

scissors



3 baker

bakery

school

bread



4 policeman

pupils

teeth

police
station



5 cobbler

bread

shoes


hair



Teacher's
Notes

Get the pupils to read and circle the words which are unrelated to the occupations.





Day: _____

Date: _____

Read, cut, and paste.

1




I bake bread.
Who am I?

2



I teach pupils.
Who am I?

3


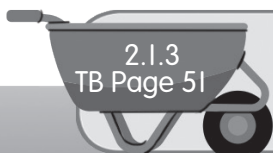



I mend shoes.
Who am I?

4



I fly an aeroplane.
Who am I?





Day: _____

Date: _____

Fill in the blanks.

I am a baker.


I am a policeman.

I am a teacher.

I am a cobbler.

I am a barber.

I am a waiter.




Guide the pupils to rewrite the dialogues.



Day: _____

Date: _____



Rewrite the sentences.

Example:

She is a  . She works in a  .

She is a baker. She works in a bakery.

1 He is a  . He works in a  .

2 He is a  . He works in a  .

3 He is a  . He flies an  .

3.1.1

Guide the pupils to replace the pictures with words.
Assist them to rewrite the sentences.

Teacher's
Notes

67



Day: _____

Date: _____



Complete the story.

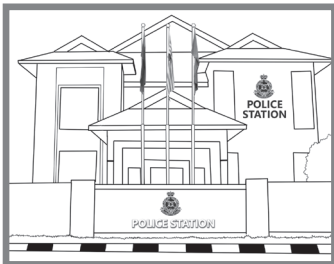
1



This is Inspector Amirul.

He is _____.

2



He works at a _____.

He protects _____.

3



One day, _____.

_____.

_____.

4




He _____.

_____.



Teacher's
Notes

Guide the pupils to complete the story.



Unit 11

Day: _____


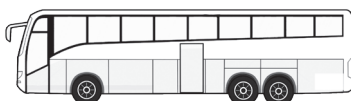
Date: _____

Going Around

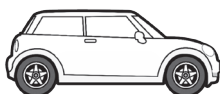


Listen and circle.



1



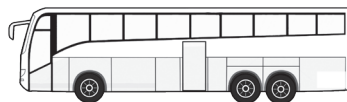
2




3



4




5



1.1.1

Say aloud any transport in each set. Get the pupils to listen and repeat. Guide them to circle the correct pictures.

Teacher's Notes



Day: _____

Date: _____

Read and circle.

boat

car


aeroplane

bicycle

bus

motorcycle

w	d	g	h	c	v	m	x	n	g	j
a	c	g	h	b	u	s	o	i	i	a
m	a	f	d	b	d	s	m	u	j	e
b	r	n	x	v	b	h	n	y	c	r
a	m	c	b	o	a	t	o	p	n	o
m	w	e	r	t	y	u	i	o	x	p
n	b	i	c	y	c	l	e	l	j	l
b	v	c	x	z	a	s	d	f	f	a
u	i	o	p	l	k	j	h	g	b	n
m	o	t	o	r	c	y	c	l	e	e
y	t	r	e	q	w	e	t	u	x	k



Teacher's
Notes


Guide the pupils to search for the words and circle them.



2.1.1


Day: _____

Date: _____



Tick (✓) the correct answers.

1



This is a car.

Yes	No

2



This is a bicycle.

Yes	No

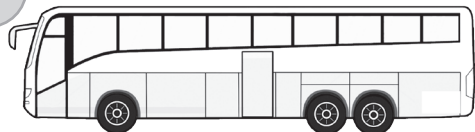
3



This is a boat.

Yes	No

4



This is an aeroplane.

Yes	No


5



This is a bicycle.

Yes	No

6




This is a motorcycle.

Yes	No



Day: _____

Date: _____



Complete the brace map.

boat


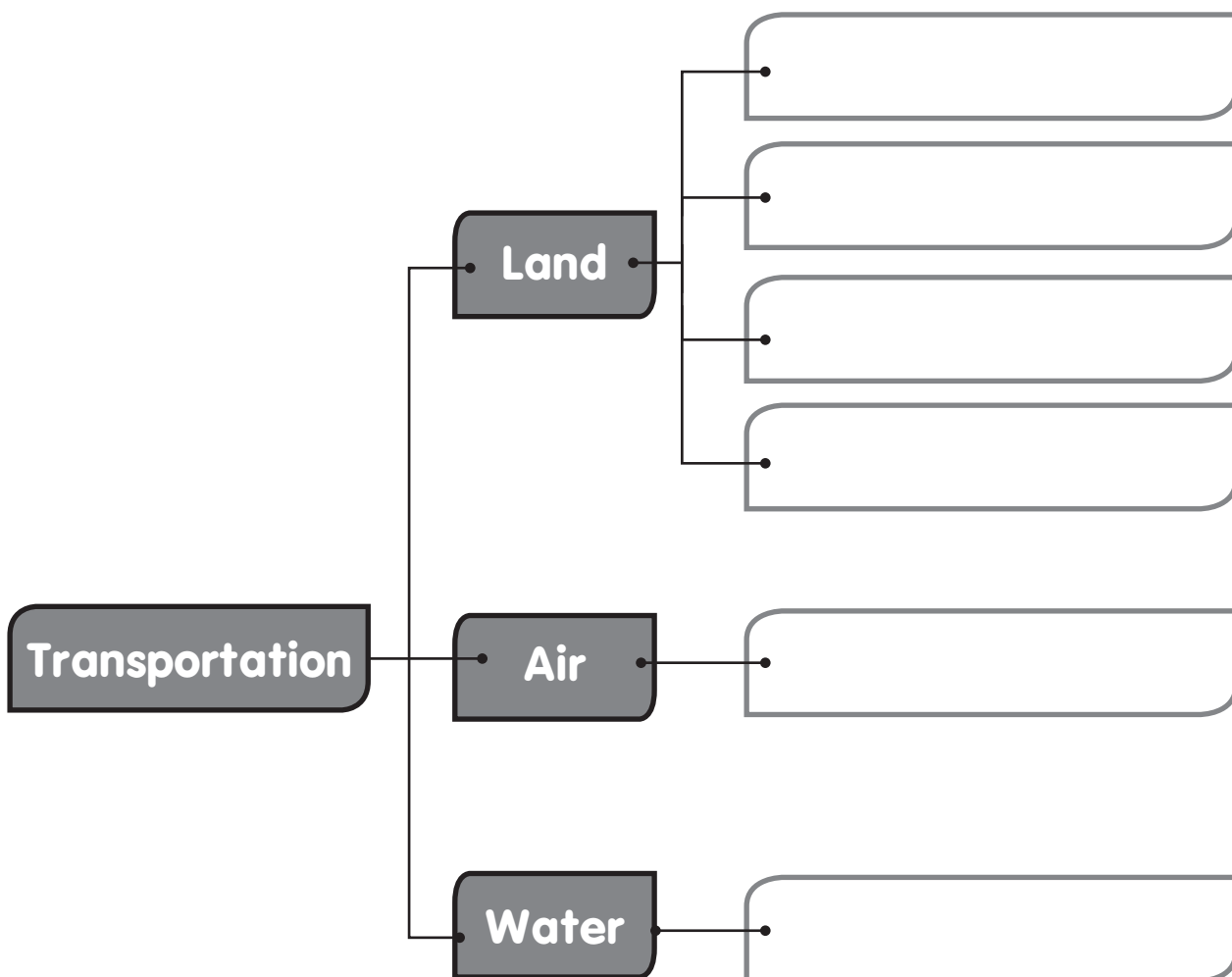
car

helicopter

bicycle

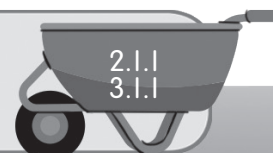
bus

motorcycle



Teacher's
Notes

Guide the pupils to complete the map.



2.1.1
3.1.1


Day: _____

Date: _____




Fill in the blanks.


1



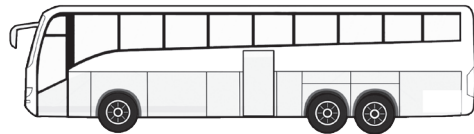
2



3



4




5



6



Get the pupils to fill in the blanks.





Day: _____

Date: _____



Rewrite with the correct punctuation.

Example:

we go to school by bus

We go to school by bus.

1

i travel by aeroplane

2


aqil goes to school by car

3

we can travel by aeroplane car and boat

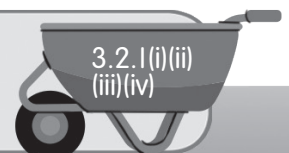
4

my father has a bicycle a motorcycle and a car



Teacher's
Notes

Guide the pupils to rewrite the sentences using the correct punctuation.



3.2.1(i)(ii)
(iii)(iv)

Day: _____


Date: _____



Replace the pictures with words.
Rewrite and punctuate.

Example:

this is a



This is a car.


1

this is a



2

this is a



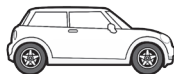
3

this is a



4

they go to school by



and



3.2.2

Guide the pupils to replace the pictures with words.
The pupils then rewrite and punctuate correctly.

Teacher's
Notes

75



Day: _____

Date: _____



Choose and write.

I go	to school	by bus.
		by car.
		by motorcycle.
	to Redang Island	by aeroplane.
		by boat.

1

_____.

2

_____.

3


_____.

4

_____.

5

_____.



Teacher's
Notes

Get the pupils to choose the phrases. Guide them to write the sentences.



3.1.2

Unit 12

Day: _____

Date: _____

Animals I Love



Listen and circle.



crocodile

monkey


giraffe



zebra

elephant


lion



tiger

elephant

monkey




lion

zebra

bear



Say the animal in each set and guide the pupils to circle the correct word.



Teacher's
Notes



77




Day: _____

Date: _____

Read and colour.

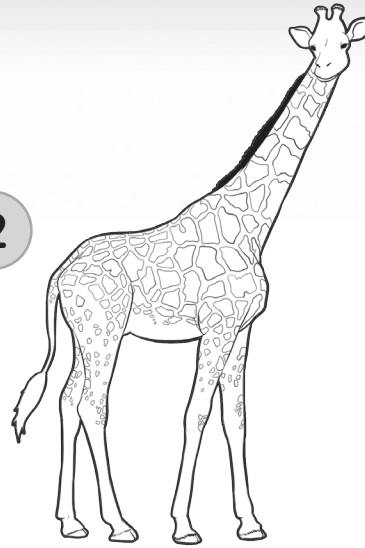
1



crocodile

giraffe


2



lion

giraffe


3



lion

monkey

4



tiger

elephant


5



monkey

elephant

6



crocodile

zebra




78

Teacher's
Notes

Guide the pupils to read and colour the correct answers.



2.1.1



Day: _____

Date: _____

Read and write.

tiger

elephant


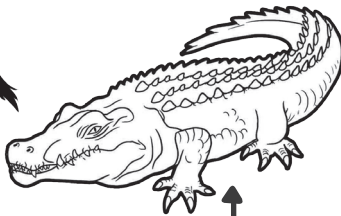



crocodile

zebra

lion

1

2




3

4

5



Assist the pupils to read and label the pictures.






Day: _____

Date: _____

Read and number.

The Greedy Bear



Once, a bear caught a small fish.

The bear lost two fish for being greedy.

He released the small fish.

He saw a bigger fish nearby.

The big fish quickly swam away.



Teacher's
Notes

Guide the pupils to read and number the sentences.




Day: _____

Date: _____




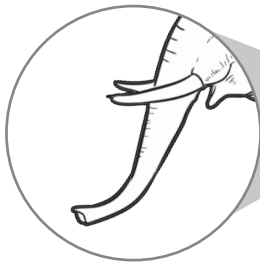
Fill in the blanks.

Who am I?




1 I have stripes on my body.

I am a _____.



2 I have a _____.

I am an _____.



3 I have _____.

I am a _____.



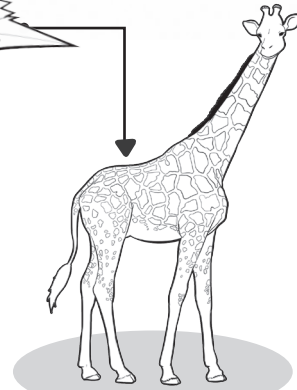


Day: _____

Date: _____






Write.

Animals that eat plants.




Animals that eat meat.




Teacher's
Notes

Guide the pupils to write the correct answers.



3.1.1
TB Page 64



Day: _____

Date: _____

Punctuate the sentences.

Example: we saw many animals

We saw many animals.

1 i like crocodiles


2 crocodiles have rough skin


3 elephants have long trunks

4 they are my favourite animals



Guide the pupils to copy and punctuate the sentences correctly.






Day: _____

Date: _____

Read, underline, and write.



This is a giraffe/tiger.

- 1 It has a short/long tail.
- 2 It has four/two legs.
- 3 It eats meat/plants.
- 4 It has scales/fur on its body.

Write the sentences.

Example:

This is a tiger.

1

_____.

2

_____.

3

_____.

4

_____.



Teacher's
Notes

Get the pupils to read and underline the correct answers. Assist them to rewrite the sentences.

