

Ticket to Victory

# Bahasa Inggeris

1119/3 : Speaking



**TERBITAN:**

SEKTOR PEMBELAJARAN  
JABATAN PENDIDIKAN NEGERI PERAK

---

**EDISI KEDUA**



## PRAKATA

Jabatan Pendidikan Negeri Perak dengan kerjasama panel penggubal, guru cemerlang dan jurulatih utama mata pelajaran telah menghasilkan modul Ticket to Victory yang disediakan berdasarkan Kurikulum Standard Sekolah Menengah (KSSM) Tingkatan 4 dan 5. Penghasilan modul ini adalah hasil sumbangan tenaga guru - guru berpengalaman negeri Perak. Modul ini mengandungi contoh soalan mengikut topik dan skema jawapan bagi 21 mata pelajaran teras dan elektif terpilih berdasarkan format baharu peperiksaan Sijil Pelajaran Malaysia mulai tahun 2022.

Modul Ticket to Victory disediakan dalam format "pdf" dan boleh digunakan semasa pengajaran dan pembelajaran (PdP) atau digunakan sebagai bahan latihan pengukuhan, pengayaan dan ulangkaji di rumah. Bahan ini juga boleh dijadikan panduan kepada guru-guru untuk membina soalan mengikut format SPM. Justeru itu, diharap modul Ticket to Victory dapat dimanfaatkan sebaik mungkin demi kecemerlangan SPM di negeri Perak bertepatan dengan slogan Jabatan Pendidikan Negeri Perak iaitu "We Deliver".

Sektor Pembelajaran,  
Jabatan Pendidikan Negeri Perak  
Jalan Tawas Baru Utara,  
Tasek Damai,  
30010, Ipoh,  
Perak Darul Ridzuan  
Tel: 05-292 2745 / 05- 292 3603  
Faks : 05 - 292 3851  
2022

JABATAN PENDIDIKAN NEGERI PERAK  
**We Deliver**



## PRAKATA PENGARAH PENDIDIKAN

Assalamualaikum warahmatullahi wabarakatuh dan salam sejahtera.

Setinggi-tinggi syukur ke hadrat Allah SWT kerana dengan izin-Nya, Modul Ticket To Victory ini berjaya dihasilkan untuk edisi kedua.


Modul ini dihasilkan oleh Sektor Pembelajaran, Jabatan Pendidikan Negeri Perak dengan kolaboratif panel penggubal, guru cemerlang dan jurulatih utama mata pelajaran yang berpengalaman. Modul ini mengandungi 21 mata pelajaran teras dan elektif terpilih merangkumi sukatan tingkatan 4 dan 5.

Pembinaan modul ini adalah seiring dengan perubahan format peperiksaan SPM bermula tahun 2021 berasaskan Kurikulum Standard Sekolah Menengah (KSSM). Modul ini juga diharapkan dapat membantu guru-guru dan calon-calon SPM menjalankan latihan berfokus agar mereka lebih bersedia untuk menghadapi peperiksaan SPM nanti.

Bagi pihak jabatan, saya ingin merakamkan setinggi-tinggi penghargaan kepada Sektor Pembelajaran JPN dan PPD serta guru-guru yang bergabung tenaga dan idea menghasilkan modul ini. Setinggi-tinggi penghargaan juga diucapkan kepada Yayasan Perak atas sumbangan dan sokongan yang berterusan dalam menjayakan pembinaan modul ini.

Akhir kata, semoga Allah SWT sentiasa memberkati usaha yang kita lakukan ini dan pendidikan di negeri Perak akan terus cemerlang.

Sekian. Terima kasih.

  
AZNAN BIN ALIAS, AMP  
Pengarah Pendidikan Negeri Perak



## PRAKATA TIMBALAN PENGARAH PENDIDIKAN

Assalamualaikum warahmatullahi wabarakatuh kepada semua warga pendidik dan semua calon SPM negeri Perak.

Alhamdulillah, saya memanjatkan setinggi-tinggi kesyukuran ke hadrat Allah SWT dengan berkat izin dan limpah kurnia-Nya, Modul Ticket To Victory ini dapat direalisasikan untuk edisi kedua. Modul ini melibatkan 21 mata pelajaran teras dan elektif terpilih merangkumi sukatan tingkatan 4 dan 5.

Saya ingin mengucapkan terima kasih kepada semua bidang di Sektor Pembelajaran, JPN Perak dan semua panel penggubal modul yang terdiri daripada guru cemerlang, jurulatih utama mata pelajaran dan guru berpengalaman yang telah bertungkus lumus mengorbankan masa, tenaga dan buah fikiran sehingga berjaya menghasilkan modul ini mengikut masa yang ditetapkan.

Penghasilan Modul Ticket To Victory ini adalah salah satu inisiatif Jabatan Pendidikan Perak untuk menyediakan sumber pembelajaran dan latihan kepada calon-calon SPM. Pemilihan item soalan adalah merangkumi pelbagai aras kesukaran bagi setiap mata pelajaran. Soalan - soalan telah disusun berdasarkan format terkini peperiksaan SPM seiring dengan Kurikulum Standard Sekolah Menengah.

Modul pembelajaran ini akan disebarluaskan kepada guru-guru melalui blog Anjung Ilmu Guru Perak. Saya amat yakin penggunaan modul ini dan juga komitmen semua yang terlibat akan memberikan impak yang besar kepada kecemerlangan murid di negeri Perak dalam peperiksaan Sijil Pelajaran Malaysia nanti.

Sekian. Terima kasih.

  
PUAN HAJAH RAHIMAH BINTI MOHAMED AMP

Timbalan Pengarah Pendidikan, Sektor Pembelajaran  
Jabatan Pendidikan Negeri Perak



# The Authors



**NADHRAH BINTI HASSIM**

SMK CHANGKAT LADA,  
KAMPUNG GAJAH



**NURUL ASHIKIN BINTI  
ABDUL NASIR**

SMK CHANGKAT LADA,  
KAMPUNG GAJAH



**OOI YUEN HUI**

SMK SULTAN IDRIS SHAH II,  
GERIK



**GUNARAJ A/L RAMALINGAM**

SMK SUNGAI RANGGAM,  
KAMPUNG GAJAH



**NORHEZAN BINTI CHETE H**

SMK JATI,  
IPOH

# TABLE OF CONTENTS

<b>01</b>	INTRODUCTION TO 1119/3
<b>02</b>	PART 1: INTERVIEW
<b>10</b>	PART 2: INDIVIDUAL LONG- TURN
<b>28</b>	PART 3: DISCUSSION
<b>56</b>	PRACTICE SETS
<b>57</b>	SET 1
<b>62</b>	SET 2
<b>67</b>	SET 3
<b>72</b>	SET 4
<b>77</b>	ENRICHMENT NOTES

## OVERVIEW OF 1119/3



1119/3- Bahasa Inggeris Kertas 3 (Speaking) is one of the four main instruments in SPM Bahasa Inggeris.



Contributes 25% to the overall SPM English score.



Consists of 3 main parts & 8 questions



Paired format; Candidate A & Candidate B



Two examiners: Interlocutor & Assessor



Test Duration: 13 minutes

## PARTS IN THE SPEAKING PAPER

### PART 1: INTERVIEW

3- 4 minutes

*Phase 1:*  
2 questions for each candidate.

*Phase 2:*  
One or more questions if time permits

### PART 2: INDIVIDUAL LONG- TURN

3- 4 minutes

2 topics with prompts.  
(Each candidate gets a different topic.)

Each candidate is required to answer one question relating to their partner's task topic.

### PART 3: DISCUSSION

4-5 minutes

A mind- map with 6 points.

3 questions for both candidates:  
- Discussion question  
- Decision question  
- Extension question (further discussion)

# *Part 1*

PRACTICE MAKES PERFECT





# PART 1: INTERVIEW

## OVERVIEW OF PART 1: INTERVIEW

- In *Part 1: Interview*, the interlocutor will be interviewing the candidates by giving them questions based on their everyday routine. Candidates are to respond to the questions given.
- Candidates are allotted 3 to 4 minutes to answer the questions given in *Part 1: Interview*.
- Candidates are mainly expected to:



- Give factual information about self (biodata)
- Talk about present circumstances
- Express opinions
- Explain and give reasons
- Talk about future plans
- Talk about past experience

### TIPS

1. Listen carefully.
2. Give relevant answers.
3. Explain and give examples.
4. Answer questions in full sentences.
5. Use simple, direct and grammatically correct sentence structures.
6. Be comfortable.
7. Maintain eye-contact with the interlocutor.
8. Clear voice projection.



# PART 1: INTERVIEW

## SAMPLE QUESTION 1

### General questions

**PART 1**  
3-4 minutes

#### *Phase 1*

##### **Interlocutor**

Good morning/afternoon.

I'm ... and this is my colleague ... She/ He'll just listen to us.

First of all, we'd like to know something about you.

##### **Main questions**

##### **Back-up prompts**

Candidate A    What's your name?  
Thank you.

Should I call you...?

Candidate B    And, what's your name?  
Thank you.

Candidate A    Where do you come from?

Do you live in ...?

Candidate B    What is your favourite subject in  
school?  
Thank you.

What subject do you enjoy learning?

#### *Phase 2*

##### **Interlocutor**

Now I'm going to ask you about **your daily routine**.

*Select one or more questions from the list to ask the candidates.*

*Use candidates' names throughout.*

##### **Main questions**

##### **Back-up prompts**

What do you normally do after  
you wake up?

What is the first thing that you do  
every day?

What do you usually do after coming back  
from school?

What do you do when you get back  
from school?

How do you spend your leisure time?

What do you do when you have free  
time?

What do you do on weekends?

What do you do on Friday/ Saturday/  
Sunday?

Thank you.

# PART 1: INTERVIEW

## SAMPLE ANSWER 1

### PHASE 1

CANDIDATE	MAIN QUESTIONS	BACK-UP PROMPTS	SUGGESTED ANSWERS
<b>Candidate A</b>	What's your name?	Should I call you...?	<i>My name is... I'm... You can call me...</i>
<b>Candidate B</b>	And, what's your name?		<i>My name is... I'm...</i>
<b>Candidate A</b>	Where do you live/come from?	Do you live in ...?	<i>I live in/ at ...(place)... I come from ...(place)....</i>
<b>Candidate B</b>	What is your favourite subject in school?	What subject do you enjoy learning?	<i>My favourite subject is... (subject)... I enjoy learning...(subject)...</i>

### PHASE 2

MAIN QUESTIONS	BACK-UP PROMPTS	SUGGESTED ANSWERS
What do you normally do after you wake up?	What is the first thing that you do every day?	<i>I would brush my teeth and then take a shower.  I would tidy up my bed and do some stretching.</i>
What do you usually do after coming back from school?	What do you do when you get back from school?	<i>I take my lunch and straight away do my homework.  I usually take a nap and then play online games with my friends.</i>
How do you spend your leisure time?	What do you do when you have free time?	<i>I love playing online games on my smartphone during my free time.</i>
What do you do on weekends?	What do you do on Friday/Saturday/Sunday?	<i>I enjoy watching movies with my best friends at the cinema.  I love to try out new recipes with my mom especially for baking.</i>

# PART 1: INTERVIEW

## SAMPLE QUESTION 2

### General questions

**PART 1**  
3-4 minutes

#### *Phase 1*

##### **Interlocutor**

Good morning/afternoon.

I'm ... and this is my colleague ... She/ He'll just listen to us.

First of all, we'd like to know something about you.

##### **Main questions**

##### **Back-up prompts**

Candidate A    What's your name?  
Thank you.

Should I call you...?

Candidate B    And, what's your name?  
Thank you.

Candidate A    Where do you live/come from?

Do you live in ...?

Candidate B    How do you come to school?  
Thank you.

Do you come to school by ...?

#### *Phase 2*

##### **Interlocutor**

Now I'm going to ask you about **what you do daily**.

*Select one or more questions from the list to ask the candidates.*

*Use candidates' names throughout.*

##### **Main questions**

##### **Back-up prompts**

What is your favourite past time?

When you have free time, you like to...?

What do you usually do during weekends?

What do you on Saturdays or Sundays?

Do you have a best friend?

Your best friend's name is...?

How did you meet your best friend?

You first met your best friend during....?

Thank you.

# PART 1: INTERVIEW

## SAMPLE ANSWER 2

### PHASE 1

CANDIDATE	MAIN QUESTIONS	BACK-UP PROMPTS	SUGGESTED ANSWERS
<b>Candidate A</b>	What's your name?	Should I call you...?	<i>My name is... I'm... You can call me...</i>
<b>Candidate B</b>	And, what's your name?		<i>My name is... I'm...</i>
<b>Candidate A</b>	Where do you live/come from?	Do you live in ...?	<i>I live in/ at ...(place)... I come from ...(place)....</i>
<b>Candidate B</b>	How do you come to school?	Do you come to school by ...?	<i>I come to school by motorcycle/ car/ bicycle/ walking/ etc.</i>

### PHASE 2

MAIN QUESTIONS	BACK-UP PROMPTS	SUGGESTED ANSWERS
What is your favourite past time?	When you have free time, you like to...?	<i>My favourite past time is playing mobile phone games. I usually play these games after I have completed all the homework given by my teachers.</i>
What do you usually do during weekends?	What do you on Saturdays or Sundays?	<i>I usually do some gardening during weekends. I have a small garden at home where I plant some vegetables like red chilli, cucumber and corn.</i>
Do you have a best friend?	Your best friend's name is...?	<i>Yes, I do have a best friend. His/ Her name is .... She/ He has been my best friend since we were in primary school.</i>  <i>No, I do not have a best friend. I have not met a person I am truly comfortable with yet.</i>
How did you meet your best friend?	You first met your best friend during....?	<i>I met my best friend during our fifth year in primary school. We were in the same class, 5 Al-Biruni. She is in another school now, but we still keep in touch through social media.</i>

# PART 1: INTERVIEW



General questions

## PRACTICE 1



PART 1

3-4 minutes

### Phase 1

#### Interlocutor

Good morning/afternoon.

I'm ... and this is my colleague ... She/ He'll just listen to us.

First of all, we'd like to know something about you.

#### Main questions

Candidate A What's your name?

Thank you.

Candidate B And, what's your name?

Thank you.

Candidate A Where do you live/come from?

Candidate B How do you come to school?

Thank you.

#### Back-up prompts

Should I call you...?

Do you live in ...?

Do you come to school by ...?

### Phase 2

#### Interlocutor

Now I'm going to ask you about **your favourite teacher**.

*Select one or more questions from the list to ask the candidates.*

*Use candidates' names throughout.*

#### Main questions

What is your favourite teacher's name?

What subject does he/she teach?

What do you like about him/her?

How do you honour him/her?

Thank you.

#### Back-up prompts

Who is your favourite teacher?

Is he/she an English teacher?

What is admirable about him/her?

What do you do to show you appreciate him / her?

# PART 1: INTERVIEW



General questions

## PRACTICE 2



PART 1

3-4 minutes

### Phase 1

#### Interlocutor

Good morning/afternoon.

I'm ... and this is my colleague ... She/ He'll just listen to us.

First of all, we'd like to know something about you.

#### Main questions

Candidate A What's your name?

Thank you.

Candidate B And, what's your name?

Thank you.

Candidate A Where do you come from?

Candidate B What is your favourite food?

Thank you.

#### Back-up prompts

Should I call you...?

Do you live in ...?

Do you like to eat...?

### Phase 2

#### Interlocutor

Now I'm going to ask you about **your hobby**.

*Select one or more questions from the list to ask the candidates.*

*Use candidates' names throughout.*

#### Main questions

What do you normally do during your free time?

Do your friends share the same hobby?

What made you choose that hobby?

Would you turn your hobby into a career?

Thank you.

#### Back-up prompts

Do you like to...?

Who shares your hobby?

Why do you choose that hobby?

Would you want to earn money from your hobby?

# *Part 2*

STRIKE WHILE THE IRON IS  
HOT

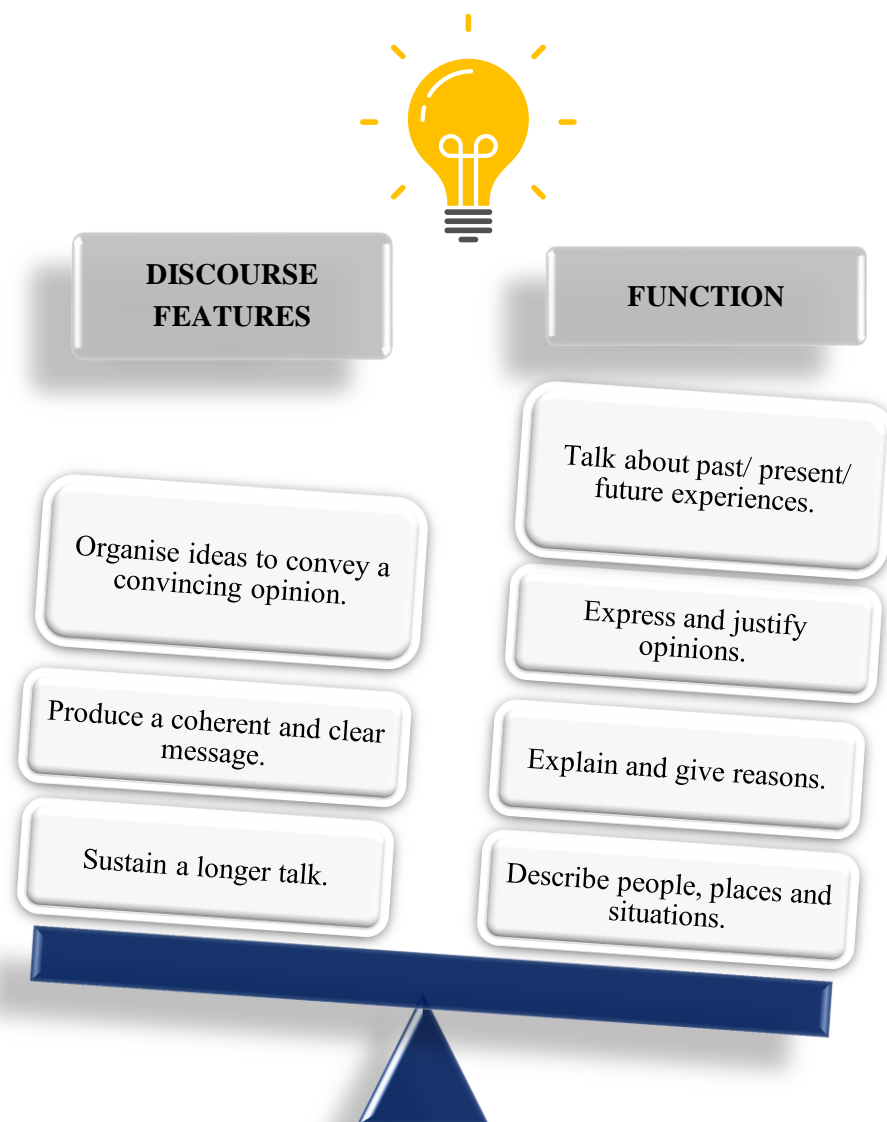




## PART 2: INDIVIDUAL LONG-TURN

### OVERVIEW OF PART 2: INDIVIDUAL LONG- TURN

- In *Part 2: Interview*, the interlocutor will give each a candidate a set of questions. Candidates are to respond to the questions given.
- Candidates are allotted 3 to 4 minutes to answer the questions given in *Part 2: Individual Long-Turn*.
- Candidates will be assessed on their ability to:



## PART 2: INDIVIDUAL LONG-TURN

### INDIVIDUAL LONG- TURN ASSESSMENT FLOW

Candidate A will be given a booklet that contains; a topic related to his/ her experience, and prompts on what he/ she should talk about.

*(Candidate will have 20 seconds to prepare)*

Candidate may ask for clarifications if they do not understand the task/ topic/ words.

Candidate A will speak on the topic for 1 minute.

Interlocutor may give Candidate A back- up prompts if Candidate A has trouble answering the question.

Candidate B will be asked a question relating to Candidate A's topic.

*(Candidate B will have 20 seconds to answer the question)*

Repetition of the same procedure for Candidate B.



### SAMPLE QUESTION

CANDIDATE A

#### **A Person I Admire**

Talk about someone you admire.

You should say:

- who?
- what is his/her job?
- how do you spend time with this person?
- what good characteristics does he/she have?

CANDIDATE B

#### **A Festival**

Talk about a festival you had celebrated recently.

You should say:

- what festival it was
- how you celebrated it
- if you enjoyed yourself (why/why not)
- why celebrating festivals is important in Malaysia

*Source: Murugiah, M. R. & Koh, A. (2021). Kertas Model Top Score, Bahasa Inggeris 1119 SPM. EPH Publishing (M) Sdn. Bhd.*

## PART 2: INDIVIDUAL LONG-TURN

### SPEAKING (PART 2: INDIVIDUAL TOPIC)

<b>Interlocutor</b>	In this part of the test, I am going to give each of you a topic and I would like you to talk about it on your own for about one minute. You also need to answer a question briefly about your partner's topic.  [Candidate A], it's your turn first. Here's your task. I'd like you to talk about <b>a person you admire</b> . First, you have some time to think about what you are going to say.
<b>Candidate A</b> (20 seconds)	<i>Allow candidate 20 seconds to prepare.</i>
<b>Interlocutor</b>	All right. You may start now.
<b>Candidate A</b> (1 minute)	..... <i>Back-up prompts to be used if necessary.</i> <b>What can you say about this point?</b> [pointing to point] <b>Tell me about ....</b>
<b>Interlocutor</b>	Thank you. [Candidate B], do you have someone who you admire? Why?
<b>Candidate B</b> (20 seconds)	.....
<b>Interlocutor</b>	Thank you. [Candidate A], can I have the booklet please? Now, [Candidate B] here's your task. I would like you to talk about <b>a festival you had celebrated recently</b> . First, you have some time to think about what you are going to say.
<b>Candidate B</b> (20 seconds)	<i>Allow candidate 20 seconds to prepare.</i>
<b>Interlocutor</b>	All right. You may start now.
<b>Candidate B</b> (1 minute)	..... <i>Back-up prompts to be used if necessary.</i> <b>What can you say about this point?</b> [pointing to point] <b>Tell me about ....</b>
<b>Interlocutor</b>	Thank you. [Candidate A], what festival did you celebrate recently? Did you enjoy it? Why? / Why not?
<b>Candidate A</b> (20 seconds)	.....
<b>Interlocutor</b>	Thank you. [Candidate B], can I have the booklet please?

## PART 2: INDIVIDUAL LONG-TURN

### GUIDELINES

#### QUESTION A

Tell us more about **a person you admire**. Talk on this topic for one minute.

#### A Person I Admire

Talk about someone you admire.

- who?
- what is his/her job?
- how do you spend time with this person?
- what good characteristics does he/she have?

*Answer Guidelines:*

You can use **5W 1H** to help you answer this question:

**Who? What? Why? Where? When? How?**

*\*admire - to have a great feeling of respect for someone*

#### PLAN

For writing a **description of a person** you admire, follow the plan below.

#### **INTRODUCTION**

- Give some general information about the person. (e.g.: name, relationship to you, job, hobby, favourite food...)

#### **MAIN PART**

1. Describe the person's good qualities and give examples or reasons to support them.
2. Say what influence the person has had on you/other people.

#### **CONCLUSION**

- Give general comment and state how you feel about him/her.

*[Note: You can use adjectives to describe a person's good qualities.]*

## PART 2: INDIVIDUAL LONG-TURN

### Exercise A

Adjectives to describe a person				
dedicated	ambitious	courageous	responsible	reliable
friendly	loving and caring	intelligent	patient	strict

*Fill in the blanks with the adjectives above.*

1) **Example:**

Miss Lee is a **dedicated** teacher. She **always prepares fun learning activities for her students in class.**

- 2) My friend, Lily is \_\_\_\_\_. She **always studies hard to achieve excellent results in exams.**
- 3) Elizabeth is very \_\_\_\_\_. She **has many friends** whom she always plays badminton together in the evenings.
- 4) My friend, Chua is \_\_\_\_\_. He always **has a solution to whatever problems** he faces.
- 5) My teacher is \_\_\_\_\_. If we **do not complete our homework**, we will be given **detention** after school.
- 6) Whenever I face a problem, I **always ask my friend, Jack, for help** as he is a \_\_\_\_\_ person.
- 7) My mother is a \_\_\_\_\_ person. She always **cares and nurtures** me whenever I am sick.
- 8) My friend, Daniel is \_\_\_\_\_ as he **never gets angry whenever someone bugs him.**
- 9) Eugene is a very \_\_\_\_\_ person, who **always helps her parents with the household chores.**
- 10) My brother, Sam is very \_\_\_\_\_. He will **not hesitate for a second to save a drowning boy** in the river near our house.

# PART 2: INDIVIDUAL LONG-TURN

## Exercise B

Fill in the blanks in the table to help answer the question.

<b>A Person I Admire</b>	
Who?	
Where does he/she live?	
Job	
Favourite food	
Favourite drink	
Hobby/ hobbies	
How do you spend time with him/her?	
Why do you like him/her?	
General comment/Your hopes/wishes/ How do you feel about him/her?	

## Exercise C

- Write in at least one paragraph on 'A Person I Admire'. You can use the points given in the box in Question 1.
- Use at least 2 cohesive devices in your paragraph. (e.g.: Moreover, / Besides, / However, / ...)

Your answer:

.....

.....

.....

.....

.....

.....

.....

.....

.....

.....

.....

.....

.....

.....

.....

.....

.....

.....

.....

.....

.....

.....

.....

## PART 2: INDIVIDUAL LONG-TURN

### SUGGESTED ANSWERS

A Person I Admire	
Who?	My mother, Mrs Chin
Where does he/she live?	With me, in Ipoh
Job	Assistant veterinarian officer / Teacher
Favourite food	Green bean soup, 'nasi dagang'
Favourite drinks	Tea and orange juice
Hobbies	Gardening Cooking
How do you spend time with him/her?	Do gardening with her during free time
Why do you like him/her?	Reasons: 1) Loving and caring – cares for me and nurtures me whenever I am sick 2) Hardworking and responsible– does the household chores 3) Friendly – always smiles and has many friends
Your hopes/ wishes/ How do you feel about him/her?	Hope to be like her one day, a loving and responsible person/ Proud of her

#### Sample Answer 1:

A person I admire is my beloved **mother**, Mrs. Chin, who lives with my family and I in Ipoh. She works as an assistant veterinarian officer. She loves a good green bean soup and delicious 'nasi dagang'. Mother likes tea and orange juice too.

Undeniably, she is someone who I always look up to and can emulate from as she possesses many great qualities. First, Mother is **loving and caring**. This is because she cares for me and nurtures me whenever I am sick. Besides, I admire Mother as she is **friendly and polite**. She always smiles sweetly and has many friends who are mostly our neighbours.

Next, Mother is **hardworking and responsible** as she does the household chores every day. For instance, she always does the laundry, sweeps the floor and prepares dinner for us. During her free time, Mother does gardening and tries new recipes for her cooking. To spend time with Mother, I would do gardening with her by pulling out the weeds and watering the plants.

I am proud of my mother and I hope I can be like her one day.



Sample Answer 2:

*A person I admire is my teacher, Mrs. Lily, who lives in Ipoh. Her favourite pastimes are collecting stamps and cooking. She enjoys scrumptious 'roti canai' and loves green tea.*

*Undeniably, my teacher is someone whom I always look up to and can emulate from as she possesses many great qualities. First, she is **caring**. As my class teacher, she also often asks us the reasons of our absence from school. Besides, I admire Mrs. Lily as she is **friendly and polite**. She always has a broad smile on her wrinkled face and her colleagues love to chat with her. Next, Mrs. Lily is **hardworking and responsible** as she always finishes her tasks on time. She always prepares fun learning activities for her pupils and marks her pupils' homework. Moreover, Mrs. Lily is **patient** although she is **strict**. This is because she ensures her pupils complete her homework on time. Yet, she does not get mad easily when we do not finish our homework and she will give us more time to complete it if our excuses are reasonable.*

*I am proud of my teacher, Mrs Lily. She inspires me to be a better person, who is caring, friendly and responsible in everything.*

### GUIDELINES

#### QUESTION B

*Tell us more about a festival you had celebrated recently. Talk on this topic for one minute.*

#### A Festival

Talk about a festival you had celebrated recently.

You should say:

- what festival it was
- how you celebrated it
- if you enjoyed yourself (why/why not)
- why celebrating festivals is important in Malaysia

*Source: Murugiah, M. R. & Koh, A. (2021). Kertas Model Top Score, Bahasa Inggeris 1119 SPM. EPH Publishing (M) Sdn. Bhd.*

*Answer Guidelines:*

You can use **5W 1H** to help you answer this question:

**Who? What? Why? Where? When? How?**

#### PLAN

For writing a **description of a festival you had celebrated**, follow the plan below.

#### **INTRODUCTION**

- Give some general information about the festival (e.g.: what festival, who celebrates it, when it is celebrated, why it is celebrated)

#### **MAIN PART**

1. Describe how you celebrate the festival. Give elaboration and examples to support your answer.  
(What preparations did you make? / Who celebrated it with you? / What did you do during the festival?)

#### **CONCLUSION**

1. Describe your feelings when you celebrated the festival.
2. State the importance of celebrating festivals in Malaysia.

# PART 2: INDIVIDUAL LONG-TURN

## Exercise A

Fill in the blanks in the table to help answer the question.

A Festival that I Had Celebrated	
What festival was it?	
When was it celebrated?	
Why was it celebrated?	
Who did you celebrate it with?	
What preparations were made?	
What did you do during the festival?	
Feelings	
Importance of celebrating festivals in Malaysia	

## Exercise B

- Write in at least one paragraph on 'A Festival that I Had Celebrated'. You can use the points given in the box in Question 2.
- Use at least 2 cohesive devices in your paragraph. (e.g.: Moreover, / Besides, / However, / ...)

Your answer:

.....

.....

.....

.....

.....

.....

.....

.....

.....

.....

.....

.....

.....

.....

.....

.....

.....

.....

.....

.....

.....

.....

.....

### SUGGESTED ANSWERS

<b>A Festival that I Had Celebrated</b>	
What festival was it?	Chinese New Year (Lunar New Year)
When was it celebrated?	From 31 <sup>st</sup> January 2022 (for 15 days)
Why was it celebrated?	To celebrate the beginning of new year and spring
Who did you celebrate it with?	My family, relatives and friends
What preparations were made?	<ol style="list-style-type: none"> <li>1) Bought new clothes</li> <li>2) Baked cookies</li> <li>3) Did spring cleaning and decorated the house</li> </ol>
What did you do during the festival?	<ol style="list-style-type: none"> <li>1) Had reunion dinner on the eve of Chinese New Year</li> <li>2) Visited grandparents' house</li> <li>3) Changed into new clothes</li> <li>4) Got red packets</li> <li>5) Had open house</li> <li>6) Played games</li> <li>7) Enjoyed delicious food, snacks and drinks</li> </ol>
Feelings	Enjoyed myself / Felt happy Reasons: <ul style="list-style-type: none"> <li>- spend time with family and relatives</li> <li>- enjoy various delicious food</li> </ul>
Importance of celebrating festivals in Malaysia	<ol style="list-style-type: none"> <li>1) To strengthen racial harmony / To build strong rapport among different races</li> <li>2) To have better understanding of other customs and cultures</li> <li>3) To strengthen family relationships</li> </ol>

*Sample Answer 1: (Elementary level to Intermediate level)*

*A festival that I had celebrated was Chinese New Year. It was celebrated to welcome the beginning of a new year for the Chinese. I celebrated Chinese New Year with my family, relatives and friends this year.*

*Days before Chinese New Year festival, my family and I made a lot of preparations. We did spring cleaning in our house. We painted our house with new paint. Moreover, we decorated our house with red couplets, red lanterns and colourful LED lights. My mom and sister baked different types of tasty cookies too. Besides, my family and I shopped at the mall for new clothes.*

*On the eve of Chinese New Year, we had a reunion dinner with the entire family and other relatives. We had a potluck dinner and enjoyed a variety of dishes. For instance, 'lou sang' and seafood.*

*During Chinese New Year, my family and I changed into new clothes and visited our relatives' houses. My siblings and I got a lot of red packets and we were very happy. We also got to enjoy delicious snacks and drinks such as mandarin oranges and soft drinks. On top of that, we had an open house at our own house for friends and relatives on the next day. My siblings and I had a lot of fun and laughter playing games with friends. We even played fireworks together.*

*To sum up, I really enjoyed myself during Chinese New Year as I could spend quality time with family and friends besides enjoying delicious food.*

*I personally think that celebrating festivals is important in Malaysia because it builds racial harmony and fosters good relationships between family members. Thus, I hope I can celebrate Chinese New Year again next year.*

*Sample Answer 2: (Intermediate proficiency level)*

*A festival that I had celebrated was Chinese New Year, also known as the Lunar New Year. It was celebrated to welcome the beginning of a new year and spring season. I celebrated Chinese New Year with my family, relatives and friends this year.*

*Days before Chinese New Year festival, my family and I made a lot of preparations. We did spring cleaning and cleaned every nook and corner of our house. We painted our house with fresh coats of paint. Moreover, we decorated our house with red couplets, red lanterns and LED lights for this joyous festival. My mom and sister baked different types of scrumptious cookies too. Besides, my family and I even bought new clothes to fit in with the festive mood.*

*On the eve of Chinese New Year, we had a reunion dinner with the entire family and other relatives as well, in my grandparents' house. We had a potluck dinner and got to enjoy a variety of dishes. For instance, 'lou sang', salads, steamed fish, braised meat, seafood and spring rolls.*

*On the first day of Chinese New Year, my family and I changed into new clothes and visited our relatives' houses. My siblings and I got a lot of red packets and we were beaming with joy. We also got to enjoy delicious snacks and drinks such as mandarin oranges, love letters, peanut cookies, lychee drinks and soft drinks. Furthermore, we had an open house at our own house for friends and relatives on the next day. My siblings and I had a lot of fun and laughter playing games with friends. For example, we played charades, musical chairs, mobile games and board games.*

*All in all, I really enjoyed myself during Chinese New Year as I could spend quality time with family, friends and relatives besides savouring delicious food.*

*I personally think that celebrating festivals is indeed important in Malaysia. It strengthens racial harmony when different races have better understanding of other customs and cultures through open houses. Undeniably, celebrating festivals can also foster good relationships between family members. Thus, I look forward to celebrating Chinese New Year again next year.*

*Sample Answer 3: (Upper Intermediate level)*

*A festival that I had celebrated recently was Hari Raya Aidilfitri. It is celebrated by Muslims every year in Malaysia. This festival is celebrated on the first of Syawal, after a month of fasting.*

*Before Hari Raya Aidilfitri, we made a lot of preparations. We did spring cleaning in our house. We cleaned the windows and ceilings. Moreover, we decorated our house with colourful LED lights. We also painted our house with new paint. Besides, my mom and sister baked different types of tasty cookies. For example, peanut cookies and 'kuih loyang'. I helped mom to prepare various Malay dishes like 'lemang' and 'ketupat' a day before Hari Raya. My family and I even shopped at the mall for new clothes like 'baju Melayu' and 'baju kurung'.*

*On Hari Raya Aidilfitri, my family and I wore new clothes and sought forgiveness from each other. Then, we went to the mosque to pray. We also went to open houses. We visited our relatives and friends. My siblings and I got a lot of green packets filled with money and we were happy. On top of that, we also got to enjoy a variety of dishes. For instance, 'lemang', curries, 'rendang' and 'lontong'. I had a lot of fun playing games with friends too. We even played fireworks together at night.*

*To sum up, I really enjoyed myself during Hari Raya Aidilfitri as I could spend quality time with family, relatives and friends.*

*I personally think that celebrating festivals is important in Malaysia because it builds racial harmony and fosters good relationships between family members. Thus, I look forward to celebrating Hari Raya Aidilfitri again next year.*

## PART 2: INDIVIDUAL LONG-TURN

### PRACTICE 1

#### PART 2- TASK 2A

##### A memorable outing

Talk about a memorable outing.

You should say:

- where the outing was
- who did you go there with
- what you did there
- what made the outing memorable (why?)

##### Question for Candidate B:

When was the last time you had a memorable outing?  
What did you do there?



#### PART 2- TASK 2B

##### Your favourite film

Talk about your favourite film.

You should say:

- the title of the film
- what the film is about
- what makes it your favourite film
- would you recommend this film to your family and friends (why/why not?)



##### Question for Candidate A:

What is a film you love to watch?  
Why do you love it?



## PART 2: INDIVIDUAL LONG-TURN

### PRACTICE 2

#### PART 2- TASK 2A

##### Online Shopping

Talk about your experience shopping online.

You should say:

- do you shop online? (why?)
- what items do you purchase online?
- how do you pay for your purchases? (why?)
- which online shopping platform do you prefer? (why?)

##### Question for Candidate B:

Do you prefer shopping alone or with a company.  
Why/ Why not?



#### PART 2- TASK 2B

##### Bargain hunting

Talk about your experience bargain hunting.

You should say:

- where do you usually shop?
- how much do you usually spend when you go out shopping?
- when do you usually shop?
- if you were to have your own shop in the future, what would you sell? (why?)



##### Question for Candidate A:

Do you think haggling for price is fair on the seller?  
Why / Why not?

# *Part 3*

DON'T JUDGE A BOOK BY ITS  
COVER



## PART 3: DISCUSSION

### OVERVIEW OF PART 3: DISCUSSION

For this part, there are 3 parts.

#### 1st PART

- Candidates will be given one topic with 6 points in a bubble map.
- Both candidates discuss and talk on 2 -3 points each given in the bubble map and give explanations and examples.
- Include cohesive devices.

#### 2nd PART

- Both candidates discuss and choose the best point with elaboration and examples.
- Conclude pair decision or pair agreement.
- Include cohesive devices.

#### 3rd PART

- Candidates will be asked one question related to the main topic.
- Candidates discuss and state own points with elaboration and examples.
- Include cohesive devices.



## PART 3: DISCUSSION

### GUIDELINES: 1st Part of Pair Discussion

<b>A</b>	Hello. _____	<i>Greet friend</i>
<b>B</b>	Hi. _____	<i>Greet friend</i>
<b>A</b>	Let's talk about <u>    (topic)    </u> . (*use the topic from bubble map)	<i>State the topic.</i>
<b>B</b>	Sure. First, I think <u>    (topic)    </u> is <u>    (point 1)    </u> . This is because _____ _____ Do you agree with me?	<ul style="list-style-type: none"> <li>• <i>Give opinion/ point</i></li> <li>• <i>Give reasons</i></li> <li>• <i>Ask if your friend agrees</i></li> </ul>
<b>A</b>	I agree with you. In my opinion, <u>    (topic)    </u> is <u>    (point 2)    </u> . It is because _____ _____ Do you think so?	<ul style="list-style-type: none"> <li>• <i>Agree / Disagree</i></li> <li>• <i>Give opinion/ point</i></li> <li>• <i>Give reasons</i></li> <li>• <i>Ask if your friend agrees</i></li> </ul>
<b>B</b>	I totally agree with you. Besides, <u>    (topic)    </u> is <u>    (point 3)    </u> . It is because _____ _____ How do you think?	<ul style="list-style-type: none"> <li>• <i>Agree / Disagree</i></li> <li>• <i>Give opinion/ point</i></li> <li>• <i>Give reasons</i></li> <li>• <i>Ask if your friend agrees</i></li> </ul>
<b>A</b>	Actually, I think you are right. Furthermore, <u>    (topic)    </u> is <u>    (point 4)    </u> . This is because _____ _____ Do you agree with me?	<ul style="list-style-type: none"> <li>• <i>Agree / Disagree</i></li> <li>• <i>Give opinion/ point</i></li> <li>• <i>Give reasons</i></li> <li>• <i>Ask if your friend agrees</i></li> </ul>
<b>B</b>	I agree too. Moreover, <u>    (topic)    </u> is <u>    (point 5)    </u> . This is because _____ _____ Do you agree?	<ul style="list-style-type: none"> <li>• <i>Agree / Disagree</i></li> <li>• <i>Give opinion/ point</i></li> <li>• <i>Give reasons</i></li> <li>• <i>Ask if your friend agrees</i></li> </ul>
<b>A</b>	I agree too. Lastly, <u>    (topic)    </u> is <u>    (point 6)    </u> . This is because _____ _____ That's all.	<ul style="list-style-type: none"> <li>• <i>Agree / Disagree</i></li> <li>• <i>Give opinion/ point</i></li> <li>• <i>Give reasons</i></li> <li>• <i>Ending sentence</i></li> </ul>

## PART 3: DISCUSSION

### GUIDELINES: 2nd Part of Pair Discussion (Choose the best point)

Note: Choose 1 only. (same point)

#### ➤ Same point


<b>A</b>	Let's discuss.	<i>Start the discussion</i>
<b>B</b>	Sure. From my point of view, I think <u>(point A)</u> is the best point. This is because _____ _____. Do you agree with me?	<ul style="list-style-type: none"> <li>• <i>Give opinion/ point</i></li> <li>• <i>Give reasons</i></li> <li>• <i>Ask if your friend agrees</i></li> </ul>
<b>A</b>	I agree with you. I would like to add on to your opinion. For me, I think <u>(point A)</u> is the best point. This is because _____ _____. Do you agree?	<ul style="list-style-type: none"> <li>• <i>Agree</i></li> <li>• <i>Give opinion/ point</i></li> <li>• <i>Give reasons</i></li> <li>• <i>Ask if your friend agrees</i></li> </ul>
<b>B</b>	I totally agree. To sum up, I think both of us agree that <u>(point A)</u> is the best point.	<ul style="list-style-type: none"> <li>• <i>Agree</i></li> <li>• <i>Conclude with a choice</i></li> </ul>
<b>A</b>	Certainly. I agree with you. <u>(Point A)</u> is the best point.	<ul style="list-style-type: none"> <li>• <i>Agree with the conclusion</i></li> </ul>

## PART 3: DISCUSSION

### ➤ Different points

<b>A</b>	Let's discuss.	<i>Start the discussion</i>
<b>B</b>	Sure. From my point of view, I think <u>(point A)</u> is the best point. This is because _____ _____. Do you agree with me?	<ul style="list-style-type: none"> <li>• Give opinion/ point</li> <li>• Give reasons</li> <li>• Ask if your friend agrees</li> </ul>
<b>A</b>	I don't really agree. For me, I think <u>(point B)</u> is a better idea. This is because _____ _____. Do you agree?	<ul style="list-style-type: none"> <li>• Disagree</li> <li>• Give opinion/ point</li> <li>• Give reasons</li> <li>• Ask if your friend agrees</li> </ul>
<b>B</b>	I agree with you. To sum up, I think both of us agree that <u>(point A)</u> is the best point.	<ul style="list-style-type: none"> <li>• Agree</li> <li>• Conclude with a choice</li> </ul>
<b>A</b>	Certainly. I agree with you. <u>(Point A)</u> is the best point.	<ul style="list-style-type: none"> <li>• Agree with the conclusion</li> </ul>

*For this question, the important thing to remember is that even if two candidates have different points each, **both have to agree on a single point at the end of their discussion.***



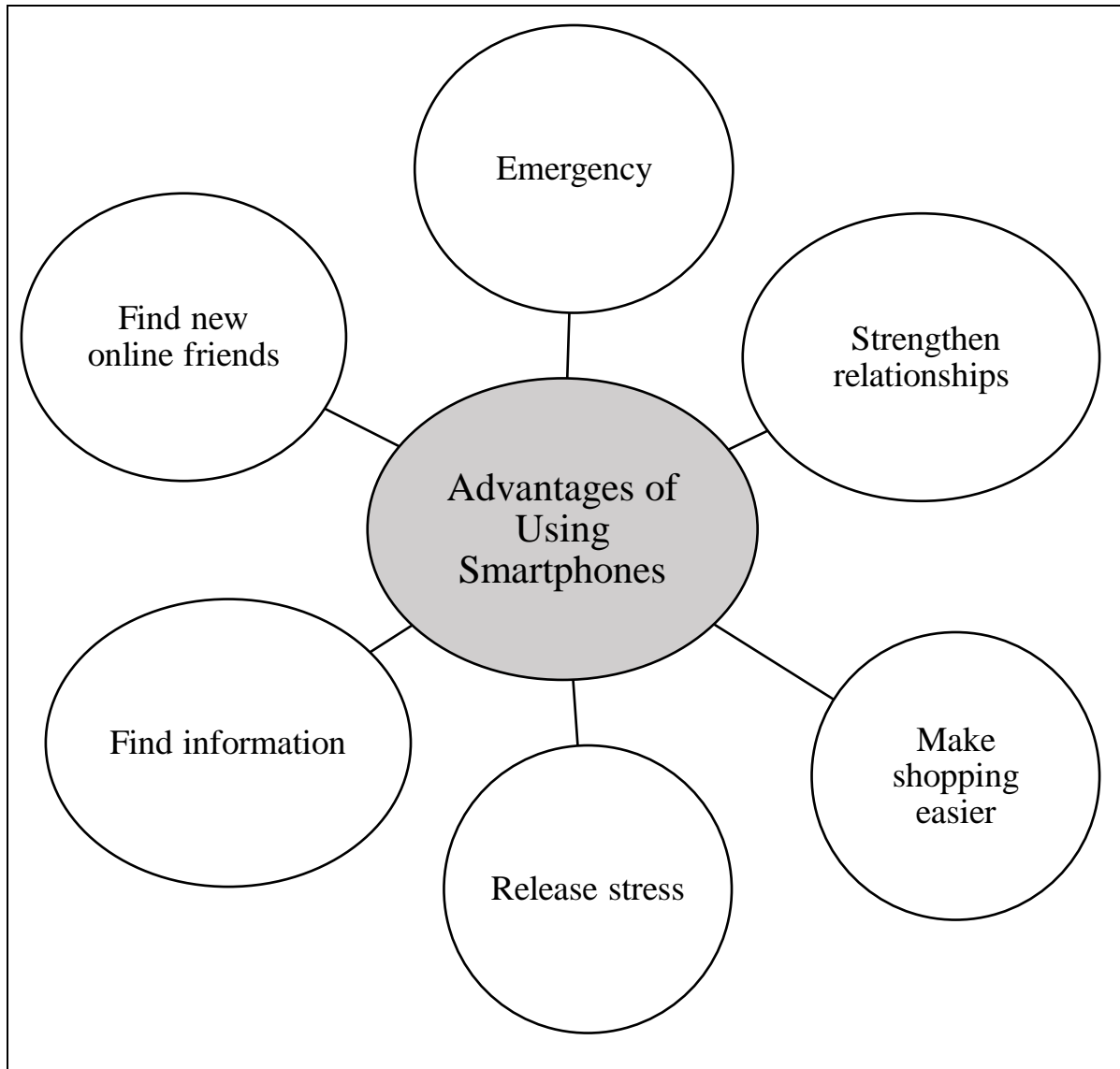
## PART 3: DISCUSSION

### GUIDELINES: 3rd Part of Pair Discussion

<b>A</b>	Let's discuss.	<i>Start discussion</i>
<b>B</b>	Sure. First, I think <u>one of the (topic)</u> is <u>(point I)</u> . This is because _____ _____ Do you agree with me?	<ul style="list-style-type: none"> <li>• Give opinion/ point</li> <li>• Give reasons</li> <li>• Ask if your friend agrees</li> </ul>
<b>A</b>	I agree with you. / I disagree with you. In my opinion, <u>(topic)</u> is <u>(point II)</u> . It is because _____ _____ Do you think so?	<ul style="list-style-type: none"> <li>• Agree / Disagree</li> <li>• Give opinion/ point</li> <li>• Give reasons</li> <li>• Ask if your friend agrees</li> </ul>
<b>B</b>	I totally agree with you. / I beg to differ. Besides, <u>(topic)</u> is <u>(point III)</u> . It is because _____ _____ How do you think?	<ul style="list-style-type: none"> <li>• Agree / Disagree</li> <li>• Give opinion/ point</li> <li>• Give reasons</li> <li>• Ask if your friend agrees</li> </ul>
<b>A</b>	That's a good idea. / I don't see eye to eye with you. Moreover, <u>(topic)</u> is <u>(point IV)</u> . This is because _____ _____ Do you agree with me?	<ul style="list-style-type: none"> <li>• Agree / Disagree</li> <li>• Give opinion/ point</li> <li>• Give reasons</li> <li>• Ask if your friend agrees</li> </ul>
<b>B</b>	I agree too. / I disagree with you. Other than that, <u>(topic)</u> is <u>(point V)</u> . This is because _____ _____ Do you agree?	<ul style="list-style-type: none"> <li>• Agree / Disagree</li> <li>• Give opinion/ point</li> <li>• Give reasons</li> <li>• Ask if your friend agrees</li> </ul>
<b>A</b>	I agree. / I disagree. Next, <u>(topic)</u> is <u>(point VI)</u> . This is because _____ _____ Do you want to add on anything?	<ul style="list-style-type: none"> <li>• Agree / Disagree</li> <li>• Give opinion/ point</li> <li>• Give reasons</li> </ul>
<b>B</b>	That's all from me.	<ul style="list-style-type: none"> <li>• Answer your friend</li> </ul>
<b>A</b>	That's the end of our discussion.	<ul style="list-style-type: none"> <li>• End discussion</li> </ul>

**QUESTION 1**

**SPEAKING (PART 3: PAIR DISCUSSION)**





# PART 3: DISCUSSION

## SPEAKING (PART 3: PAIR DISCUSSION)

### Using Smartphones

### Part 3

(4 - 5 minutes)

Interlocutor:	<p>Now, I would like you to talk about something together for about 3 minutes. The task will have two parts. In the first part, you will discuss something with each other for about 2 minutes. Then, in the second part, you will have another minute to make a decision together. All right. Let's begin with the discussion task.</p> <p><b>Almost everyone has a smartphone now. Smartphones has made our lives easier.</b> (Place Part 3 booklet open at Task 3, in front of the candidates.) <b>Here are some advantages of using smartphones</b> and a question for you to discuss. First, you have some time to look at the task.</p>
Candidates A&B: <i>About 20 seconds</i>	<i>Allow candidates 20 seconds to prepare.</i>
Interlocutor:	Now, talk to each other about the <b>advantages of using smartphones</b> .
Candidates A&B:	<p>.....</p> <p><i>Back-up prompts to be used if necessary.</i></p> <p><b>What do you think</b> [candidate name]? <b>What about this</b> [pointing to option]?</p>
Interlocutor:	Thank you. Now, you have about a minute <b>to decide together on which advantage of using smartphones is the best.</b>
Candidates A&B: <i>1 minute</i>	.....
Interlocutor:	<p>Thank you. Can I have the booklet, please? <i>Retrieve Task 3 booklet.</i></p> <p>You've been talking about why people travel to other countries, now let's hear your opinion on this. <b>Does having smartphones mean having less private time?</b></p> <div style="border: 1px solid black; padding: 10px; margin: 10px auto; width: fit-content;"> <p><i>Select any of the following prompts as appropriate:</i></p> <ul style="list-style-type: none"> <li>• What do you think?</li> <li>• Do you agree?</li> <li>• How about you?</li> </ul> </div>
Candidates A&B: <i>2 minutes</i>	.....
Interlocutor:	Thank you, [candidate A and candidate B]. That's the end of the speaking test.

## PART 3: DISCUSSION

### SUGGESTED ANSWERS:

#### 1<sup>st</sup> Part of Discussion

(Elementary level to Intermediate Level)

<b>A</b>	Hello, [Candidate B].	<i>Greet friend</i>
<b>B</b>	Hi, [Candidate A].	<i>Greet friend</i>
<b>A</b>	Let's talk about the <u>advantages of using smartphones</u> .	<i>State the topic.</i>
<b>B</b>	Sure. First, I think that one of the advantages of using smartphones is it is useful for an <u>emergency</u> . This is because we can ask for help quickly using smartphones. For example, we can contact the fire station during a fire to ask for help. I believe that using smartphones is an advantage during an emergency. Do you agree with me?	<ul style="list-style-type: none"> <li>• <i>Give opinion/ point</i></li> <li>• <i>Give reasons</i></li> <li>• <i>Ask if your friend agrees</i></li> </ul>
<b>A</b>	I agree with you. In my opinion, smartphones allow us to <u>find information easily</u> . It is because we can surf the Internet on our smartphones to search for more information for homework and revision. For instance, we can search for the meanings of difficult words from online dictionaries like Cambridge. Besides, we can watch online tutorials video in Youtube for DIY projects. I certainly think that smartphones help us find information easily. Do you think so?	<ul style="list-style-type: none"> <li>• <i>Agree / Disagree</i></li> <li>• <i>Give opinion/ point</i></li> <li>• <i>Give reasons</i></li> <li>• <i>Ask if your friend agrees</i></li> </ul>
<b>B</b>	Yes, I totally agree with you. Besides, the use of smartphones can <u>strengthen relationships between families and friends</u> . We can keep in touch with each other anywhere and anytime. For example, we can make video calls on Google Meet with our families and friends who live in other countries. I believe that using smartphones strengthens relationships between families and friends. How do you think?	<ul style="list-style-type: none"> <li>• <i>Agree / Disagree</i></li> <li>• <i>Give opinion/ point</i></li> <li>• <i>Give reasons</i></li> <li>• <i>Ask if your friend agrees</i></li> </ul>

## PART 3: DISCUSSION

<p><b>A</b></p>	<p>Actually, I think you are right.          Furthermore, I also think that using smartphones helps to <u>release stress</u>. People can relax and have fun with their smartphones after a busy day of work or school. One example is they can play online mobile games with friends such as Among Us.          I strongly think that using smartphones helps release stress.          Do you agree with me?</p>	<ul style="list-style-type: none"> <li>• <i>Agree / Disagree</i></li> <li>• <i>Give opinion/ point</i></li> <li>• <i>Give reasons</i></li> <li>• <i>Ask if your friend agrees</i></li> </ul>
<p><b>B</b></p>	<p>I agree too.          Moreover, one advantage of using smartphones is it <u>makes shopping easier</u>. We can make cashless payments via smartphones with mobile Internet. This allows us to carry less cash and to avoid our money from being stolen. Next, we can also shop online easily through applications like Shopee on our smartphones. We can shop anywhere and anytime. Thus, it saves times and makes our shopping easier.          I certainly think that using smartphones makes shopping easier.          Do you agree?</p>	<ul style="list-style-type: none"> <li>• <i>Agree / Disagree</i></li> <li>• <i>Give opinion/ point</i></li> <li>• <i>Give reasons</i></li> <li>• <i>Ask if your friend agrees</i></li> </ul>
<p><b>A</b></p>	<p>I agree too.          Lastly, using smartphones can help us <u>find new online friends</u>. We can chat with new friends through social media like Facebook on our phones. In addition, we can get new friends when we join language apps to practise and learn new languages from online friends.          I strongly think that using smartphones helps us find new online friends.          That's all.</p>	<ul style="list-style-type: none"> <li>• <i>Agree / Disagree</i></li> <li>• <i>Give opinion/ point</i></li> <li>• <i>Give reasons</i></li> <li>• <i>Ending sentence</i></li> </ul>

## PART 3: DISCUSSION

### SUGGESTED ANSWERS:

#### 1<sup>st</sup> Part of Discussion

(Intermediate level to Upper Intermediate level)

<b>A</b>	Hello. [Candidate B]	<i>Greet friend</i>
<b>B</b>	Hi. [Candidate A]	<i>Greet friend</i>
<b>A</b>	Let's talk about the <u>advantages of using smartphones</u> .	<i>State the topic.</i>
<b>B</b>	<p>Sure.</p> <p>First, I think one of the advantages of using smartphones is that it comes in handy during <u>emergencies</u>. This is because we can ask for help immediately with the press of a button using our smartphones. For example, we can contact the fire station during a fire to ask for help. Another example is we can phone our families to ask for help or phone the nearby car workshops when our cars break down.</p> <p>Therefore, I strongly believe that using smartphones is a good advantage during an emergency.</p> <p>Do you agree with me?</p>	<ul style="list-style-type: none"> <li>• <i>Give opinion/ point</i></li> <li>• <i>Give reasons</i></li> <li>• <i>Ask if your friend agrees</i></li> </ul>
<b>A</b>	<p>I agree with you.</p> <p>In my opinion, using smartphones has another advantage too. By using smartphones, we can <u>find information easily</u>. It is because we can surf the Internet on our smartphones to search for more information for our schoolwork, assignments and revision. For instance, we can search for the meanings of unfamiliar words using online dictionaries like Cambridge and Collins. Besides, we can watch online tutorials video in Youtube to understand difficult Science concepts.</p> <p>Thus, I certainly think that smartphones allow us to find information easily.</p> <p>Do you think so?</p>	<ul style="list-style-type: none"> <li>• <i>Agree / Disagree</i></li> <li>• <i>Give opinion/ point</i></li> <li>• <i>Give reasons</i></li> <li>• <i>Ask if your friend agrees</i></li> </ul>
<b>B</b>	<p>Yes, I totally agree with you.</p> <p>Other than that, the use of smartphones can <u>strengthen relationships between families and friends</u>. We can keep in touch with each other anywhere and anytime. This is evident especially for communicating with family or friends who live in faraway places. For instance, we can make video calls on Google Meet or Skype with our families and friends who live in foreign countries, regardless of the huge distance. Furthermore, we can use our smartphones during outings with friends. We can fix a date and a place to meet up with friends at a nearby café without any hassle instantly.</p>	<ul style="list-style-type: none"> <li>• <i>Agree / Disagree</i></li> <li>• <i>Give opinion/ point</i></li> <li>• <i>Give reasons</i></li> <li>• <i>Ask if your friend agrees</i></li> </ul>

## PART 3: DISCUSSION

	<p>In short, using smartphones indeed strengthens relationships between families and friends. How do you think?</p>	
<b>A</b>	<p>Actually, I think you are right. On the other hand, I also think that using smartphones helps to <u>release stress</u> after a long day of work or school. People can relax and have fun with their smartphones after a hectic day. One example is they can unwind by playing online mobile games with friends such as Mobile Legends and Among Us. The interesting storylines and fun interactive games also pique their interest to enjoy their playing experience, making them forget their worries and stress. Hence, smartphones play an important role to help release stress among users. Do you agree with me?</p>	<ul style="list-style-type: none"> <li>• <i>Agree / Disagree</i></li> <li>• <i>Give opinion/ point</i></li> <li>• <i>Give reasons</i></li> <li>• <i>Ask if your friend agrees</i></li> </ul>
<b>B</b>	<p>I agree with you too. Moreover, one advantage of using smartphones is it <u>makes shopping easier</u>. This is because smartphones are lightweight and easy to be carried around to make payments when we shop. For example, we can use cashless payments conveniently via smartphones with mobile Internet. This allows us to carry less cash and to avoid money thefts by pickpockets. Next, we can also shop online easily by downloading applications like Lazada and Shopee to our smartphones. We can shop anywhere and anytime easily using our smartphones. Thus, it saves times and makes our shopping experience much more pleasant. I certainly think that using smartphones eases shopping. Do you agree?</p>	<ul style="list-style-type: none"> <li>• <i>Agree / Disagree</i></li> <li>• <i>Give opinion/ point</i></li> <li>• <i>Give reasons</i></li> <li>• <i>Ask if your friend agrees</i></li> </ul>
<b>A</b>	<p>I agree too. Lastly, the use of smartphones can help us <u>find new online friends</u>. Through social media like Facebook or Instagram via smartphones, we can find and chat with new friends. For example, we get new online friends living in foreign countries and learn new customs and cultures from them. In addition, we can find new friends when we join platforms to practise and learn new languages, like French or Japanese. We can also join online study groups to exchange tips and notes besides getting new friends. By using smartphones, we can kill two birds with one stone. Besides bonding with new online friends, we can learn many new things. I strongly think that using smartphones helps us find new online friends. That's all.</p>	<ul style="list-style-type: none"> <li>• <i>Agree / Disagree</i></li> <li>• <i>Give opinion/ point</i></li> <li>• <i>Give reasons</i></li> <li>• <i>Ending sentence</i></li> </ul>

## PART 3: DISCUSSION

### SUGGESTED ANSWERS:

#### 2<sup>nd</sup> Part of Discussion

(Elementary level to Intermediate Level)

➤ **Same point**

<b>A</b>	Let's discuss.	<i>Start the discussion</i>
<b>B</b>	Sure. From my point of view, I think that using smartphones to <u>find information</u> is the best advantage. This is because we can update ourselves with the latest news through smartphones. For example, we can read online newspaper to know about the current and global issues. Do you agree with me?	<ul style="list-style-type: none"> <li>• <i>Give opinion/ point</i></li> <li>• <i>Give reasons</i></li> <li>• <i>Ask if your friend agrees</i></li> </ul>
<b>A</b>	I agree with you. I would like to add on to your opinion. For me, I think that using smartphones to <u>find information</u> is the best advantage. This is because we can find a lot information online using smartphones to learn cooking. We can find different cooking recipes to cook new dishes like 'rendang', 'laksa' and chicken chop. Do you agree?	<ul style="list-style-type: none"> <li>• <i>Agree</i></li> <li>• <i>Give opinion/ point</i></li> <li>• <i>Give reasons</i></li> <li>• <i>Ask if your friend agrees</i></li> </ul>
<b>B</b>	I totally agree. In conclusion, I think both of us agree that using smartphones to <u>find information</u> is the best advantage.	<ul style="list-style-type: none"> <li>• <i>Agree</i></li> <li>• <i>Conclude with a choice</i></li> </ul>
<b>A</b>	I strongly agree with you. Using smartphones to find information is the best advantage.	<ul style="list-style-type: none"> <li>• <i>Agree with the conclusion</i></li> </ul>

## PART 3: DISCUSSION

### SUGGESTED ANSWERS:

#### 2<sup>nd</sup> Part of Discussion

(Intermediate level to Upper Intermediate level)

#### ➤ Different points

<b>A</b>	Let's discuss.	<i>Start the discussion</i>
<b>B</b>	Sure. From my point of view, I think that the best advantage of using smartphones is it <u>releases stress</u> . First, we can watch our favourite movies and dramas on our smartphones to relax. We can watch various genres of dramas and movies like anime, horror, thriller and romance online via Youtube or Netflix using smartphones. We can also bond better with friends as we spend quality time together during online mobile games like Among Us. Do you agree with me?	<ul style="list-style-type: none"> <li>• <i>Give opinion/ point</i></li> <li>• <i>Give reasons</i></li> <li>• <i>Ask if your friend agrees</i></li> </ul>
<b>A</b>	I disagree with you. On the other hand, I think that the best advantage of using smartphones is it <u>makes shopping easier</u> . For example, we can also shop online easily by downloading shopping applications like Lazada and Shopee to our smartphones. We can do our shopping anywhere and anytime using our smartphones. We can even collect discount coupons and vouchers daily on these apps using our smartphones to save on our purchases. For instance, we can collect Shopee Shake coins from shaking our smartphones daily during promotions and exchange them for vouchers. Do you agree?	<ul style="list-style-type: none"> <li>• <i>Disagree</i></li> <li>• <i>Give opinion/ point</i></li> <li>• <i>Give reasons</i></li> <li>• <i>Ask if your friend agrees</i></li> </ul>
<b>B</b>	I will agree with you. To sum up, I think both of us agree that the best advantage of using smartphones is it <u>makes shopping easier</u> .	<ul style="list-style-type: none"> <li>• <i>Agree</i></li> <li>• <i>Conclude with the choice</i></li> </ul>
<b>A</b>	Certainly. I am glad that you agree with me.	<ul style="list-style-type: none"> <li>• <i>Agree with the conclusion</i></li> </ul>

## PART 3: DISCUSSION

### SUGGESTED ANSWERS:

#### 3<sup>rd</sup> Part of Discussion

(Intermediate level to Upper Intermediate level)

<b>A</b>	Let's discuss.	<i>Start discussion</i>
<b>B</b>	<p>Sure.</p> <p>I agree that having smartphones means having less private time. This is because having notifications related to <u>work</u> popping out all the time, keeps us busy. If we receive notifications outside of working hours, we will not have enough time for ourselves to relax or spend quality time with family. For example, we have to reply messages from our bosses almost every day, adding to the tasks we already have had at the moment. We also tend to get email notifications and have to reply quickly if they are urgent. The hectic cycle of work life does not stop in the workplace but it continues at home when we have smartphones, lessening our private time.</p> <p>Do you agree with me?</p>	<ul style="list-style-type: none"> <li>• <i>Give opinion/ point</i></li> <li>• <i>Give reasons</i></li> <li>• <i>Ask if your friend agrees</i></li> </ul>
<b>A</b>	<p>I agree with you.</p> <p>In my opinion, having smartphones also keeps us busy for <u>studies</u> and we have less private time.</p> <p>This is because our phones will be bombarded with notifications for assignments and class announcements, making us feel restless all time. We cannot spend more quality time to pamper ourselves. For instance, we may have to answer questions from our friends about assignments when we are shopping at the mall at night. With our peaceful time interrupted, we may feel frustrated.</p> <p>In short, having smartphones means having less private time when we often get notifications related to studies.</p> <p>Do you think so?</p>	<ul style="list-style-type: none"> <li>• <i>Agree / Disagree</i></li> <li>• <i>Give opinion/ point</i></li> <li>• <i>Give reasons</i></li> <li>• <i>Ask if your friend agrees</i></li> </ul>
<b>B</b>	<p>I totally agree with you.</p> <p>Besides, having smartphones reduces our private time as we often spend a lot of time on <u>social media</u>.</p> <p>While scrolling through posts and reading updates of our friends on social media, we could not have time to do our favourite activities. Most of our time revolves around other people's lives even during our spare time at home. In addition, we may be too absorbed into consuming various negative media from social media till our mental health is harmed.</p> <p>I strongly think that having smartphones means having less private time.</p> <p>How do you think?</p>	<ul style="list-style-type: none"> <li>• <i>Agree / Disagree</i></li> <li>• <i>Give opinion/ point</i></li> <li>• <i>Give reasons</i></li> <li>• <i>Ask if your friend agrees</i></li> </ul>

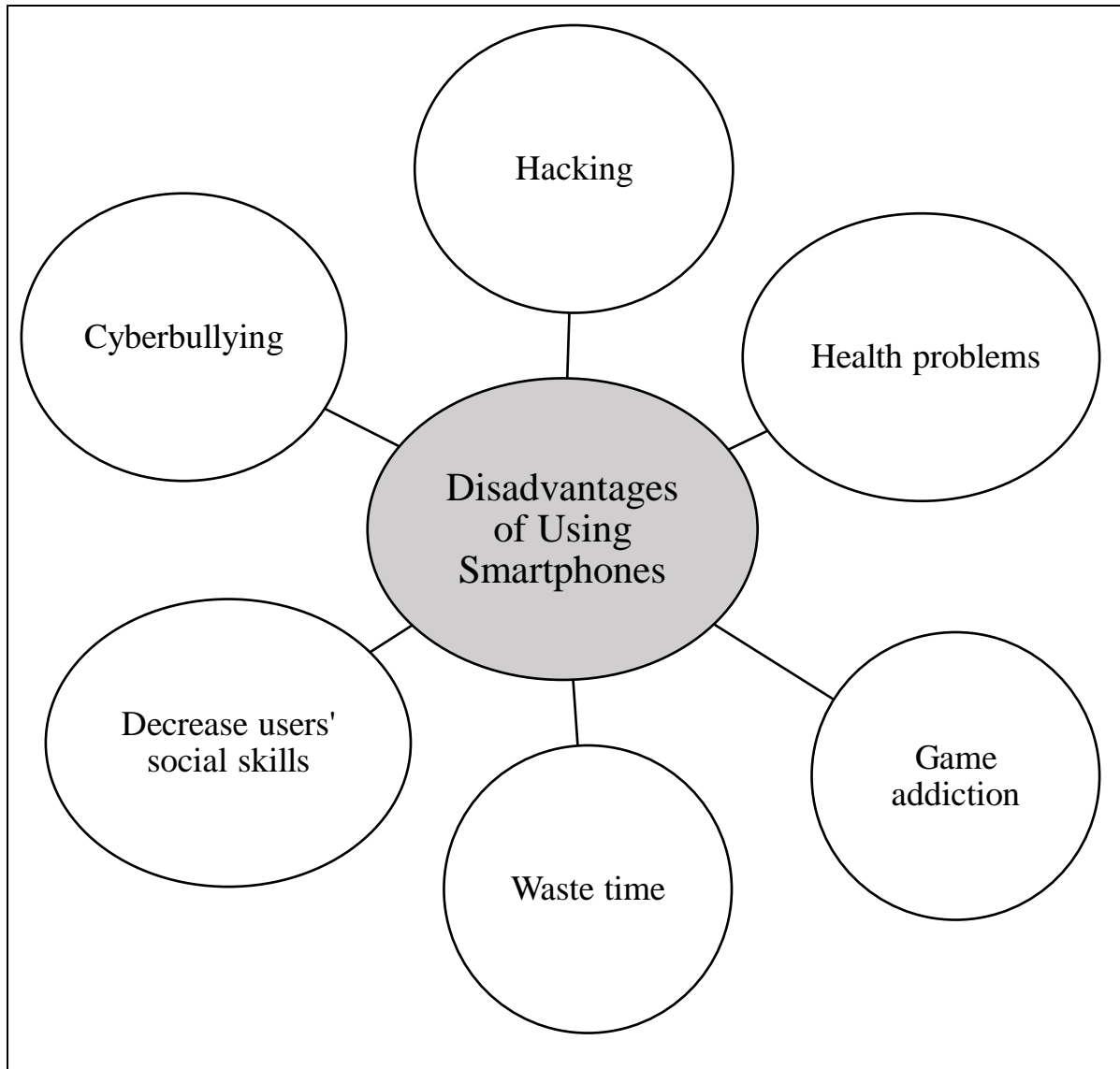


## PART 3: DISCUSSION

<p><b>A</b></p>	<p>That's a good idea.          Moreover, having smartphones deprives us of our private time when plenty of time are spent on <u>shopping</u>.          With our smartphones, we can shop conveniently anywhere and anytime. The downside is prevalent when we become shopaholics using our smartphones, abandoning other important things that we have to do.          The more we shop with our phones, the less private time we have.          Do you agree with me?          Would you like to add on anything?</p>	<ul style="list-style-type: none"> <li>• <i>Agree / Disagree</i></li> <li>• <i>Give opinion/ point</i></li> <li>• <i>Give reasons</i></li> <li>• <i>Ask if your friend agrees</i></li> <li>• <i>Ending sentence</i></li> </ul>
<p><b>B</b></p>	<p>I agree with you too.          That's all from me.</p>	<ul style="list-style-type: none"> <li>• <i>Agree/ Disagree</i></li> <li>• <i>Answer your friend</i></li> </ul>
<p><b>A</b></p>	<p>That's the end of our discussion.</p>	<ul style="list-style-type: none"> <li>• <i>End discussion</i></li> </ul>

**QUESTION 2**

**SPEAKING (PART 3: PAIR DISCUSSION)**



# PART 3: DISCUSSION

## SPEAKING (PART 3: PAIR DISCUSSION)

Using Smartphones

### Part 3

(4 - 5 minutes)

Interlocutor:	<p>Now, I would like you to talk about something together for about 3 minutes. The task will have two parts. In the first part, you will discuss something with each other for about 2 minutes. Then, in the second part, you will have another minute to make a decision together. All right. Let's begin with the discussion task.</p> <p><b>Almost everyone has a smartphone now. Smartphones have made our life easier but they also have their disadvantages.</b> (<i>Place Part 3 booklet open at Task 3, in front of the candidates.</i>) <b>Here are some disadvantages of using smartphones</b> and a question for you to discuss. First, you have some time to look at the task.</p>
Candidates A&B:	<i>Allow candidates 20 seconds to prepare.</i>
Interlocutor:	Now, talk to each other about the <b>disadvantages of using smartphones</b> .
Candidates A&B:	<p>.....</p> <p><i>Back-up prompts to be used if necessary.</i></p> <p><b>What do you think</b> [candidate name]? <b>What about this</b> [pointing to option]?</p>
Interlocutor:	Thank you. Now, you have about a minute <b>to decide together on which disadvantage of using smartphones is the most common.</b>
Candidates A&B:	<p><i>1 minute</i></p> <p>.....</p>
Interlocutor:	<p>Thank you. Can I have the booklet, please? <i>Retrieve Task 3 booklet.</i></p> <p>You've been talking about why people travel to other countries, now let's hear your opinion on this. <b>Does having smartphones mean having less private time?</b></p> <div style="border: 1px solid black; padding: 10px; margin: 10px auto; width: 80%;"> <p><i>Select any of the following prompts as appropriate:</i></p> <ul style="list-style-type: none"> <li><b>What do you think?</b></li> <li><b>Do you agree?</b></li> <li><b>How about you?</b></li> </ul> </div>
Candidates A&B:	<p><i>2 minutes</i></p> <p>.....</p>
Interlocutor:	Thank you, [candidate A and candidate B]. That's the end of the speaking test.

JPN PERAK

## PART 3: DISCUSSION

### SUGGESTED ANSWERS:

#### 1<sup>st</sup> Part of Discussion

(Elementary level to Intermediate Level)

<b>A</b>	Let's talk about the <u>disadvantages of using smartphones</u> .	<i>State the topic.</i>
<b>B</b>	<p>Sure.</p> <p>First, I think one of the disadvantages of using smartphones is <u>health problems</u>.</p> <p>This is because using smartphones for a long time can cause backaches and headaches. It also makes our eyes tired. These health problems make our daily activities difficult.</p> <p>Health problems are definitely one disadvantage of using smartphones.</p> <p>Do you agree with me?</p>	<ul style="list-style-type: none"> <li>• Give opinion/ point</li> <li>• Give reasons</li> <li>• Ask if your friend agrees</li> </ul>
<b>A</b>	<p>I agree with you.</p> <p>In my opinion, another disadvantage of using smartphones is <u>game addiction</u>.</p> <p>Some teenagers spend lot of time playing mobile games till they become addicted. Then, they cannot focus on their studies and get bad results in exams. Some even waste a lot of money to level up in the online games.</p> <p>I think that using smartphones causes game addiction which wastes time and money.</p> <p>Don't you think so too?</p>	<ul style="list-style-type: none"> <li>• Agree / Disagree</li> <li>• Give opinion/ point</li> <li>• Give reasons</li> <li>• Ask if your friend agrees</li> </ul>
<b>B</b>	<p>I totally agree with you.</p> <p>Besides, another disadvantage of using smartphones is it <u>decreases users' social skills</u>.</p> <p>Some users can text very well with their smartphones using memes or emoticons. However, they cannot express themselves in real life well. Some even become introverted and feel less confident after spending too much time on their smartphones.</p> <p>I strongly think that the disadvantage using smartphones is it decreases users' social skills.</p> <p>How do you think?</p>	<ul style="list-style-type: none"> <li>• Agree / Disagree</li> <li>• Give opinion/ point</li> <li>• Give reasons</li> <li>• Ask if your friend agrees</li> </ul>
<b>A</b>	<p>That's a good idea.</p> <p>Moreover, using smartphones <u>wastes time</u>.</p> <p>This is because users may spend hours on their smartphones on social media like Instagram or Facebook. Furthermore, some users also spend too much time playing mobile games till they neglect their work and studies.</p>	<ul style="list-style-type: none"> <li>• Agree / Disagree</li> <li>• Give opinion/ point</li> <li>• Give reasons</li> </ul>

## PART 3: DISCUSSION

	<p>I think that the disadvantage of using smartphones is it wastes time. Do you agree with me?</p>	<ul style="list-style-type: none"> <li>• Ask if your friend agrees</li> </ul>
<b>B</b>	<p>I agree too. Other than that, one disadvantage of using smartphones is that we are exposed to <u>hacking</u>. This is because the hackers steal our identities to commit crimes or to steal money from us. Thus, I think that hacking is a disadvantage of using smartphones. Do you agree?</p>	<ul style="list-style-type: none"> <li>• Agree / Disagree</li> <li>• Give opinion / point</li> <li>• Give reasons</li> <li>• Ask if your friend agrees</li> </ul>
<b>A</b>	<p>I agree. Lastly, <u>cyberbullying</u> is another disadvantage of using smartphones. Everyone can access the Internet easily on their smartphones. As a result, some angry users use the social media to release stress and bully others online. For instance, they body shame and spread fake news to harm others. In short, cyberbullying is a disadvantage of using smartphones. That's all.</p>	<ul style="list-style-type: none"> <li>• Agree / Disagree</li> <li>• Give opinion / point</li> <li>• Give reasons</li> <li>• Ending sentence</li> </ul>

## PART 3: DISCUSSION

### SUGGESTED ANSWERS:

#### 1<sup>st</sup> Part of Discussion

(Intermediate level to Upper Intermediate level)

<b>A</b>	Let's talk about the <u>disadvantages of using smartphones</u> .	<i>State the topic.</i>
<b>B</b>	<p>Sure.</p> <p>First, I think one of the disadvantages of using smartphones is it causes <u>health problems</u>.</p> <p>This is because using smartphones for long periods of time can make us feel dizzy and our eyes to become sore. Besides, it also causes backaches when we hunch our bodies to look at our phones. These health problems are a burden in our daily activities. I believe that one of the disadvantages of using smartphones is it causes health problems.</p> <p>Do you agree with me?</p>	<ul style="list-style-type: none"> <li>• <i>Give opinion/ point</i></li> <li>• <i>Give reasons</i></li> <li>• <i>Ask if your friend agrees</i></li> </ul>
<b>A</b>	<p>I agree with you.</p> <p>In my opinion, another disadvantage of using smartphones is <u>game addiction</u>.</p> <p>Teenagers may spend a lot of time playing mobile games till they become addicted. Game addiction also causes lack of sleep among students. As a result, they cannot pay attention in class the next day. Then, they neglect their studies and get bad results in exams. Furthermore, some even waste a lot of money to level up or buy better game accessories for the online games.</p> <p>I strongly believe that using smartphones causes game addiction which wastes time and money.</p> <p>Don't you think so too?</p>	<ul style="list-style-type: none"> <li>• <i>Agree / Disagree</i></li> <li>• <i>Give opinion/ point</i></li> <li>• <i>Give reasons</i></li> <li>• <i>Ask if your friend agrees</i></li> </ul>
<b>B</b>	<p>I totally agree with you.</p> <p>Besides, the disadvantage of using smartphones is users may <u>lack the necessary social skills</u>.</p> <p>Some users tend to hide behind their phones' screens and text others using words with emoticons, stickers or memes. However, in real life, the users cannot use the right words or expressions to present themselves as well as in texting. Some even become more introverted after spending too much time on their smartphones, making them possess low confidence levels and lack interpersonal skills.</p> <p>Thus, I certainly think that the disadvantage of spending too much time on smartphones is it makes users lack social skills.</p> <p>What do you think?</p>	<ul style="list-style-type: none"> <li>• <i>Agree / Disagree</i></li> <li>• <i>Give opinion/ point</i></li> <li>• <i>Give reasons</i></li> <li>• <i>Ask if your friend agrees</i></li> </ul>

## PART 3: DISCUSSION

<p><b>A</b></p>	<p>That's a good idea. Moreover, using smartphones <u>wastes time</u>. This is because users may spend hours on their smartphones. Some tend to scroll through posts and updates in social media, namely Instagram or Facebook which will not do them any good. They may waste time fantasizing idealistic things that are detrimental to their mental health. For example, luxurious lifestyles, unrealistic body goals and forever-happy relationships. Furthermore, some may spend too much time playing mobile games till they neglect their work and studies. All in all, the disadvantage of using smartphones is it wastes time. Do you agree with me?</p>	<ul style="list-style-type: none"> <li>• <i>Agree / Disagree</i></li> <li>• <i>Give opinion/ point</i></li> <li>• <i>Give reasons</i></li> <li>• <i>Ask if your friend agrees</i></li> </ul>
<p><b>B</b></p>	<p>I agree too. Other than that, one downside of using smartphones is that we may be exposed to <u>hacking</u>. Identity thefts are rampant nowadays, causing problems to many people. The stolen identities are used to commit crimes or even to steal money from the owners. Some are even subjected to ransomware attacks that demands an amount of money to be transferred before the owners' computer system files are restored. In brief, hacking is a clear disadvantage of using smartphones. Do you agree?</p>	<ul style="list-style-type: none"> <li>• <i>Agree / Disagree</i></li> <li>• <i>Give opinion/ point</i></li> <li>• <i>Give reasons</i></li> <li>• <i>Ask if your friend agrees</i></li> </ul>
<p><b>A</b></p>	<p>I agree. Lastly, <u>cyberbullying</u> is another disadvantage of using smartphones. Everyone can access the Internet easily on their smartphones. With smartphones, people can spend a lot of time scrolling feeds in social media. As a result, some vent their anger online without thinking twice in order to release their stress. They throw insults and bully others online in the comment sections. For instance, they body shame, gas light and defame others. Indeed, cyberbullying is a disadvantage of using smartphones. That's all.</p>	<ul style="list-style-type: none"> <li>• <i>Agree / Disagree</i></li> <li>• <i>Give opinion/ point</i></li> <li>• <i>Give reasons</i></li> <li>• <i>Ending sentence</i></li> </ul>

## PART 3: DISCUSSION

### SUGGESTED ANSWERS:

#### 2<sup>nd</sup> Part of Discussion

(Elementary level to Intermediate level)

#### ➤ Different points

<b>A</b>	Let's discuss.	<i>Start the discussion</i>
<b>B</b>	<p>Sure.</p> <p>From my point of view, I think that the most common disadvantage of using smartphones is <u>game addiction</u>. Some users who become addicted to gaming spend a lot of money to win levels in games. It becomes worse when they use up their savings for emergency.</p> <p>I think that game addiction is the most common disadvantage of using smartphones.</p> <p>Do you agree with me?</p>	<ul style="list-style-type: none"> <li>• <i>Give opinion/ point</i></li> <li>• <i>Give reasons</i></li> <li>• <i>Ask if your friend agrees</i></li> </ul>
<b>A</b>	<p>I disagree with you.</p> <p>On the other hand, I think that the most common disadvantage of using smartphones is <u>cyberbullying</u>. Some people use smartphones to cyberbully others because they are jealous or bored. Cyberbullying is bad for students' mental health too. Besides, students will lose their self-esteem and motivation to go to school.</p> <p>I strongly think that the most common disadvantage of using smartphones is cyberbullying.</p> <p>Do you agree?</p>	<ul style="list-style-type: none"> <li>• <i>Disagree</i></li> <li>• <i>Give opinion/ point</i></li> <li>• <i>Give reasons</i></li> <li>• <i>Ask if your friend agrees</i></li> </ul>
<b>B</b>	<p>I agree with you.</p> <p>In conclusion, we agree that the most common disadvantage of using smartphones is <u>cyberbullying</u>.</p>	<ul style="list-style-type: none"> <li>• <i>Agree</i></li> <li>• <i>Conclude with the choices</i></li> </ul>
<b>A</b>	I am happy that you agree with me.	<ul style="list-style-type: none"> <li>• <i>Agree with the conclusion</i></li> </ul>



## PART 3: DISCUSSION

### SUGGESTED ANSWERS:

#### 2<sup>nd</sup> Part of Discussion

(Intermediate level to Upper Intermediate level)

#### ➤ Different points

<b>A</b>	Let's discuss.	<i>Start the discussion</i>
<b>B</b>	<p>Sure.</p> <p>From my point of view, I think that the most common disadvantage of using smartphones is <u>game addiction</u>.</p> <p>Some users who become addicted to gaming will not hesitate to spend huge sums of money to win levels in games. Besides, some users may get addicted to games with elements of gambling like virtual coin slot machines. Hence, they will do various online money transactions to gamble in such games. In the long run, they may even lose all their money and go bankrupt. Indeed, game addiction is one dangerous disadvantage of using smartphones.</p> <p>I strongly believe that game addiction is the most common disadvantage of using smartphones.</p> <p>Do you agree with me?</p>	<ul style="list-style-type: none"> <li>• <i>Give opinion/ point</i></li> <li>• <i>Give reasons</i></li> <li>• <i>Ask if your friend agrees</i></li> </ul>
<b>A</b>	<p>I beg to differ.</p> <p>On the other hand, I think that the most common disadvantage of using smartphones is <u>cyberbullying</u>.</p> <p>With plenty of time spent on smartphones, some bored teenagers may use smartphones as a platform to cyberbully others without thinking twice. They use words to hurt others for their own selfish reasons, like to kill boredom or out of jealousy. Consequently, the victims would be harmed tremendously. For instance, famous singers face defamation due to slander and may lose job opportunities in the process. Another example is students' mental health may deteriorate and they lose their self-esteem or their motivation to go to school.</p> <p>I definitely agree that the most common disadvantage of using smartphones is cyberbullying.</p> <p>Do you agree?</p>	<ul style="list-style-type: none"> <li>• <i>Disagree</i></li> <li>• <i>Give opinion/ point</i></li> <li>• <i>Give reasons</i></li> <li>• <i>Ask if your friend agrees</i></li> </ul>
<b>B</b>	<p>I will agree with you.</p> <p>To sum up, I think both of us agree that the most common disadvantages of using smartphones is <u>cyberbullying</u>.</p>	<ul style="list-style-type: none"> <li>• <i>Agree</i></li> <li>• <i>Conclude with the choices</i></li> </ul>
<b>A</b>	Certainly. That is a good decision. I am glad that we can find a middle ground.	<ul style="list-style-type: none"> <li>• <i>Agree with the conclusion</i></li> </ul>

## PART 3: DISCUSSION

### SUGGESTED ANSWERS:

#### 3<sup>rd</sup> Part of Discussion

(Intermediate level to Upper Intermediate level)

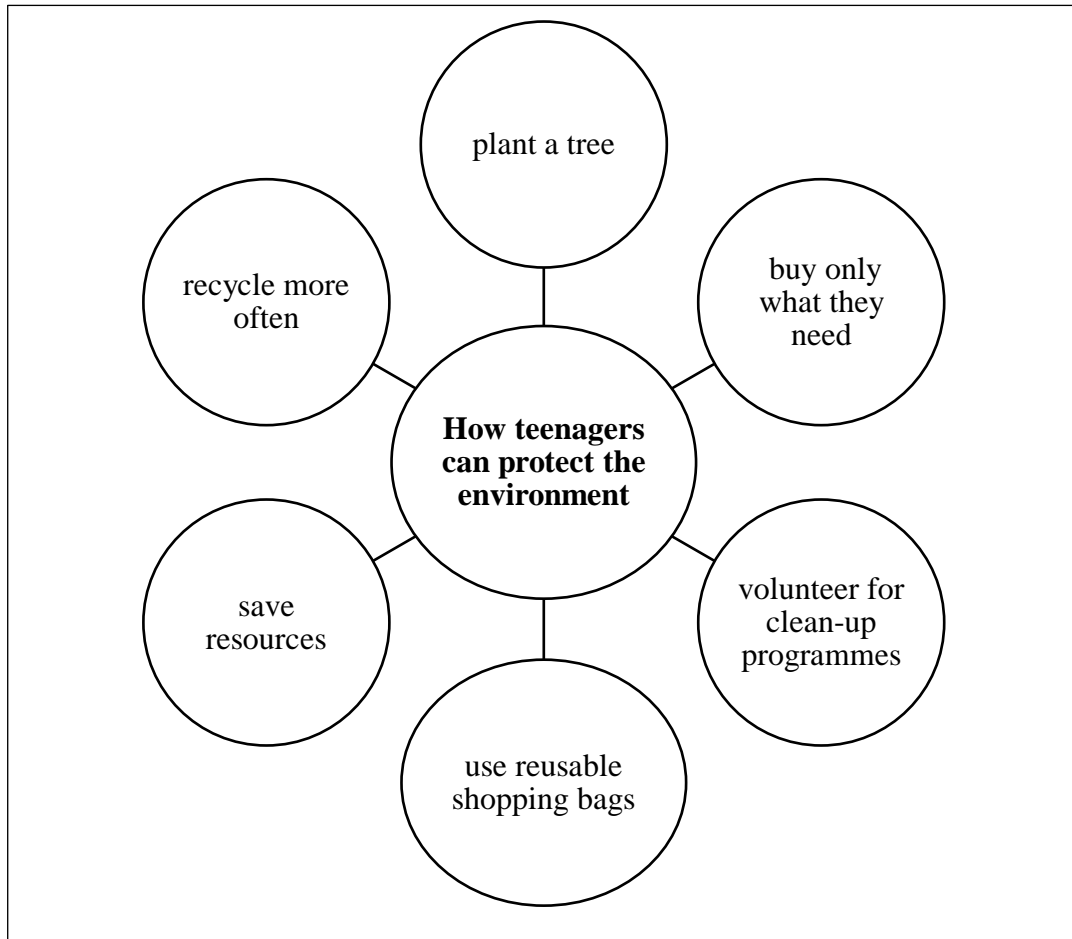
<b>A</b>	Let's discuss.	<i>Start discussion</i>
<b>B</b>	<p>Sure.</p> <p>I agree that having smartphones means having less private time. This is because having notifications related to <u>work</u> popping out all the time, keeps us busy. If we receive notifications outside of working hours, we will not have enough time for ourselves to relax or spend quality time with family. For example, we have to reply messages from our bosses almost every day, adding to the tasks we already have had at the moment. We also tend to get email notifications and have to reply quickly if they are urgent. The hectic cycle of work life does not stop in the workplace but it continues at home when we have smartphones, lessening our private time.</p> <p>Do you agree with me?</p>	<ul style="list-style-type: none"> <li>• <i>Give opinion/ point</i></li> <li>• <i>Give reasons</i></li> <li>• <i>Ask if your friend agrees</i></li> </ul>
<b>A</b>	<p>I agree with you.</p> <p>In my opinion, having smartphones also keeps us busy with <u>studies</u> and we have less personal time. This is because our phones will be bombarded with notifications of assignments and class announcements, making us feel restless all time. We cannot spend more quality time to pamper ourselves. For instance, we may have to answer questions from our friends about assignments while we are shopping at the mall. With our peaceful time interrupted, we may feel frustrated.</p> <p>In short, having smartphones means having less private time when we often get notifications related to studies.</p> <p>Do you think so?</p>	<ul style="list-style-type: none"> <li>• <i>Agree / Disagree</i></li> <li>• <i>Give opinion/ point</i></li> <li>• <i>Give reasons</i></li> <li>• <i>Ask if your friend agrees</i></li> </ul>
<b>B</b>	<p>I totally agree with you.</p> <p>Besides, having smartphones reduces our private time as we often spend a lot of time on <u>social media</u>.</p> <p>While scrolling through posts and reading updates of our friends on social media, we do not have time to do our favourite activities. Most of our time revolves around other people's lives even during our spare time at home. In addition, we may be too absorbed into consuming various negative media from social media till our mental health is harmed.</p> <p>I strongly think that having smartphones means having less private time.</p> <p>What do you think?</p>	<ul style="list-style-type: none"> <li>• <i>Agree / Disagree</i></li> <li>• <i>Give opinion/ point</i></li> <li>• <i>Give reasons</i></li> <li>• <i>Ask if your friend agrees</i></li> </ul>

## PART 3: DISCUSSION

<p><b>A</b></p>	<p>That's a good idea.          Moreover, having smartphones deprives us of our private time when plenty of time are spent on <u>shopping</u>.          With our smartphones, we can shop conveniently anywhere and anytime. The downside is prevalent when we become shopaholics using our smartphones, abandoning other important things that we have to do.          The more we shop with our phones, the less private time we have.          Do you agree with me?          Would you like to add on anything?</p>	<ul style="list-style-type: none"> <li>• <i>Agree / Disagree</i></li> <li>• <i>Give opinion/ point</i></li> <li>• <i>Give reasons</i></li> <li>• <i>Ask if your friend agrees</i></li> <li>• <i>Ending sentence</i></li> </ul>
<p><b>B</b></p>	<p>I agree with you too.          That's all from me.</p>	<ul style="list-style-type: none"> <li>• <i>Agree/ Disagree</i></li> <li>• <i>Answer your friend</i></li> </ul>
<p><b>A</b></p>	<p>That's the end of our discussion.</p>	<ul style="list-style-type: none"> <li>• <i>End discussion</i></li> </ul>

PRACTICE 1

*Interlocutor:* Now, talk to each other about **how teenagers can protect the environment.**



*Interlocutor:*

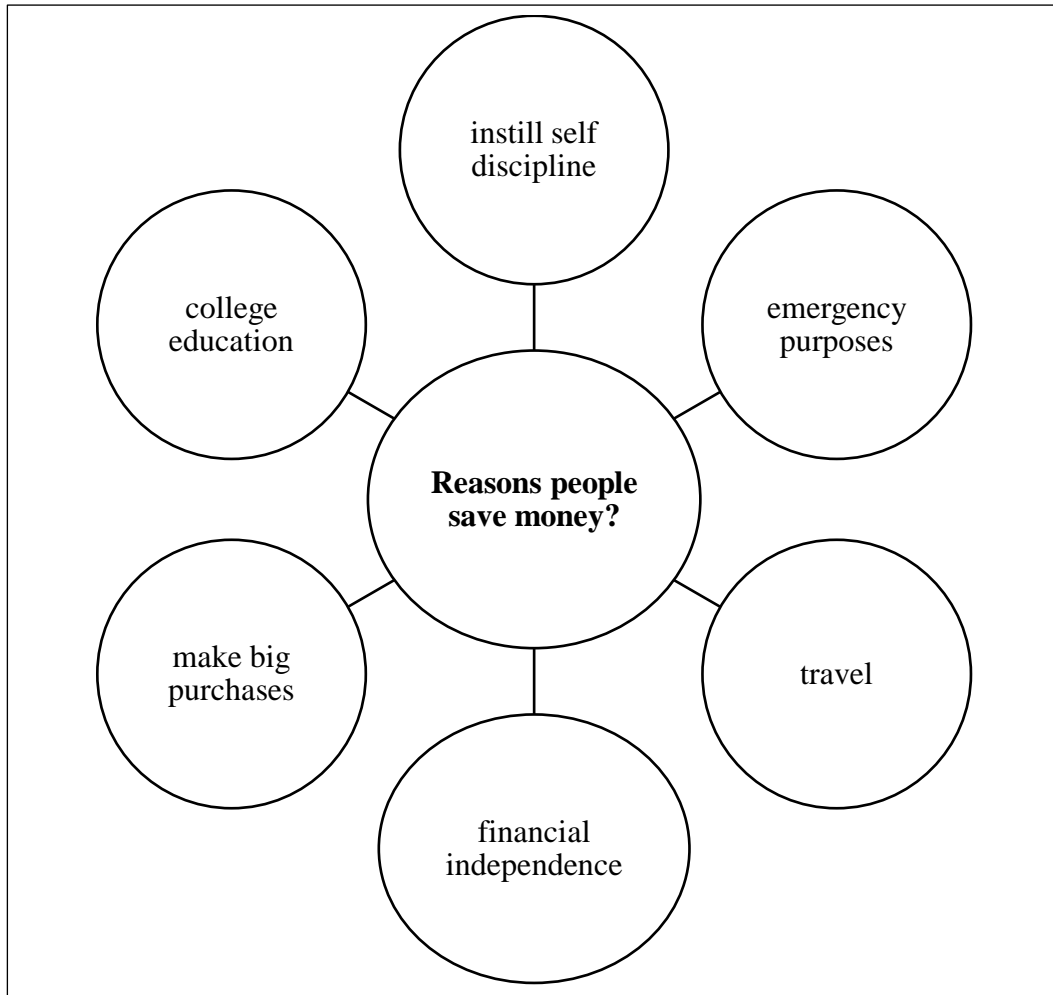
Now you have about a minute to decide together **which is the most popular activity teenagers can do to protect the environment.**

*Interlocutor:*

You've been talking about what teenagers can do to protect the environment, now let's hear your opinion on this. **In what ways, does protecting the environment can reduce a teenager's stress?**

**PRACTICE 2**

**Interlocutor:** Now, talk to each other about **reasons people save money.**




**Interlocutor:**  
Now you have about a minute **to decide together which is the most important reason people save money.**

**Interlocutor:**  
You've been talking about the reasons people save money, now let's hear your opinion on this; **impulsive buying.**



# PRACTISE SETS

ROME WASN'T BUILT IN A DAY



## SET 1

### General questions

### PART 1

3-4 minutes

#### Phase 1

#### Interlocutor

Good morning/afternoon.

I'm ... and this is my colleague ... She/ He'll just listen to us.  
First of all, we'd like to know something about you.

#### Main questions

#### Back-up prompts

Candidate A	What's your name? Thank you.	Should I call you...?
Candidate B	And, what's your name? Thank you.	
Candidate A	Where do you live/come from?	Do you live in ...?
Candidate B	How do you come to school? Thank you.	Do you come to school by ...?

#### Phase 2

#### Interlocutor

Now I'm going to ask you about **your favourite teacher**.

*Select one or more questions from the list to ask the candidates.*

*Use candidates' names throughout.*

#### Main questions

#### Back-up prompts

What is your favourite teacher's name?	Who is your favourite teacher?
What subject does he/she teach?	Is he/she an English teacher?
What do you like about him/her?	What is admirable about him/her?
How do you honour him/her?	What do you do to show you Appreciate him/her?

Thank you.

## PART 2- TASK 2A

### Your dream vacation

Talk about your dream vacation.

You should say:

- the name of the place
- the activities during the vacation
- if you prefer to go on a vacation locally or overseas (why/why not?)
- if you prefer travelling alone or with family members (why/why not?)

## PART 2- TASK 2B

### Your favourite social media application

Talk about your favourite social media application.

You should say:

- which social media application do you like most?
- why do you like it?
- how does social media help you in life?
- in your opinion, is it important for people to have a social media account?  
(why/why not?)



**1. Your dream vacation**  
**2. Your favourite social media application**

**PART 2**  
**3-4 minutes**

**Interlocutor** : In this part of the test, I'm going to give each of you a topic and I'd like you to talk about it on your own for about a minute. You also need to answer a question briefly about your partner's topic.  
 (Candidate A), it's your turn first. Here's your task.  
*Place Part 2 booklet, open at Task 2A, in front of Candidate A.*  
 I'd like you to **talk about your dream vacation**. First, you have some time to think about what you're going to say.

**Candidate A** : *Allow candidate 20 seconds to prepare.*

**Interlocutor** : All right? You may start now.

**Candidate A** : .....  
*1 minute* *Back-up prompts to be used if necessary. Use the prompts below.*  
**What can you say about / Tell me more about...**

**Interlocutor** : Thank you. (Candidate B), have you been on a vacation before? Did you enjoy yourself there? Why?

**Candidate B** : .....  
*(20 seconds)*

**Interlocutor** : Thank you. (Candidate A). Can I have the booklet, please? *Retrieve Part 2 booklet. Place Part 2 booklet, open Task B, in front of Candidate B.*  
 Now, (Candidate B), here's your task. I'd like to speak about **your favourite social media application**. First, you have some time to think about what you are going to say.

**Candidate B** : *Allow candidate 20 seconds to prepare.*

**Interlocutor** : All right? You may start now.

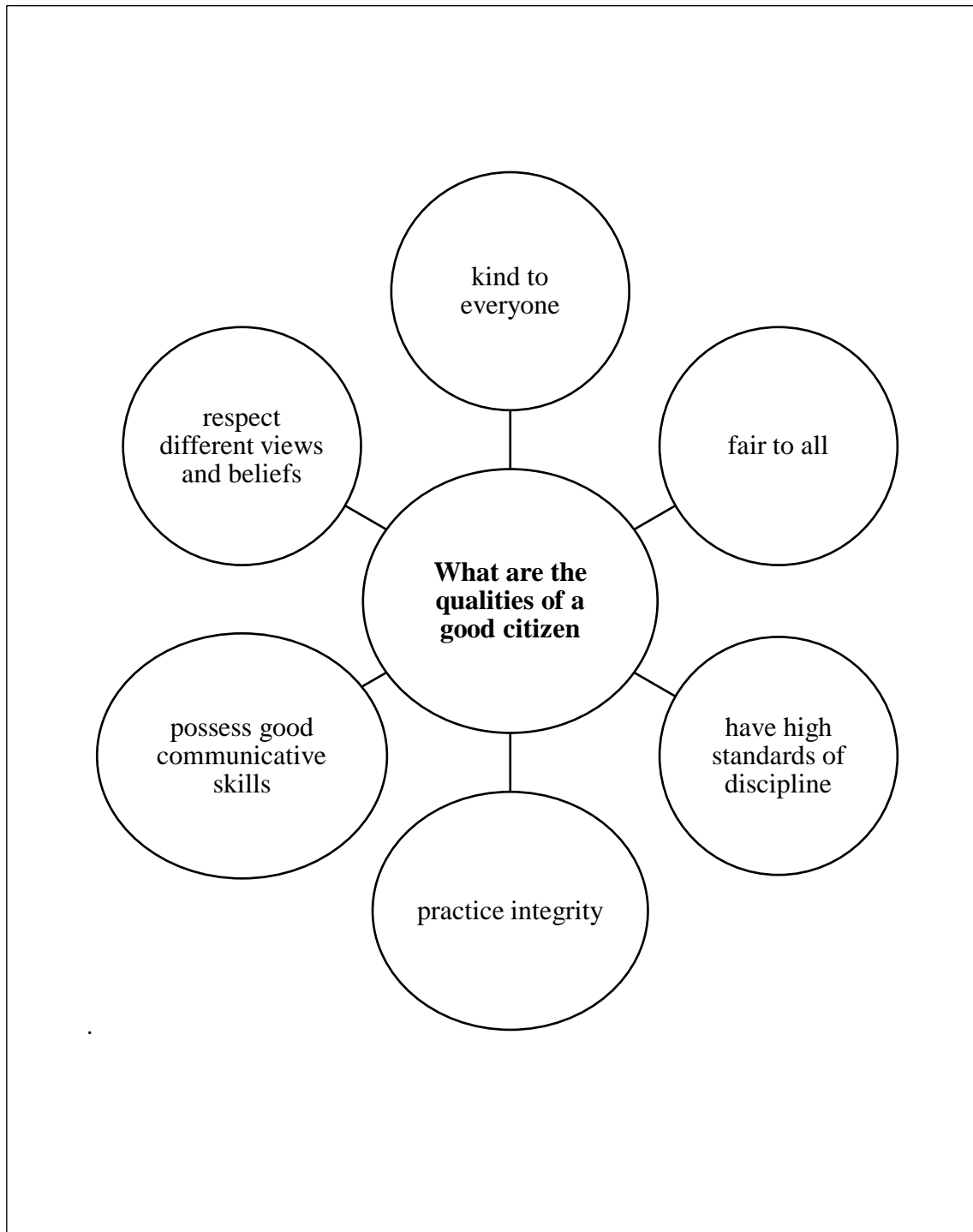
**Candidate B** : .....  
*Back-up prompts to be used if necessary. Use the prompts below.*  
**What can you say about / Tell me more about ...**

**Interlocutor** : Thank you. (Candidate A), do you think that using social media applications is a waste of time? Why?

**Candidate A** : .....  
*(20 seconds)*

**Interlocutor** : Thank you. (Candidate B). Can I have the booklet, please? *Retrieve Part 2 booklet.*

**PART 3 - TASK 3**



## Qualities of a good leader

**PART 3**  
4-5 minutes

**Interlocutor** : Now, I'd like you to talk about something together for about three minutes. The task will have two parts. In the first part, you will discuss something **with each other** for about two minutes. Then, in the second part, you will have another minute to make a decision together. All right, let's begin with the discussion task. **A harmonious nation needs good citizens.** Place Part 3 booklet, open at Task 3, in front of the candidates. **Here are some qualities of a good citizen** and a question for you to discuss. First, you have some time to look at the task.

**Candidates A & B** : Allow candidates 20 seconds to prepare.

**Interlocutor** : Now, talk to each other about **the qualities of a good citizen.**

**Candidates A & B** : .....  
2 minutes *Back-up prompts to be used if necessary. Use the prompts below.*  
**What do you think** (candidate name)?  
**What about this** (pointing to option)?

**Interlocutor** : Thank you. Now you have a minute to decide together **which is the most important quality of a good citizen.**

**Candidates A & B** : .....  
1 minute

**Interlocutor** : Thank you. Can I have the booklet, please? Retrieve Part 3 booklet. You've been talking about the qualities of a good citizen, now let's hear your opinion on this. **What is the importance of becoming a good citizen?**

Select any of the following prompts as appropriate:

- **What do you think?**
- **Do you agree?**
- **How about you?**

**Candidates A & B** : .....  
2 minutes

**Interlocutor** : Thank you. **(Candidate A & Candidate B).** That is the end of the Speaking test.

## SET 2

### General questions

### PART 1

3-4 minutes

#### Phase 1

#### Interlocutor

Good morning/afternoon.

I'm ... and this is my colleague ... She/ He'll just listen to us.

First of all, we'd like to know something about you.

#### Main questions

#### Back-up prompts

Candidate A

What's your name?

Should I call you...?

Thank you.

Candidate B

And, what's your name?

Thank you.

Candidate A

Where do you live?

Do you live near the school?

Candidate B

What is your favourite subject  
in school?

What subject do you enjoy  
learning?

Thank you.

#### Phase 2

#### Interlocutor

Now I'm going to ask you about **your daily routine**.

*Select one or more questions from the list to ask the candidates.*

*Use candidates' names throughout.*

#### Main questions

#### Back-up prompts

What do you normally do after you wake up?

What is the first thing you do every  
day?

What do you usually do after coming back  
from school?

What do you do after coming back  
from school every day

What time do you wake- up on weekends?

What time do you wake- up on  
Friday/ Saturday/ Sunday?

Which restaurant do you like to eat at?

Where do you go to eat delicious  
food?

Thank you.

## PART 2- TASK 2A

### Best birthday present

Talk about the best birthday present that you have received.

You should say

- what the present was
- why is it the best present
- who gave you the present? (why?)
- why is it important to give birthday presents to your loved ones?

## PART 2- TASK 2B

### An interesting job

Talk about an interesting job that you know.

You should say

- what the interesting job is
- what do you have to do
- why did you choose this job
- if working experience is important to get a job (why/why not?)

**1. Best birthday present**  
**2. An interesting job**

**Part 2**  
**3-4 minutes**

**Interlocutor** : In this part of the test, I'm going to give each of you a topic. I'd like you to talk about them on your own for about a minute. You also need to answer a question briefly about your partner's topic.  
 (Candidate A). It is your turn your turn first. Here's your task.  
*Place part 2 booklet, open at Task 2, in front of Candidate A.*  
 I would like you to **talk about the best birthday present you have received.**  
 First, you have some time to think about what you are going to say.

**Candidate A** : *Allow candidate 20 seconds to prepare.*

**Interlocutor** : All right? You may start now.

**Candidate A** : .....  
*1 minute* *Back-up prompts to be used if necessary. Use the prompts below.*  
**What can you say about / Tell me more about**

**Interlocutor** : Thank you. (Candidate B) What is the best birthday present you have received? Why?

**Candidate B** : .....  
*(20 seconds)*

**Interlocutor** : Thank you. (Candidate A). Can I have the booklet, please? *Retrieve Part 2 booklet. Place Part 2 booklet, open Task B, in front of Candidate B.*  
 Now, (Candidate B), here's your task. I'd like you to speak about **an interesting job that you know.** First, you have some time to think about what you are going to say.

**Candidate B** : *Allow candidate 20 seconds to prepare.*

**Interlocutor** : All right? You may start now.

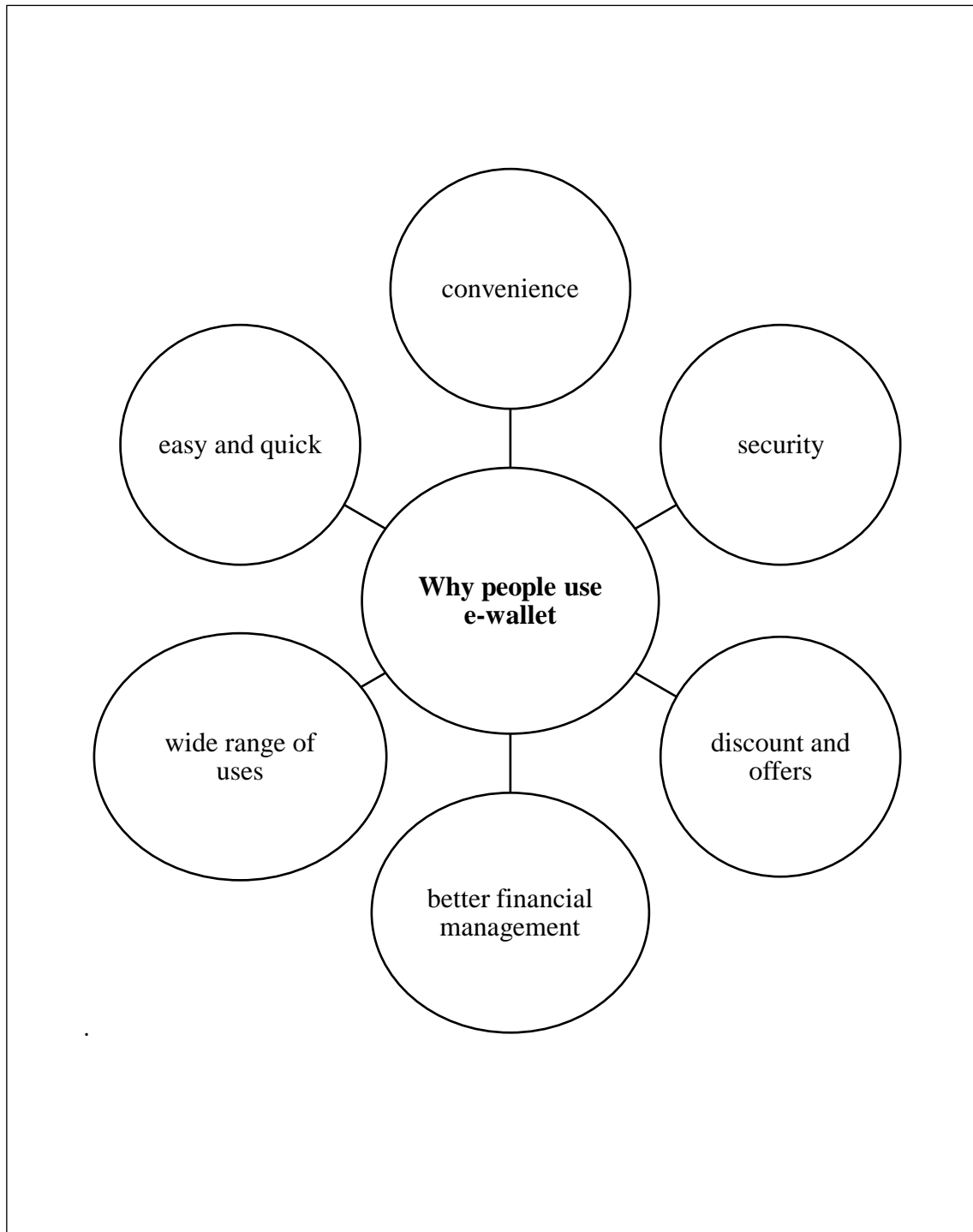
**Candidate B** : .....  
*Back-up prompts to be used if necessary. Use the prompts below.*  
**What can you say about... / Tell me more about...**

**Interlocutor** : Thank you. (Candidate A), do you know an interesting job? Why is it interesting?

**Candidate A** : .....  
*(20 seconds)*

**Interlocutor** : Thank you. (Candidate B), can I have the booklet, please? *Retrieve Part 2 booklet.*

**PART 3 - TASK 3**



## Benefits of using e-wallet

**Part 3**  
**4-5 minutes**

**Interlocutor** : Now, I'd like you to talk about something together for about three minutes. The task will have 2 parts, you will discuss something **with each other** for about two minutes. Then, in the second part, you will have another minute to make a decision together. All right? Let's begin with the discussion task.

**More people are using e-wallets nowadays.** (*Place Part 3 booklet, open at Task 3, in front of the candidates*). **Here are some reasons why people use e-wallets in their daily lives** and a question for you to discuss. First, you have some time to look at the task.

**Candidates A & B** : *Allow candidates 20 seconds to prepare.*  
(20 seconds)

**Interlocutor** : Now, talk to each other about **why people use e-wallets in their daily lives**.

**Candidates A & B** : .....  
2 minutes  
*Back-up prompts to be used if necessary. Use the prompts below.*  
**What do you think [candidate name]?**  
**What about this [pointing to option]?**

**Interlocutor** : Thank you. Now you have a minute to decide together **which is the most important reason people use e-wallets in their daily lives**.

**Candidates A & B** : .....  
1 minute

**Interlocutor** : Thank you. Can I have the booklet, please? *Retrieve Part 3 booklet.*

You've been talking about what people can do to support their friends, now let's hear your opinion on this. **How can we promote electronic payment system in Malaysia?**

*Select any of the following prompts as appropriate:*

- **What do you think?**
- **Do you agree?**
- **How about you?**

**Candidates A & B** : .....  
2 minutes

**Interlocutor** : Thank you. **(Candidate A & Candidate B)**. That is the end of the speaking test.



## SET 3

### General questions

### PART 1

3-4 minutes

#### Phase 1

#### Interlocutor

Good morning/afternoon.

I'm ... and this is my colleague ... She'll just listen to us.

First of all, we'd like to know something about you.

#### Main questions

Candidate A What's your name, please?

Thank you.

Candidate B And, what is your name?

Thank you.

Candidate A Where do you live?

Candidate B How do you come to school?

Thank you.

#### Back-up prompts

Should I call you ...?

Do you live near the school?

Do you come to school by bus?

#### Phase 2

#### Interlocutor

Now I'm going to ask you about **your daily routines**.

*(Select one or more questions from the list to ask each candidate. Use candidates' names throughout.)*

#### Main questions

What do you normally do after you wake up?

What do you usually do after coming home from school?

What do you do on weekends?

How do you spend your leisure time?

Thank you

#### Back-up prompts

What is the first thing you do every day?

What do you do after coming back from school every day?

What do you do on Friday/ Saturday/ Sunday?

What do you do when you have free time?

## PART 2- TASK 2A

### Weekend activities

Talk about how you spend your weekends.

You should say

- what you usually do on the weekends
- what is your favourite part of the weekend
- if you think your weekends are long enough (why/why not?)
- if it is important to have free time on weekends? (why?)

## PART 2- TASK 2B

### A night market

Talk about a night market you visited recently.

You should say

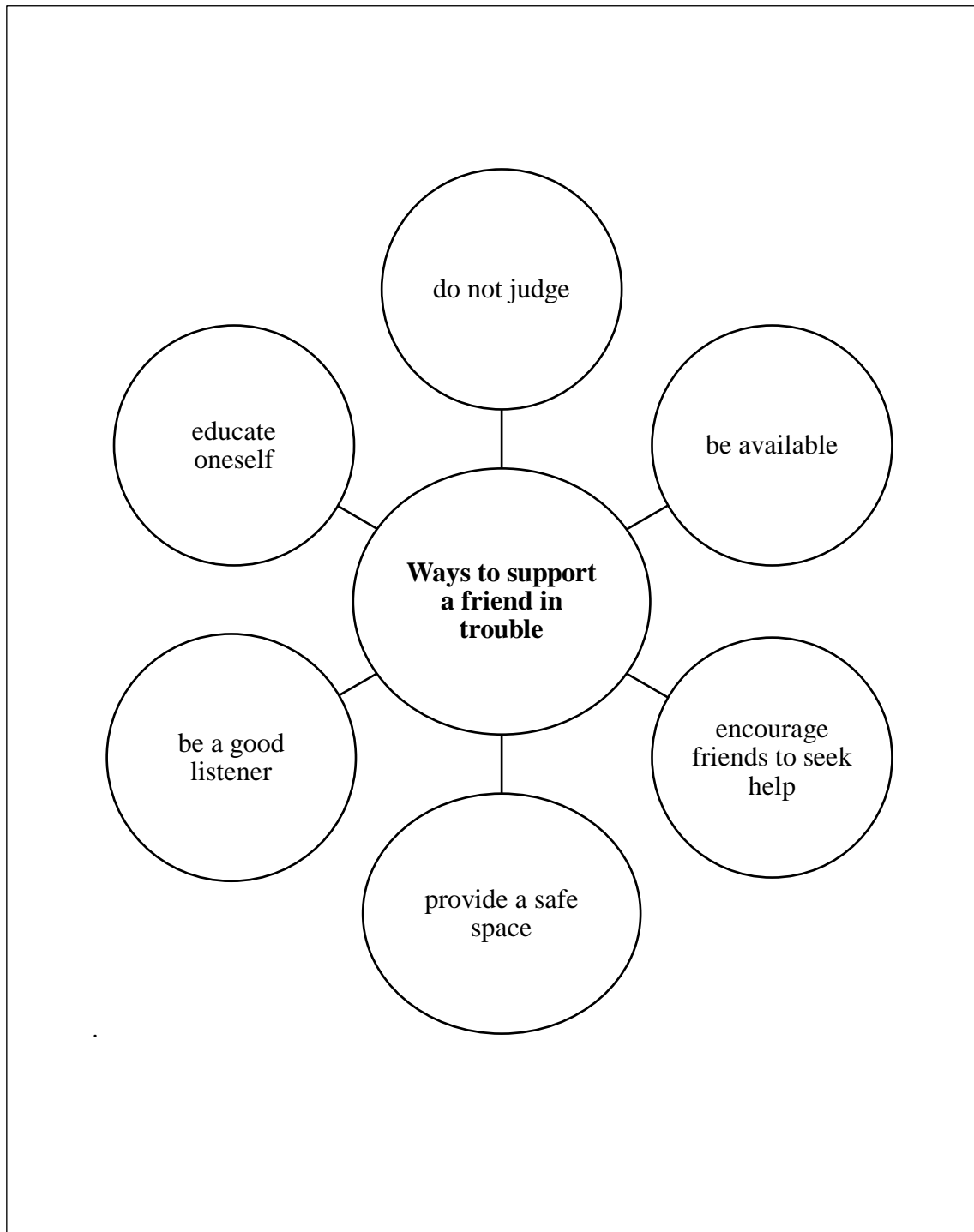
- where this night market is
- what this night market sells
- how big this night market is
- if you enjoyed going to the night market (why/why not?)

**1. Weekend activities**  
**2. A night market**

**Part 2**  
**3-4 minutes**

- Interlocutor** : In this part of the test, I'm going to give each of you a topic. I'd like you to talk about them on your own for about a minute. You also need to answer a question briefly about your partner's topic.  
(Candidate A). It is your turn your turn first. Here's your task.  
*Place part 2 booklet, open at Task 2, in front of Candidate A.*  
I would like you to **talk about how you spend your weekends**. First, you have some time to think about what you are going to say.
- Candidate A** : *Allow candidate 20 seconds to prepare.*
- Interlocutor** : All right? You may start now.
- Candidate A** : .....  
*1 minute*  
*Back-up prompts to be used if necessary. Use the prompts below.*  
**What can you say about / Tell me more about**
- Interlocutor** : Thank you. (Candidate B) What do you like to do on your weekends? Why?
- Candidate B** : .....  
*(20 seconds)*
- Interlocutor** : Thank you. (Candidate A). Can I have the booklet, please? *Retrieve Part 2 booklet. Place Part 2 booklet, open Task B, in front of Candidate B.*  
Now, (Candidate B), here's your task. I'd like you to speak about **a night market that you visited recently**. First, you have some time to think about what you are going to say.
- Candidate B** : *Allow candidate 20 seconds to prepare.*
- Interlocutor** : All right? You may start now.
- Candidate B** : .....  
*Back-up prompts to be used if necessary. Use the prompts below.*  
**What can you say about... / Tell me more about...**
- Interlocutor** : Thank you. (Candidate A) Have you been to a night market? Did you enjoy it? Why?
- Candidate A** : .....  
*(20 seconds)*
- Interlocutor** : Thank you. (Candidate B). Can I have the booklet, please? *Retrieve Part 2 booklet.*

**PART 3 - TASK 3**



## Supporting a friend in trouble

**Part 3**  
**4-5 minutes**

**Interlocutor** : Now, I'd like you to talk about something together for about three minutes. The task will have 2 parts, you will discuss something **with each other** for about two minutes. Then, in the second part, you will have another minute to make a decision together. All right? Let's begin with the discussion task.

**Helping a friend is something important to all of us.** (*Place Part 3 booklet, open at Task 3, in front of the candidates*). **Here are some ways people can support their friends** and a question for you to discuss. First, you have some time to look at the task.

**Candidates A & B** : *Allow candidates 20 seconds to prepare.*

**Interlocutor** : Now, talk to each other about **how people can support their friends**.

**Candidates A & B** : .....  
*2 minutes*  
*Back-up prompts to be used if necessary. Use the prompts below.*  
**What do you think [candidate name?] /**  
**What about this [pointing to option]?**

**Interlocutor** : Thank you. Now you have a minute to decide together **which is the most effective way to support a friend**.

**Candidates A & B** : .....  
*1 minute*

**Interlocutor** : Thank you. Can I have the booklet, please? *Retrieve Part 3 booklet.* You've been talking about what people can do to support their friends, now let's hear your opinion on this. **How can we build trust with our friends?**

*Select any of the following prompts as appropriate:*

- **What do you think?**
- **Do you agree?**
- **How about you?**

**Candidates A & B** : .....  
*2 minutes*

**Interlocutor** : Thank you. **(Candidate A & Candidate B)**. That is the end of the speaking test.

## SET 4

### General questions

**PART 1**  
3-4 minutes

#### *Phase 1*

#### **Interlocutor**

Good morning/afternoon.

I'm ... and this is my colleague ... She/ He'll just listen to us.

First of all, we'd like to know something about you.

#### **Main questions**

#### **Back-up prompts**

Candidate A	What's your name? Thank you.	Should I call you...?
Candidate B	And, what's your name? Thank you.	
Candidate A	Where do you live/come from?	Do you live in ...?
Candidate B	How do you come to school? Thank you.	Do you come to school by ...?

#### *Phase 2*

#### **Interlocutor**

Now I'm going to ask you about **your favourite teacher**.

*Select one or more questions from the list to ask the candidates.*

*Use candidates' names throughout.*

#### **Main questions**

#### **Back-up prompts**

What is your favourite teacher's name?	Who is your favourite teacher?
What subject does he/she teach?	Is he/she an English teacher?
What do you like about him/her?	What is admirable about him/her?
How do you honour him/her?	What do you do to show you appreciate him/her?
Thank you.	

## PART 2- TASK 2A

### Extreme Sports

Talk about extreme sports.

You should say:

- name some extreme sports?
- would you try extreme sports? (why? / why not?)
- what are some precaution steps that should be taken before engaging in an extreme sport?
- in your opinion, why do some people do extreme sports?

## PART 2- TASK 2B

### Sports

Talk about your favourite sports.

You should say:

- do you prefer indoor or outdoor sports? (why?)
- where and when do you play your favourite sports?
- what are the benefits of taking up the sports you like?
- in your opinion, is sports the only way to stay healthy? why /why not?

# PRACTICE SETS

1. Extreme sports
2. Sports

**Part 2**  
**3-4 minutes**

**Interlocutor** : In this part of the test, I'm going to give each of you a topic. I'd like you to talk about them on your own for about a minute. You also need to answer a question briefly about your partner's topic.  
(Candidate A). It is your turn your turn first. Here's your task.  
*Place part 2 booklet, open at Task 2, in front of Candidate A.*  
I would like you to **talk about extreme sports**. First, you have some time to think about what you are going to say.

**Candidate A** : *Allow candidate 20 seconds to prepare.*

**Interlocutor** : All right? You may start now.

**Candidate A** : .....  
*1 minute*  
*Back-up prompts to be used if necessary. Use the prompts below.*  
**What can you say about... / Tell me more about...**

**Interlocutor** : Thank you. (Candidate B) **Do you think extreme sports should be encouraged or is it an act of irresponsibility? Why/Why not?**

**Candidate B** : .....  
*(20 seconds)*

**Interlocutor** : Thank you. (Candidate A). Can I have the booklet, please? *Retrieve Part 2 booklet. Place Part 2 booklet, open Task B, in front of Candidate B.*  
Now, (Candidate B), here's your task. I'd like you to **talk about sports**.  
First, you have some time to think about what you are going to say.

**Candidate B** : *Allow candidate 20 seconds to prepare.*

**Interlocutor** : All right? You may start now.

**Candidate B** : .....  
*Back-up prompts to be used if necessary. Use the prompts below.*  
**What can you say about... / Tell me more about...**

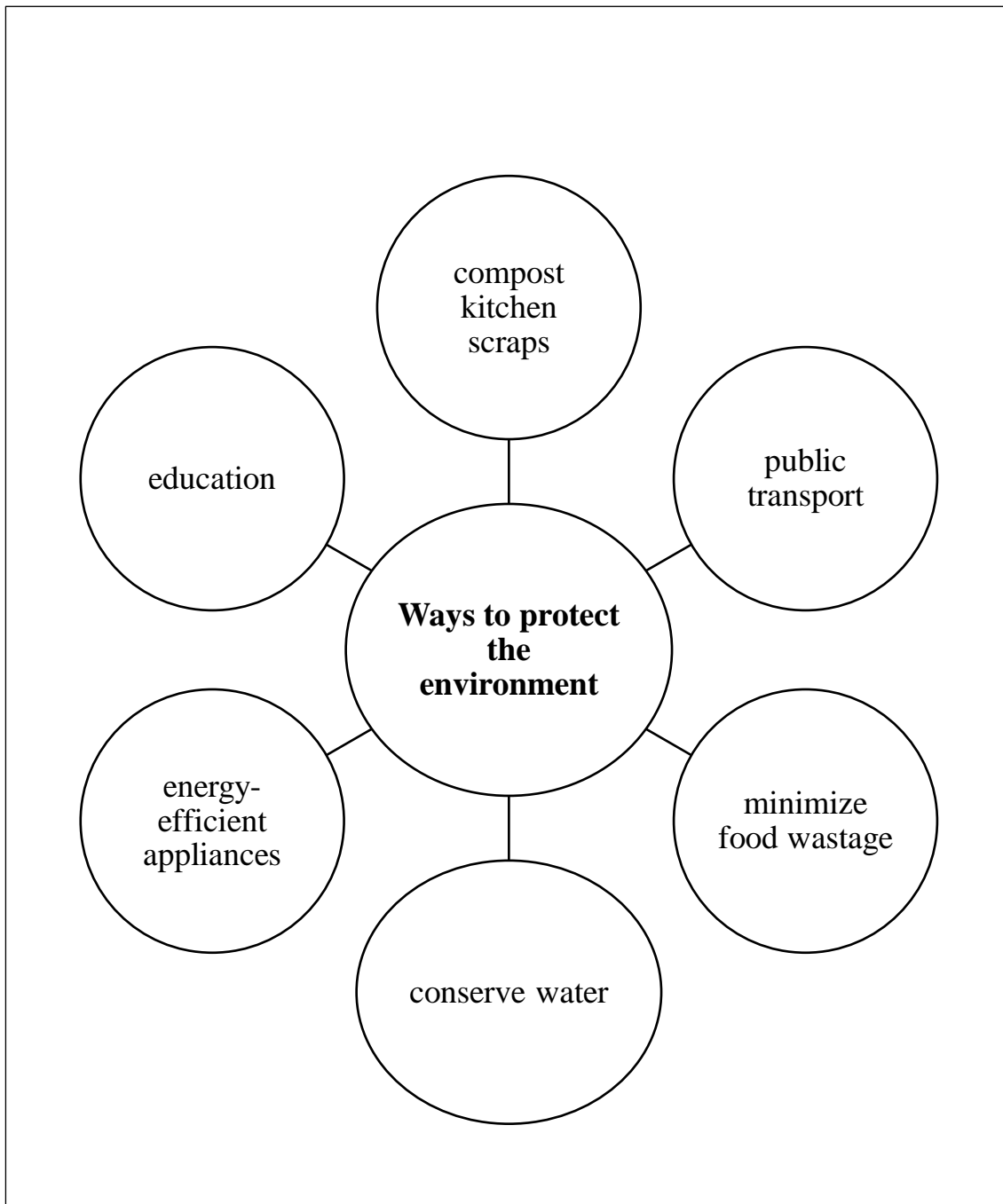
**Interlocutor** : Thank you. (Candidate A) **Do you prefer watching sports at the stadium or at home on the television? Why?**

**Candidate A** : .....  
*(20 seconds)*

**Interlocutor** : Thank you. (Candidate B). Can I have the booklet, please? *Retrieve Part 2 booklet.*



**PART 3 - TASK 3**



**Ways to protect the environment**

**Part 3**  
**4-5 minutes**

**Interlocutor** : Now, I'd like you to talk about something together for about three minutes. The task will have 2 parts, you will discuss something **with each other** for about two minutes. Then, in the second part, you will have another minute to make a decision together. All right? Let's begin with the discussion task.

**Pollution is a serious problem.** *Place part 3 booklet, open at Task 3, in front of the candidates.* **Here are some ways to protect the environment** and a question for you to discuss. First, you have some time to look at the task.

**Candidates A & B** : *Allow candidates 20 seconds to prepare.*

**Interlocutor** : Now, talk to each other about **ways to protect the environment**

**Candidates A & B** : .....  
: *Back-up prompts to be used if necessary. Use the prompts below.*  
**What do you think** [candidate name]?  
**What about this** [pointing to option]?

**Interlocutor** : Thank you. Now you have a minute to decide together **which is the best way to protect the environment.**

**Candidates A & B** : .....  
*1 minute*

**Interlocutor** : Thank you. Can I have the booklet, please? *Retrieve Part 3 booklet.* You've been talking about what people can do to protect the environment, now let's hear your opinion on this. **Do you think the present environmental situation will improve in the future.**

*Select any of the following prompts as appropriate:*


- **What do you think?**
- **Do you agree?**
- **How about you?**

**Candidates A & B** : .....  
*2 minutes*

**Interlocutor** : Thank you. **(Candidate A & Candidate B).** That is the end of the speaking test.

# ENRICHMENT NOTES

ACTIONS SPEAK LOUDER  
THAN WORDS



# FREQUENTLY ASKED QUESTIONS

**#1** Can I ask for meaning of words / discuss with my partner / the interlocutor? No. You can't



**#2**

How to kick start Part 2? Read the question and answer them.  
Ex: Do you enjoy watching movie?  
Yes, I do.

**#3**

How to start Part 3? Identify the assigned topic. Ex: Today we'll be talking about 'ways to manage peer pressure'

**#4**

How do I know the time is up? The interlocutor will give you a signal. Ex: Thank you.

**#5**

Part 3 - do I have to use all 6 points? No. But do choose the points that you understand.

# LINKING WORDS

## EMPHASIZING

- As a matter of fact
- In fact
- Indeed

## REFORMULATING

- That is to say
- In other words
- Namely
- To put things differently

## SUMMING UP

- In short
- All things considered
- To sum up
- In a nutshell

## CONDITION

- If
- Unless
- Provided that
- Suppose
- Whether
- As long as

## CONSEQUENCE

- As a result
- Therefore
- As a consequence
- Consequently
- Thus
- Eventually

## CHOICE

- Neither... nor
- Either... or
- Or
- Whatever
- Whenever
- Wherever
- Whoever

## CONCESSION

- Although
- Though
- Even though
- Despite
- In spite of
- Apart from
- Except for

## ADDING IDEAS

- Also
- Moreover
- Furthermore
- In addition
- Besides
- Not only... but also

## EXPLAINING CAUSE

- As
- Because
- Because of
- Since
- The reason why

SOURCE: [WWW.LESSONSFORENGLISH.COM](http://WWW.LESSONSFORENGLISH.COM)

# USEFUL PHRASES IN DISCUSSIONS

## Starting a discussion

- Let's begin, shall we?
- Shall we begin?

## Inviting input from other people

- What do you think about...?
- Would you like to say something?
- What's your take on this?
- Do you agree?

## Asking others to repeat

- Sorry, can you repeat?
- Sorry, I beg your pardon.

## Giving opinions

- In my opinion...
- I think/ feel....
- Personally, I think...
- The way I see it...

## Agreeing

- Yes, you are right.
- I agree with you.
- You read my mind.
- I concur.
- I see your point of view.

## Disagreeing

- I am sorry, but I do not agree with you.
- Do you really think so?
- That's an interesting idea but...
- I'm afraid I disagree.
- Unfortunately, that's not always the

## Disagreeing

- I am sorry, but I do not agree with you.
- Do you really think so?

## Adding information

- I'd like to add....
- Also....

## Asking for an explanation

- What do you mean by that?
- I'm confused when you say.... Can you explain?

" I'M TOO AFRAID TO SPEAK IN ENGLISH. WHAT SHOULD I DO? AND WHAT CAN I DO AT HOME TO IMPROVE MYSELF IN SPEAKING THE ENGLISH LANGUAGE?"

## 9 THINGS YOU CAN DO TO ENHANCE YOUR SPEAKING SKILLS



**KNOW THAT ENGLISH IS A SKILL AND IT REQUIRES CONSISTENT PRACTICE.**

**DON'T BE HARD ON YOURSELF. GIVE TIME TO PROGRESS. YOUR FEAR IS NORMAL!**



**IT'S TIME TO MAKE MISTAKES. ALWAYS TELL YOURSELF, "I'LL BE OKAY!"**

**LISTEN TO THE SOUND OF ENGLISH AND READ ENGLISH MATERIALS. LOOK FOR NEW INTERESTING EXPRESSIONS, SLANGS, SYNONYMS, ANTONYMS, ETC.**

**INTEGRATE ENGLISH INTO YOUR DAILY ACTIVITIES  
E.G. COMMUNICATE WITH YOUR FRIENDS IN ENGLISH WHEN YOU'RE PLAYING ONLINE GAMES**



**TONGUE TWISTERS!  
A GREAT AND FUN WAY TO PRACTICE AND IMPROVE PRONUNCIATION AND FLUENCY.**  
- SIX STICKY SKELETONS (X3)  
- SHE SELLS SEASHHELLS BY THE SEASHORE (X3)  
- A SNAKE SNEAKS TO SEEK A SNACK (X3)

**TALK TO YOURSELF IN ENGLISH .  
SELF-TALK IN ENGLISH ALWAYS HELPS.  
TALK ABOUT WHAT YOU'RE GOING TO DO AND HOW YOU FEEL THAT DAY.**



**COMMIT TO JUST 5-MINUTES OF SPEAKING A DAY. CALL YOUR FRIEND AND HAVE QUICK CHAT IN ENGLISH WITH YOUR BESTIE WHOM YOU'RE COMFORTABLE WITH.**

**CELEBRATE YOUR ACHIEVEMENTS!  
CONGRATULATE YOURSELF AFTER MAKING EFFORTS TO SPEAK IN ENGLISH. ALWAYS VISUALISE YOURSELF SPEAKING IN THE ENGLISH LANGUAGE CALMLY AND CONFIDENTLY.**







### Hak Cipta Terpelihara.

Tidak dibenarkan mengeluarkan mana - mana bahagian artikel, ilustrasi dan isi kandungan modul ini dalam apa juga bentuk dan cara sama ada secara elektronik, fotokopi, mekanik rakaman atau cara lain sebelum mendapat izin bertulis daripada Jabatan Pendidikan Negeri Perak.

Penerbit :  
©Sektor Pembelajaran,  
Jabatan Pendidikan Negeri Perak  
Jalan Tawas Baru Utara, Tasek Damai,  
30010, Ipoh, Perak Darul Ridzuan  
Tel: 05-292 2745 / 05- 292 3603  
Faks : 05 – 292 3851  
2022

---

